



UNIVERSITY OF KERALA
2020 SCHEME

Syllabus For B.Tech in Computer Science and Engineering

SEMESTER VII & VIII

SEMESTER VII

SEMESTER VII

SLOT	COURSE NO.	COURSES	L-T-P	HOURS	CREDIT
A	CST 401	ARTIFICIAL INTELLIGENCE	2-1-0	3	3
B	CST ---	PROGRAM ELECTIVE II	2-1-0	3	3
C	CST ---	OPEN ELECTIVE	2-1-0	3	3
D	MCN 401	INDUSTRIAL SAFETY ENGINEERING	2-1-0	3	---
S	CSL 411	COMPILER LAB	0-0-3	3	2
T	CSQ 413	SEMINAR	0-0-3	3	2
U	CSD 415	PROJECT PHASE I	0-0-6	6	2
R/M/ H	VAC	Remedial/Minor/Honors course*	3-1-0	4	4
TOTAL				24*	15/19
* Excluding Hours to be engaged for Remedial/Minor/Honors course.					

PROGRAM ELECTIVE II

SLOT	COURSE NO.	COURSES	L-T-P	HOURS	CREDIT
B	CST 413	i MACHINE LEARNING	2-1-0	3	3
	CST 423	ii CLOUD COMPUTING	2-1-0		
	CST 433	iii SECURITY IN COMPUTING	2-1-0		
	CST 443	iv MODEL BASED SOFTWARE DEVELOPMENT	2-1-0		
	CST 463	vi WEB PROGRAMMING	2-1-0		
	CST 473	vii NATURAL LANGUAGE PROCESSING	2-1-0		

OPEN ELECTIVE

SLOT	COURSE NO.	COURSES	L-T-P	HOURS	CREDIT
B	CST 415	i INTRODUCTION TO MOBILE COMPUTING	2-1-0	3	3
	CST 425	ii INTRODUCTION TO DEEP LEARNING	2-1-0		
	CST 435	iii COMPUTER GRAPHICS	2-1-0		
	CST 445	iv PYTHON FOR ENGINEERS	2-1-0		
	CST 455	v OBJECT ORIENTED CONCEPTS	2-1-0		

CST401	ARTIFICIAL INTELLIGENCE	CATEGORY	L	T	P	CREDIT
		PCC	2	1	0	3

Preamble: The course aims to introduce the fundamental principles of intelligent systems to students. This involves ideas about the characteristics of intelligent systems, knowledge representation schemes, logic and inference mechanisms. The course helps the learner to understand the design of self learning systems along with some of their typical applications in the emerging scenario where the business world is being transformed by the progress made in machine learning.

Prerequisite : NIL

Course Outcomes: After the completion of the course the student will be able to

CO#	CO
CO1	Explain the fundamental concepts of intelligent systems and their architecture. (Cognitive Knowledge Level: Understanding)
CO2	Illustrate uninformed and informed search techniques for problem solving in intelligent systems. (Cognitive Knowledge Level: Understanding)
CO3	Solve Constraint Satisfaction Problems using search techniques. (Cognitive Knowledge Level: Apply)
CO4	Represent AI domain knowledge using logic systems and use inference techniques for reasoning in intelligent systems. (Cognitive Knowledge Level: Apply)
CO5	Illustrate different types of learning techniques used in intelligent systems (Cognitive Knowledge Level: Understand)

Mapping of course outcomes with program outcomes

	PO1	PO2	PO3	PO4	PO5	PO6	PO7	PO8	PO9	PO10	PO11	PO12
CO1												
CO2												
CO3												
CO4												
CO5												

The COs and CO -PO map shall be considered as suggestive only

Abstract POs defined by National Board of Accreditation			
PO#	Broad PO	PO#	Broad PO
PO1	Engineering Knowledge	PO7	Environment and Sustainability
PO2	Problem Analysis	PO8	Ethics
PO3	Design/Development of solutions	PO9	Individual and team work
PO4	Conduct investigations of complex problems	PO10	Communication
PO5	Modern tool usage	PO11	Project Management and Finance
PO6	The Engineer and Society	PO12	Life long learning

Assessment Pattern

Bloom's Category	Continuous Assessment Tests		End Semester Examination Marks (%)
	Test 1 (%)	Test 2 (%)	
Remember	30	30	30
Understand	60	30	40
Apply	20	40	30
Analyze			
Evaluate			
Create			

Mark Distribution

Total Marks	CIE Marks	ESE Marks	ESE Duration
150	50	100	3

Continuous Internal Evaluation Pattern:

Attendance	10 marks
Continuous Assessment Tests(Average of Series Tests 1 & 2)	25 marks
Continuous Assessment Assignment	15 marks

Internal Examination Pattern:

Each of the two internal examinations has to be conducted out of 50 marks. First series test shall be preferably conducted after completing the first half of the syllabus and the second series test shall be preferably conducted after completing remaining part of the syllabus. There will be two parts: Part A and Part B. Part A contains 5 questions (preferably, 2 questions each from the completed modules and 1 question from the partly completed module), having 3 marks for each question adding up to 15 marks for part A. Students should answer all questions from Part A. Part B contains 7 questions (preferably, 3 questions each from the completed modules and 1 question from the partly completed module), each with 7 marks. Out of the 7 questions, a student should answer any 5.

End Semester Examination Pattern:

There will be two parts; Part A and Part B. Part A contains 10 questions with 2 questions from each module, having 3 marks for each question. Students should answer all questions. Part B contains 2 full questions from each module of which student should answer any one. Each question can have maximum 2 sub-divisions and carries 14 marks.

Syllabus**Module – 1 (Introduction)**

Introduction – What is Artificial Intelligence(AI) ? The Foundations of AI, History of AI, Applications of AI. Intelligent Agents – Agents and Environments, Good behavior: The concept of rationality, nature of Environments, Structure of Agents.

Module – 2 (Problem Solving)

Solving Problems by searching-Problem solving Agents, Example problems, Searching for solutions, Uninformed search strategies, Informed search strategies, Heuristic functions.

Module - 3 (Search in Complex environments)

Adversarial search - Games, Optimal decisions in games, The Minimax algorithm, Alpha-Beta pruning. Constraint Satisfaction Problems – Defining CSP, Constraint Propagation- inference in CSPs, Backtracking search for CSPs, Structure of CSP problems.

Module - 4 (Knowledge Representation and Reasoning)

Logical Agents – Knowledge based agents, Logic, Propositional Logic, Propositional Theorem proving, Agents based on Propositional Logic. First Order Predicate Logic – Syntax and Semantics of First Order Logic, Using First Order Logic, Knowledge representation in First Order Logic. Inference in First Order Logic – Propositional Vs First Order inference, Unification and Lifting, Forward chaining, Backward chaining, Resolution.

Module - 5 (Machine Learning)

Learning from Examples – Forms of Learning, Supervised Learning, Learning Decision Trees, Evaluating and choosing the best hypothesis, Regression and classification with Linear models.

Text Book

1. Stuart Russell and Peter Norvig. Artificial Intelligence: A Modern Approach, 3rd Edition. Prentice Hall.

References

1. Nilsson N.J., Artificial Intelligence - A New Synthesis, Harcourt Asia Pvt. Ltd.

Course Level Assessment Questions**Course Outcome 1 (CO1):**

1. Explain about the basic types of agent programs in intelligent systems.
2. For the following activities, give a PEAS description of the task environment and characterize it in terms of the task environment properties.
 - a) Playing soccer.
 - b) Bidding on an item at an auction.

Course Outcome 2 (CO2):

1. Differentiate between uninformed and informed search strategies in intelligent systems.
2. Illustrate the working of Minimax search procedure.

Course Outcome 3 (CO3):

1. Solve the following crypt arithmetic problem by hand, using the strategy of backtracking with forward checking and the MRV & least-constraining-value heuristics.

$$\begin{array}{r} T W O \\ + T W O \\ \hline F O U R \end{array}$$

Course Outcome 4 (CO4):

1. Prove, or find a counter example to, the following assertion:
If $\alpha \models \gamma$ or $\beta \models \gamma$ (or both) then $(\alpha \wedge \beta) \models \gamma$
2. For each pair of atomic sentences, find the most general unifier if it exists:
 - a) $P(A, B, B), P(x, y, z)$.
 - b) $Q(y, G(A, B)), Q(G(x, x), y)$.

Course Outcome 5 (CO5):

1. Consider the following data set comprised of three binary input attributes (A1, A2, and

A3) and one binary output.

Example	A_1	A_2	A_3	Output y
x_1	1	0	0	0
x_2	1	0	1	0
x_3	0	1	0	0
x_4	1	1	1	1
x_5	1	1	0	1

Use the DECISION-TREE-LEARNING algorithm to learn a decision tree for these data. Show the computations made to determine the attribute to split at each node.

2. What is multivariate linear regression? Explain.

Model Question Paper

QP CODE:

Reg No: _____

Name: _____

PAGES : 4

SEVENTH SEMESTER B.TECH DEGREE EXAMINATION, MONTH & YEAR

Course Code: CST401

Course Name: Artificial Intelligence

Max. Marks : 100

Duration: 3 Hours

PART A

Answer All Questions. Each Question Carries 3 Marks

- 1 What is a rational agent? Explain.
- 2 Describe any two ways to represent states and the transitions between them in agent programs.
- 3 Differentiate between informed search and uninformed search.
- 4 Define heuristic function? Give two examples.

- 5 What are the components of a Constraint Satisfaction Problem? Illustrate with an example.
- 6 Formulate the following problem as a CSP. Class scheduling: There is a fixed number of professors and classrooms, a list of classes to be offered, and a list of possible time slots for classes. Each professor has a set of classes that he or she can teach.
- 7 What is a knowledge based agent? How does it work?
8. Represent the following assertion in propositional logic:
“A person who is radical (R) is electable (E) if he/she is conservative (C), but otherwise is not electable.”
- 9 Describe the various forms of learning?
- 10 State and explain Ockham’s razor principle (10x3=30)

Part B

(Answer any one question from each module. Each question carries 14 Marks)

- 11 (a) Explain the structure Goal-based agents and Utility-based agents with the help of diagrams. (8)
- (b) For the following activities, give a PEAS description of the task environment and characterize it in terms of the task environment properties. (6)
 - a) Playing soccer
 - b) Bidding on an item at an auction.

OR

- 12 (a) Explain the structure Simple reflex agents and Model-based reflex agents with the help of diagrams. (8)
- (b) Discuss about any five applications of AI. (6)
- 13 (a) Explain Best First Search algorithm. How does it implement heuristic search? (6)
- (b) Describe any four uninformed search strategies. (8)

OR

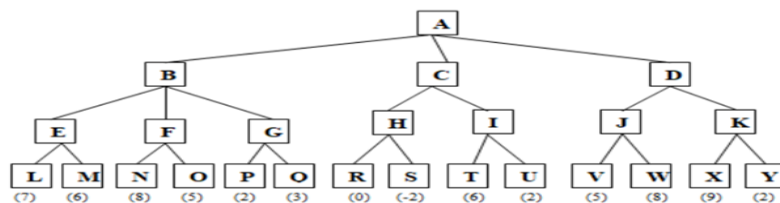
- 14 (a) Write and explain A* search algorithm. (6)
- (b) Explain the components of a well defined AI problem? Write the standard formulation of 8-puzzle problem. (8)
- 15 (a) (a) Solve the following crypt arithmetic problem by hand, using the strategy of backtracking with forward checking and the MRV and least-constraining-value heuristics. (8)

$$\begin{array}{r}
 T W O \\
 + T W O \\
 \hline
 F O U R
 \end{array}$$

- (b) What is local consistency in CSP constraint propagation? Explain different types local consistencies. (6)

OR

- 16 (a) Illustrate the use of alpha-beta pruning in games. (6)
- (b) Consider the following game tree in which static evaluation score are all from the players point of view: static evaluation score range is (+10 to -10) (8)



Suppose the first player is the maximizing player. What move should be chosen? Justify your answer.

- 17 (a) Convert the following sentences into first order logic: (6)
- Everyone who loves all animals is loved by someone.
- Anyone who kills an animal is loved by no one.
- Jack loves all animals.
- Either Jack or Curiosity killed the cat, who is named Tuna.

Did Curiosity kill the cat?

- (b) Give a resolution proof to answer the question “Did Curiosity kill the cat? “ (8)

OR

- 18 (a) Prove or find a counter example to the following assertion in propositional logic: (6)

If $\alpha \models (\beta \wedge \gamma)$ then $\alpha \models \beta$ and $\alpha \models \gamma$.

- (b) For each pair of atomic sentences, give the most general unifier if it exists: (8)
Older (Father (y), y), Older (Father (x), John).

- 19 (a) How is best hypothesis selected from alternatives? (8)

- (b) Explain Univariate Linear Regression. (6)

OR

- 20 (a) Consider the following data set comprised of two binary input attributes (A1 and A2) and one binary output. (8)

Example	A ₁	A ₂	Output y
x ₁	1	1	1
x ₂	1	1	1
x ₃	1	0	0
x ₄	0	0	1
x ₅	0	1	0
x ₆	0	1	0

Use the DECISION-TREE-LEARNING algorithm to learn a decision tree for these data. Show the computations made to determine the attribute to split at each node.

- (b) Explain Linear classification with logistic regression (6)

Teaching Plan

No	Contents	No of Lecture Hrs (36)
Module – 1 (Introduction) (7 hrs)		
1.1	Introduction, What is Artificial Intelligence(AI)?	1
1.2	The foundations of AI, The history of AI	1
1.3	Applications of AI	1
1.4	Intelligent Agents – Agents and Environments	1
1.5	Good behavior: The concept of rationality	1
1.6	The nature of Environments	1
1.7	The structure of Agents	1
Module - 2 (Problem Solving by searching) (7 hrs)		
2.1	Solving Problems by searching-Problem solving Agents	1
2.2	Illustration of the problem solving process by agents	1
2.3	Searching for solutions	1
2.4	Uninformed search strategies: BFS, Uniform-cost search, DFS, Depth-limited search, Iterative deepening depth-first search	1
2.5	Informed search strategies: Best First search	1
2.6	Informed search strategies: A* Search	1
2.7	Heuristic functions	1
Module - 3 (Problem Solving in complex environments) (7 hrs)		
3.1	Adversarial search - Games	1
3.2	Optimal decisions in games, The Minimax algorithm	1
3.3	Alpha-Beta pruning	1
3.4	Constraint Satisfaction Problems – Defining CSP	1
3.5	Constraint Propagation- inference in CSPs	1
3.6	Backtracking search for CSPs	1
3.7	The structure of problems	1

Module - 4 (Knowledge Representation and Reasoning) (9 hrs)		
4.1	Logical Agents – Knowledge based agents and logic	1
4.2	Propositional Logic	1
4.3	Propositional Theorem proving	1
4.4	Agents based on Propositional Logic	1
4.5	First Order Predicate Logic – Syntax and Semantics of First Order Logic	1
4.6	Using First Order Logic, Knowledge representation in First Order Logic	1
4.7	Inference in First Order Logic – Propositional Vs First Order inference, Unification and Lifting	1
4.8	Forward chaining, Backward chaining	1
4.9	Resolution	1
Module - 5 (Machine Learning)(6 hrs)		
5.1	Learning from Examples – Forms of Learning	1
5.2	Supervised Learning	1
5.3	Learning Decision Trees	1
5.4	Generalization and overfitting	1
5.5	Evaluating and choosing the best hypothesis	1
5.6	Regression and classification with Linear models.	1

MCN401	INDUSTRIAL SAFETY ENGINEERING	CATEGORY	L	T	P	CREDIT
		MCN	2	1	0	-

Preamble: The course is intended to give knowledge of various safety management principles, various safety systems, various machine guarding devices, hazard identification techniques, energy sources, systems & applications and the need in the present context. Learners will be able to compare different hazard identification tools and choose the most appropriate based on the nature of industry. It aims to equip students in working with projects and to take up research work in connected areas

Prerequisite: Nil

Course Outcomes: After the completion of the course the student will be able to

CO1	Describe the theories of accident causation and preventive measures of industrial accidents. (Cognitive Knowledge level: Understand)
CO2	Explain about personal protective equipment, its selection, safety performance & indicators and importance of housekeeping. (Cognitive Knowledge level: Understand)
CO3	Explain different issues in construction industries. (Cognitive Knowledge level: Understand)
CO4	Describe various hazards associated with different machines and mechanical material handling. (Cognitive Knowledge level: Understand)
CO5	Utilise different hazard identification tools in different industries with the knowledge of different types of chemical hazards. (Cognitive Knowledge level: Apply)

Mapping of course outcomes with program outcomes

	PO1	PO2	PO3	PO4	PO5	PO6	PO7	PO8	PO9	PO10	PO11	PO12
CO1	2	2				2	2	2				1
CO2	2	1	2		1	1	1	1				1
CO3	2	2	2		1	1	1	1	1	1		1
CO4	2	2	2		1	1	1	1	1	1		1
CO5	2	2	2	1	1	1	1	1	1	1		1

The COs and CO -PO map shall be considered as suggestive only

Abstract POs defined by National Board of Accreditation				
PO1	Engineering Knowledge		PO7	Environment and Sustainability
PO2	Problem Analysis		PO8	Ethics
PO3	Design/Development of solutions		PO9	Individual and team work
PO4	Conduct investigations of complex problems		PO10	Communication
PO5	Modern tool usage		PO11	Project Management and Finance
PO6	The Engineer and Society		PO12	Life long learning

Assessment Pattern

	Continuous Assessment Tests		End Semester Examination
	1	2	
Remember	10	10	10
Understand	20	20	20
Apply	20	20	70
Analyse			
Evaluate			
Create			

Mark distribution:

Total Marks	CIE Marks	ESE Marks	ESE Duration
150	50	100	3 hours

Continuous Internal Evaluation Pattern:

Attendance : 10 marks

Continuous Assessment - Test : 25 marks

Continuous Assessment - Assignment : 15 marks

Internal Examination Pattern:

Each of the two internal examinations has to be conducted out of 50 marks. First series test shall be preferably conducted after completing the first half of the syllabus and the second series test shall be preferably conducted after completing remaining part of the syllabus. There will be two parts: Part A and Part B. Part A contains 5 questions (preferably, 2 questions each from the completed modules and 1 question from the partly completed module), having 3 marks for each question adding up to 15 marks for part A. Students should answer all questions from Part A. Part B contains 7 questions (preferably, 3 questions each from the completed modules and 1 question from the partly completed module), each with 7 marks. Out of the 7 questions, a student should answer any 5.

End Semester Examination Pattern:

There will be two parts; Part A and Part B. Part A contains 10 questions with 2 questions from each module, having 3 marks for each question. Students should answer all questions. Part B contains 2 questions from each module of which a student should answer any one. Each question can have maximum 2 sub-divisions and carries 14 marks.

Syllabus

MCN401- Industrial Safety Engineering (35 hrs)

Module I (Safety introduction- 5 hrs)

Need for safety. Safety and productivity. Definitions: Accident, Injury, Unsafe act, Unsafe Condition, Dangerous Occurrence, Reportable accidents. Theories of accident causation. Safety organization- objectives, types, functions, Role of management, supervisors, workmen, unions, government and voluntary agencies in safety. Safety policy. Safety Officer-responsibilities, authority. Safety committee-need, types, advantages.

Module II (Personal protection in work environment- 7 hrs)

Personal protection in the work environment, Types of PPEs, Personal protective equipment-respiratory and non-respiratory equipment. Standards related to PPEs. Monitoring Safety Performance: Frequency rate, severity rate, incidence rate, activity rate. Housekeeping: Responsibility of management and employees. Advantages of good housekeeping. 5 s of housekeeping. Work permit system- objectives, hot work and cold work permits. Typical industrial models and methodology. Entry into confined spaces.

Module III (Safety issues in construction- 7 hrs)

Introduction to construction industry and safety issues in construction Safety in various construction operations – Excavation and filling – Under-water works – Under-pinning & Shoring – Ladders & Scaffolds – Tunneling – Blasting – Demolition – Confined space – Temporary Structures. Familiarization with relevant Indian Standards and the National Building Code provisions on construction safety. Relevance of ergonomics in construction safety. Ergonomics Hazards - Musculoskeletal Disorders and Cumulative Trauma Disorders.

Module IV (Safety hazards in machines- 8 hrs)

Machinery safeguard-Point-of-Operation, Principle of machine guarding -types of guards and devices. Safety in turning, and grinding. Welding and Cutting-Safety Precautions of Gas

welding and Arc Welding. Material Handling-Classification-safety consideration- manual and mechanical handling. Handling assessments and techniques- lifting, carrying, pulling, pushing, palletizing and stocking. Material Handling equipment-operation & maintenance. Maintenance of common elements-wire rope, chains slings, hooks, clamps. Hearing Conservation Program in Production industries.

Module V (Hazard identification and analysis- 8 hrs)

Hazard and risk, Types of hazards –Classification of Fire, Types of Fire extinguishers, fire explosion and toxic gas release, Structure of hazard identification and risk assessment. Identification of hazards: Inventory analysis, Fire and explosion hazard rating of process plants - The Dow Fire and Explosion Hazard Index, Preliminary hazard analysis, Hazard and Operability study (HAZOP) – methodology, criticality analysis, corrective action and follow-up. Control of Chemical Hazards, Hazardous properties of chemicals, Material Safety Data Sheets (MSDS).

Text Books:

1. R.K Jain (2000) Industrial Safety, Health and Environment management systems, Khanna Publications.
2. Paul S V (2000), Safety management System and Documentation training Programme handbook, CBS Publication.
3. Krishnan, N.V. (1997). *Safety management in Industry*. Jaico Publishing House, New Delhi.
4. John V.Grimaldi and Rollin H.Simonds. (1989) *Safety management*. All India Traveller Book Seller, Delhi.
5. Ronald P.Blake. (1973). *Industrial safety*. Prentice Hall, New Delhi.
6. Alan Waring. (1996). *Safety management system*. Chapman & Hall, England.
7. Vaid, K.N., (1988). Construction safety management. National Institute of Construction Management and Research, Mumbai.
8. AIChE/CCPS. (1992). *Guidelines for Hazard Evaluation Procedures*. (second edition). Centre for Chemical Process Safety, American Institute of Chemical Engineers, New York.

Course Level Assessment Questions:

Course Outcome 1 (CO1):

1. Which are the various accident causation theories? Explain.
2. Define terms: Accident, Reportable accident, Dangerous occurrence.

Course Outcome 2 (CO2):

1. Discuss different types of personal protective equipment
2. Discuss about how to compare the safety performance of two industries.
3. Discuss the significance of work permit system in accident prevention.

Course Outcome 3 (CO3):

1. Distinguish ladders and scaffolds along with their safety features.
2. Discuss the safety requirement for a confined space entry.
3. Explain the important provision in the National Building Code.

Course Outcome 4 (CO4):

1. Explain the various principles used in machine guarding.
2. Explain the issues in mechanical material handling.

Course Outcome 5 (CO5):

1. Selection of different types of fire extinguishers accordance to type of fire.
2. Conduct a HAZOP study for a batch reactor of your choice.
3. Determine different types of Chemical hazards associated with industries

Model Question Paper

VII SEMESTER B. TECH DEGREE EXAMINATION MCN401- INDUSTRIAL SAFETY ENGINEERING

Maximum: 100 Marks

Duration: 3 hours

PART A

Answer all questions, each question carries 3 marks

1. Differentiate Unsafe act and Unsafe conditions with suitable examples
2. Discuss the significance of a safety committee in improving the safety performance of an industry
3. Which are the different types of permit? Highlight its suitability.
4. Which are five 'S' used in housekeeping?
5. List the various safety features of ladders.
6. How safety of the workers can be ensured during a demolition operations.
7. Which are the hazards associated with manual material handling?
8. Discuss the safety issues of Gas welding operations.
9. Differentiate Hazard and Risk.
10. Why MSDS is mandatory for chemical products.

(10 X 3 = 30 Marks)

PART B

Answer one full question from each module

Module 1

11. List the various accident causation theories and explain any one in details. (14 Marks)
12. a) Discuss the significance of safety policy in reducing the accidents. (4 Marks)
b) Safety and productivity are the two sides of a coin'. Are you agreeing with this statement? Explain with your arguments. (10 Marks)

Module 2

13. a) Classify the personal protective equipment. List the suitability of at least fifteen types of PPEs. (10 Marks)

b) How will you calculate the frequency rate? Explain with an example. (4 Marks)

14. a) How will you compare the safety performance of two industries? Explain with suitable example. (10 Marks)

b) Which are the steps to be followed in confined space entry to protect the life a worker. (4 Marks)

Module 3

15. Discuss the safety and fire protection facilities required for a high rise building as per National building code. (14 Marks)

16. a) Identify the various hazards during the different stages of building construction. (7 Marks)

b) Discuss the important types of ergonomic hazards associated with industries.(7 Marks)

Module 4

17. Which are the various types of machine guarding devices used industries. Discuss the suitability of each machine guarding devices. (14 Marks)

18. With suitable sketches briefly explain seven defects of wire ropes. (14 Marks)

Module 5

19. What is Hazard and Operability Analysis? How do you conduct a HAZOP analysis? (14 Marks)

20. Discuss about different types of chemical hazards. (14 Marks)

Course Contents and Lecture Schedule

No.	Topic	No. of Lectures/ Tutorials L-T
1	Introduction to Industrial safety Engineering	
1.1	Need for safety. Safety and productivity. Definitions: Accident, Injury, Unsafe act, Unsafe Condition, Dangerous Occurrence. Reportable accidents	1
1.2	Theories of accident causation. Safety organization.	2
1.3	Role of management, supervisors, workmen, unions, government and voluntary agencies in safety.	3
1.4	Safety Officer-responsibilities, authority.	4
1.5	Safety committee-need, types, advantages.	5
2	Personal protection in the work environment	
2.1	Types of PPEs, respiratory and non-respiratory equipment.	6
2.2	Standards related to PPEs	7
2.3	Monitoring Safety Performance: Frequency rate, severity rate	8,
2.4	Monitoring Safety Performance: incidence rate, activity rate.	9
2.5	Housekeeping: Responsibility of management and employees. Advantages of good housekeeping. 5 s of housekeeping.	10
2.6	Work permit system- objectives, hot work and cold work permits.	11
2.7	Typical industrial models and methodology. Entry into confined spaces.	12
3	Introduction to construction industry and safety	
3.1	Excavation and filling – Under-water works – Under-pinning & Shoring	13
3.2	Ladders & Scaffolds – Tunneling	14
3.3	Blasting –Demolition – Confined space	15
3.4	Familiarization with relevant Indian Standards and the National Building Code provisions on construction safety.	16
3.5	Relevance of ergonomics in construction safety.	17
3.6	Ergonomics Hazards	18

3.7	Musculoskeletal Disorders and Cumulative Trauma Disorders.	19
4	Machinery safeguard	
4.1	Point-of-Operation, Principle of machine guarding -	20
4.2	Types of guards and devices.	21
4.3	Safety in Power Presses, primary & secondary operations - shearing -bending - rolling – drawing.	22
4.4	Safety in turning, boring, milling, planning and grinding.	23
4.5	Welding and Cutting-Safety Precautions of Gas welding and Arc Welding,	24
4.6	Cutting and Finishing.	25
4.7	Material Handling-Classification-safety consideration- manual and mechanical handling. Handling assessments and techniques- lifting, carrying, pulling, pushing, palletizing and stocking.	26
4.8	Material Handling equipment-operation & maintenance. Maintenance of common elements-wire rope, chains slings, hooks, clamps	27
5	Hazard identification	
5.1	Hazard and risk, Types of hazards – Classification of Fire	28
5.2	Types of Fire extinguishers fire, explosion and toxic gas release.	29
5.3	Inventory analysis, Fire and explosion hazard rating of process plants	30
5.4	The Dow Fire and Explosion Hazard Index.	31
5.5	Preliminary hazard analysis, Hazard and Operability study (HAZOP)	32
5.6	Chemical hazard- Classifications, Control of Chemical Hazards.	33
5.7	Hazardous properties of chemicals	34
5.8	Material Safety Data Sheets (MSDS).	35

CSL411	COMPILER LAB	CATEGORY	L	T	P	CREDIT
		PCC	0	0	3	2

Preamble: This course aims to offer students hands-on experience on compiler design concepts. Students will be able to familiarize with tools such as LEX and YACC and automate different phases of a compiler. This course helps the learners to enhance the capability to design and implement a compiler.

Prerequisite: A sound knowledge in C programming, Data Structures, Formal languages and Automata Theory and Compiler design.

Course Outcomes: After the completion of the course the student will be able to

CO 1	Implement lexical analyzer using the tool LEX. (Cognitive Knowledge Level: Apply)
CO 2	Implement Syntax analyzer using the tool YACC. (Cognitive Knowledge Level: Apply)
CO 3	Design NFA and DFA for a problem and write programs to perform operations on it. (Cognitive Knowledge Level: Apply)
CO 4	Design and Implement Top-Down parsers. (Cognitive Knowledge Level: Apply)
CO 5	Design and Implement Bottom-Up parsers. (Cognitive Knowledge Level: Apply)
CO 6	Implement intermediate code for expressions. (Cognitive Knowledge Level: Apply)

Mapping of course outcomes with program outcomes

	PO 1	PO 2	PO 3	PO 4	PO 5	PO 6	PO 7	PO 8	PO 9	PO 10	PO 11	PO 12
CO 1												
CO 2												
CO 3												
CO 4												
CO 5												
CO 6												

The COs and CO -PO map shall be considered as suggestive only

Assessment Pattern

Bloom's Category	Continuous Assessment Test %	End Semester Examination %
Remember	20	20
Understand	20	20
Apply	60	60
Analyze		
Evaluate		
Create		

Mark distribution

Total Marks	CIE	ESE	ESE Duration
150	75	75	3 hours

Continuous Internal Evaluation Pattern:

Attendance : 15 marks

Continuous Evaluation in Lab : 30 marks

Continuous Assessment Test : 15 marks

Viva-voce : 15 marks

Internal Examination Pattern: The marks will be distributed as Algorithm 30 marks, Program 20 marks, Output 20 marks and Viva 30 marks. Total 100 marks which will be converted out of 15 while calculating Internal Evaluation marks.

End Semester Examination Pattern: The marks will be distributed as Algorithm 30 marks, Program 20 marks, Output 20 marks and Viva 30 marks. Total 100 marks will be converted out of 75 for End Semester Examination.

Operating System to Use in Lab : Linux

Compiler/Software to Use in Lab : gcc, lex, yacc

Programming Language to Use in Lab : Ansi C

Fair Lab Record:

All Students attending the Compiler Lab should have a Fair Record. The fair record should be produced in the University Lab Examination. Every experiment conducted in the lab should be noted in the fair record. For every experiment in the fair record the right hand page should contain Experiment Heading, Experiment Number, Date of Experiment, Aim of Experiment, Details of Experiment including algorithm and Result of Experiment. The left hand page should contain a print out of the code used for the experiment and sample output obtained for a set of input.

SYLLABUS

1. Implementation of lexical analyzer using the tool LEX.
2. Implementation of Syntax analyzer using the tool YACC.
3. Application problems using NFA and DFA.
4. Implement Top-Down Parser.
5. Implement Bottom-up parser.
6. Simulation of code optimization Techniques.
7. Implement Intermediate code generation for simple expressions.
8. Implement the back end of the compiler.

PRACTICE QUESTIONS**List of Exercises/Experiments:**

1. Design and implement a lexical analyzer using C language to recognize all valid tokens in the input program. The lexical analyzer should ignore redundant spaces, tabs and newlines. It should also ignore comments.
2. Implement a Lexical Analyzer for a given program using Lex Tool.
3. Write a lex program to display the number of lines, words and characters in an input text.
4. Write a LEX Program to convert the substring *abc* to *ABC* from the given input string.
5. Write a lex program to find out total number of vowels and consonants from the given input sting.
6. Generate a YACC specification to recognize a valid arithmetic expression that uses operators +, -, *, / and parenthesis.

7. Generate a YACC specification to recognize a valid identifier which starts with a letter followed by any number of letters or digits.
8. Implementation of Calculator using LEX and YACC
9. Convert the BNF rules into YACC form and write code to generate abstract syntax tree.
10. Write a program to find ϵ – closure of all states of any given NFA with ϵ transition.
11. Write a program to convert NFA with ϵ transition to NFA without ϵ transition.
12. Write a program to convert NFA to DFA.
13. Write a program to minimize any given DFA.
14. Write a program to find First and Follow of any given grammar.
15. Design and implement a recursive descent parser for a given grammar.
16. Construct a Shift Reduce Parser for a given language.
17. Write a program to perform constant propagation.
18. Implement Intermediate code generation for simple expressions.
19. Implement the back end of the compiler which takes the three address code and produces the 8086 assembly language instructions that can be assembled and run using an 8086 assembler. The target assembly instructions can be simple move, add, sub, jump etc.

CSQ413	SEMINAR	CATEGORY	L	T	P	CREDIT
		PWS	0	0	3	2

Preamble: The course ‘Seminar’ is intended to enable a B.Tech graduate to read, understand, present and prepare report about an academic document. The learner shall search in the literature including peer reviewed journals, conference, books, project reports etc., and identify an appropriate paper/thesis/report in her/his area of interest, in consultation with her/his seminar guide. This course can help the learner to experience how a presentation can be made about a selected academic document and also empower her/him to prepare a technical report.

Course Objectives:

- To do literature survey in a selected area of study.
- To understand an academic document from the literature and to give a presentation about it.
- To prepare a technical report.

Course Outcomes [COs] : After successful completion of the course, the students will be able to:

CO1	Identify academic documents from the literature which are related to her/his areas of interest (Cognitive knowledge level: Apply).
CO2	Read and apprehend an academic document from the literature which is related to her/ his areas of interest (Cognitive knowledge level: Analyze).
CO3	Prepare a presentation about an academic document (Cognitive knowledge level: Create).
CO4	Give a presentation about an academic document (Cognitive knowledge level: Apply).
CO5	Prepare a technical report (Cognitive knowledge level: Create).

Mapping of course outcomes with program outcomes:

	PO1	PO2	PO3	PO4	PO5	PO6	PO7	PO8	PO9	PO10	PO11	PO12
CO1	2	2	1	1		2	1					3
CO2	3	3	2	3		2	1					3
CO3	3	2			3			1		2		3
CO4	3				2			1		3		3
CO5	3	3	3	3	2	2		2		3		3

The COs and CO -PO map shall be considered as suggestive only

Abstract POs defined by National Board of Accreditation			
PO#	Broad PO	PO#	Broad PO
PO1	Engineering Knowledge	PO7	Environment and Sustainability
PO2	Problem Analysis	PO8	Ethics
PO3	Design/Development of solutions	PO9	Individual and team work
PO4	Conduct investigations of complex problems	PO10	Communication
PO5	Modern tool usage	PO11	Project Management and Finance
PO6	The Engineer and Society	PO12	Life long learning

General Guidelines

- The Department shall form an Internal Evaluation Committee (IEC) for the seminar with academic coordinator for that program as the Chairperson/Chairman and seminar coordinator & seminar guide as members. During the seminar presentation of a student, all members of IEC shall be present.
- Formation of IEC and guide allotment shall be completed within a week after the University examination (or last working day) of the previous semester.
- Guide shall provide required input to their students regarding the selection of topic/paper.
- Choosing a seminar topic: The topic for a UG seminar should be current and broad based rather than a very specific research work. It's advisable to choose a topic for the Seminar to be closely linked to the final year project area. Every member of the project team could choose or be assigned Seminar topics that covers various aspects linked to the Project area.
- A topic/paper relevant to the discipline shall be selected by the student during the semester break.
- Topic/Paper shall be finalized in the first week of the semester and shall be submitted to the IEC.
- The IEC shall approve the selected topic/paper by the second week of the semester.
- Accurate references from genuine peer reviewed published material to be given in the report and to be verified.

Evaluation pattern

Total marks: 100, only CIE, minimum required to pass 50

Seminar Guide: 20 marks (Background Knowledge – 10 (The guide shall give deserving marks for a candidate based on the candidate's background knowledge about the topic selected), Relevance of the paper/topic selected – 10).

Seminar Coordinator: 20 marks (Seminar Diary – 10 (Each student shall maintain a seminar diary and the guide shall monitor the progress of the seminar work on a weekly basis and shall approve the entries in the seminar diary during the weekly meeting with the student), Attendance – 10).

Presentation: 40 marks to be awarded by the IEC (Clarity of presentation – 10, Interactions – 10 (to be based on the candidate's ability to answer questions during the interactive session of her/his presentation), Overall participation – 10 (to be given based on her/his involvement during interactive sessions of presentations by other students), Quality of the slides – 10).

Report: 20 marks to be awarded by the IEC (check for technical content, overall quality, templates followed, adequacy of references etc.).

CSD415	PROJECT PHASE I	CATEGORY	L	T	P	CREDIT
		PWS	0	0	6	2

Preamble: The course ‘Project Work’ is mainly intended to evoke the innovation and invention skills in a student. The course will provide an opportunity to synthesize and apply the knowledge and analytical skills learned, to be developed as a prototype or simulation. The project extends to 2 semesters and will be evaluated in the 7th and 8th semester separately, based on the achieved objectives. One third of the project credits shall be completed in 7th semester and two third in 8th semester. It is recommended that the projects may be finalized in the thrust areas of the respective engineering stream or as interdisciplinary projects. Importance should be given to address societal problems and developing indigenous technologies.

Course Objectives

- To apply engineering knowledge in practical problem solving.
- To foster innovation in design of products, processes or systems.
- To develop creative thinking in finding viable solutions to engineering problems.

Course Outcomes [COs] :After successful completion of the course, the students will be able to:

CO1	Model and solve real world problems by applying knowledge across domains (Cognitive knowledge level: Apply).
CO2	Develop products, processes or technologies for sustainable and socially relevant applications (Cognitive knowledge level: Apply).
CO3	Function effectively as an individual and as a leader in diverse teams and to comprehend and execute designated tasks (Cognitive knowledge level: Apply).
CO4	Plan and execute tasks utilizing available resources within timelines, following ethical and professional norms (Cognitive knowledge level: Apply).
CO5	Identify technology/research gaps and propose innovative/creative solutions (Cognitive knowledge level: Analyze).
CO6	Organize and communicate technical and scientific findings effectively in written and oral forms (Cognitive knowledge level: Apply).

Mapping of course outcomes with program outcomes

	PO1	PO2	PO3	PO4	PO5	PO6	PO7	PO8	PO9	PO10	PO11	PO12
CO1	2	2	2	1	2	2	2	1	1	1	1	2
CO2	2	2	2		1	3	3	1	1		1	1
CO3									3	2	2	1
CO4					2			3	2	2	3	2
CO5	2	3	3	1	2							1
CO6					2			2	2	3	1	1

The COs and CO -PO map shall be considered as suggestive only

Abstract POs defined by National Board of Accreditation			
PO#	Broad PO	PO#	Broad PO
PO1	Engineering Knowledge	PO7	Environment and Sustainability
PO2	Problem Analysis	PO8	Ethics
PO3	Design/Development of solutions	PO9	Individual and team work
PO4	Conduct investigations of complex problems	PO10	Communication
PO5	Modern tool usage	PO11	Project Management and Finance
PO6	The Engineer and Society	PO12	Lifelong learning

PROJECT PHASE I

Phase 1 Target

- Literature study/survey of published literature on the assigned topic
- Formulation of objectives
- Formulation of hypothesis/ design/ methodology
- Formulation of work plan and task allocation.
- Block level design documentation
- Seeking project funds from various agencies
- Preliminary Analysis/Modeling/Simulation/Experiment/Design/Feasibility study
- Preparation of Phase 1 report

Evaluation Guidelines & Rubrics

Total: 100 marks (Minimum required to pass: 50 marks).

- Project progress evaluation by guide: 30 Marks.
- Interim evaluation by the Evaluation Committee: 20 Marks.
- Final Evaluation by the Evaluation Committee: 30 Marks.
- Project Phase - I Report (By Evaluation Committee): 20 Marks.

(The evaluation committee comprises HoD or a senior faculty member, Project coordinator and project supervisor).

Evaluation by the Guide

The guide/supervisor shall monitor the progress being carried out by the project groups on a regular basis. In case it is found that progress is unsatisfactory it shall be reported to the Department Evaluation Committee for necessary action. The presence of each student in the group and their involvement in all stages of execution of the project shall be ensured by the guide. Project evaluation by the guide: 30 Marks. This mark shall be awarded to the students in his/her group by considering the following aspects:

Topic Selection: innovativeness, social relevance etc. (2)

Problem definition: Identification of the social, environmental and ethical issues of the project problem. (2)

Purpose and need of the project: Detailed and extensive explanation of the purpose and need of the project. (3)

Project Objectives: All objectives of the proposed work are well defined; Steps to be followed to solve the defined problem are clearly specified. (2)

Project Scheduling & Distribution of Work among Team members: Detailed and extensive Scheduling with timelines provided for each phase of project. Work breakdown structure well defined. (3)

Literature survey: Outstanding investigation in all aspects. (4)

Student's Diary/ Daily Log: The main purpose of writing daily diary is to cultivate the habit of documenting and to encourage the students to search for details. It develops the students' thought process and reasoning abilities. The students should record in the daily/weekly activity diary the day to day account of the observations, impressions, information gathered and suggestions given, if any. It should contain the sketches & drawings related to the observations made by the students. The daily/weekly activity diary shall be signed after every day/week by the guide. (7)

Individual Contribution: The contribution of each student at various stages. (7)

EVALUATION RUBRICS for PROJECT Phase I: Interim Evaluation

No.	Parameters	Marks	Poor	Fair	Very Good	Outstanding
1-a	Topic identification, selection, formulation of objectives and/or literature survey. (Group assessment) [CO1]	10	The team has failed to come with a relevant topic in time. Needed full assistance to find a topic from the guide. They do not respond to suggestions from the evaluation committee and/or the guide. No literature review was conducted. The team tried to gather easy information without verifying the authenticity. No objectives formed yet.	The team has identified a topic. The originally selected topic lacks substance and needs to be revised. There were suggestions given to improve the relevance and quality of the project topic. Only a few relevant references were consulted/ studied and there is no clear evidence to show the team's understanding on the same. Some objectives identified, but not clear enough.	Good evidence of the group thinking and brainstorming on what they are going to build. The results of the brainstorming are documented and the selection of topic is relevant. The review of related references was good, but there is scope of improvement. Objectives formed with good clarity, however some objectives are not realistic enough.	The group has brainstormed in an excellent manner on what they were going to build. The topic selected is highly relevant, real world problem and is potentially innovative. The group shows extreme interest in the topic and has conducted extensive literature survey in connection with the topic. The team has come up with clear objectives which are feasible.
			(0 – 3 Marks)	(4 – 6 Marks)	(7 - 9 Marks)	(10 Marks)
1-b	Project Planning, Scheduling and Resource/ Tasks Identification and allocation. (Group assessment) [CO4]	10	No evidence of planning or scheduling of the project. The students did not plan what they were going to build or plan on what materials / resources to use in the project. The students do not have any idea on the budget required. The team has not yet decided on who does what. No project journal kept.	Some evidence of a primary plan. There were some ideas on the materials /resources required, but not really thought out. The students have some idea on the finances required, but they have not formalized a budget plan. Schedules were not prepared. The project journal has no details. Some evidence on task allocation among the team members.	Good evidence of planning done. Materials were listed and thought out, but the plan wasn't quite complete. Schedules were prepared, but not detailed, and needs improvement. Project journal is presented but it is not complete in all respect / detailed. There is better task allocation and individual members understand about their tasks. There is room for improvement.	Excellent evidence of enterprising and extensive project planning. Gantt charts were used to depict detailed project scheduling. A project management/version control tool is used to track the project, which shows familiarity with modern tools. All materials / resources were identified and listed and anticipation of procuring time is done. Detailed budgeting is done. All tasks were identified and incorporated in the schedule. A well-kept project journal shows evidence for all the above, in addition to the interaction with the project guide. Each member knows well about their individual tasks.
			(0 – 3 Marks)	(4 – 6 Marks)	(7 - 9 Marks)	(10 Marks)
Phase 1 Interim Evaluation Total Marks: 20						

EVALUATION RUBRICS for PROJECT Phase I: Final Evaluation

Sl. No.	Parameters	Marks	Poor	Fair	Very Good	Outstanding
1-c	Formulation of Design and/or Methodology and Progress. (Group assessment) [CO1]	5	None of the team members show any evidence of knowledge about the design and the methodology adopted till now/ to be adopted in the later stages. The team has not progressed from the previous stage of evaluation.	The students have some knowledge on the design procedure to be adopted, and the methodologies. However, the team has not made much progress in the design, and yet to catch up with the project plan.	The students are comfortable with design methods adopted, and they have made some progress as per the plan. The methodologies are understood to a large extent.	Shows clear evidence of having a well- defined design methodology and adherence to it. Excellent knowledge in design procedure and its adaptation. Adherence to project plan is commendable.
			(0 – 1 Marks)	(2 – 3 Marks)	(4 Marks)	(5 Marks)
1-d	Individual and Teamwork Leadership (Individual assessment) [CO3]	10	The student does not show any interest in the project activities, and is a passive member.	The student show some interest and participates in some of the activities. However, the activities are mostly easy and superficial in nature.	The student shows very good interest in project, and takes up tasks and attempts to complete them. Shows excellent responsibility and team skills. Supports the other members well.	The student takes a leadership position and supports the other team members and leads the project. Shows clear evidence of leadership.
			(0 – 3 Marks)	(4 – 6 Marks)	(7 - 9 Marks)	(10 Marks)
1-e	Preliminary Analysis/ Modeling / Simulation/ Experiment / Design/ Feasibility study [CO1]	10	The team has not done any preliminary work with respect to the analysis/modeling/ simulation/experiment/design/feasibility study/ algorithm development.	The team has started doing some preliminary work with respect to the project. The students however are not prepared enough for the work and they need to improve a lot.	There is some evidence to show that the team has done good amount of preliminary investigation and design/ analysis/ modeling etc. They can improve further.	Strong evidence for excellent progress in the project. The team has completed the required preliminary work already and are poised to finish the phase I in an excellent manner. They have shown results to prove their progress.
			(0 – 3 Marks)	(4 – 6 Marks)	(7 - 9 Marks)	(10 Marks)

1-f	Documentation and presentation. (Individual & group assessment). [CO6]	5	<p>The team did not document the work at all. The project journal/diary is not presented. The presentation was shallow in content and dull in appearance. The individual student has no idea on the presentation of his/her part.</p>	<p>Some documentation is done, but not extensive. Interaction with the guide is minimal. Presentation include some points of interest, but overall quality needs to be improved. Individual performance to be improved.</p>	<p>COMPUTER SCIENCE AND ENGINEERING</p> <p>Most of the project details were documented well enough. There is scope for improvement. The presentation is satisfactory. Individual performance is good.</p>	<p>The project stages are extensively documented in the report. Professional documentation tools like LaTeX were used to document the progress of the project along with the project journal. The documentation structure is well-planned and can easily grow into the project report.</p> <p>The presentation is done professionally and with great clarity. The individual's performance is excellent.</p>
			(0 – 1 Marks)	(2 – 3 Marks)	(4 Marks)	(5 Marks)
Total		30	Phase - I Final Evaluation Marks: 30			

EVALUATION RUBRICS for PROJECT Phase I: Report Evaluation

Sl. No.	Parameters	Marks	Poor	Fair	Very Good	Outstanding
1-g	Report [CO6]	20	The prepared report is shallow and not as per standard format. It does not follow proper organization. Contains mostly Unacknowledged content. Lack of effort in preparation is evident.	Project report follows the standard format to some extent. However, its organization is not very good. Language needs to be improved. All references are not cited properly in the report.	Project report shows evidence of systematic documentation. Report is following the standard format and there are only a few issues. Organization of the report is good. Most of references are cited properly.	The report is exceptionally good. Neatly organized. All references cited properly. Diagrams/Figures, Tables and equations are properly numbered, and listed and clearly shown. Language is excellent and follows standard styles.
			(0 - 7 Marks)	(8 - 12 Marks)	(13 - 19 Marks)	(20 Marks)
Phase - I Project Report Marks: 20						

SEMESTER VII

PROGRAM ELECTIVE II

CST413	MACHINE LEARNING	CATEGORY	L	T	P	CREDIT	YEAR OF INTRODUCTION
		PEC	2	1	0	3	2020

Preamble: This course enables the learners to understand the advanced concepts and algorithms in machine learning. The course covers the standard and most popular supervised learning algorithms such as linear regression, logistic regression, decision trees, Bayesian learning and the Naive Bayes algorithm, basic clustering algorithms and classifier performance measures. This course helps the students to provide machine learning based solutions to real world problems.

Prerequisite: Basic understanding of probability theory, linear algebra and Python Programming

Course Outcomes: After the completion of the course the student will be able to

CO1	Illustrate Machine Learning concepts and basic parameter estimation methods. (Cognitive Knowledge Level: Apply)
CO2	Demonstrate supervised learning concepts (regression, linear classification). (Cognitive Knowledge Level: Apply)
CO3	Illustrate the concepts of Multilayer neural network and Support Vector Machine (Cognitive Knowledge Level: Apply)
CO4	Describe unsupervised learning concepts and dimensionality reduction techniques. (Cognitive Knowledge Level: Apply)
CO5	Solve real life problems using appropriate machine learning models and evaluate the performance measures (Cognitive Knowledge Level: Apply)

Mapping of course outcomes with program outcomes

	PO1	PO2	PO3	PO4	PO5	PO6	PO7	PO8	PO9	PO10	PO11	PO12
CO1												
CO2												
CO3												
CO4												
CO5												

The COs and CO -PO map shall be considered as suggestive only

Abstract POs defined by National Board of Accreditation			
PO#	Broad PO	PO#	Broad PO
PO1	Engineering Knowledge	PO7	Environment and Sustainability
PO2	Problem Analysis	PO8	Ethics
PO3	Design/Development of solutions	PO9	Individual and team work
PO4	Conduct investigations of complex problems	PO10	Communication
PO5	Modern tool usage	PO11	Project Management and Finance
PO6	The Engineer and Society	PO12	Life long learning

Assessment Pattern

Bloom's Category	Continuous Assessment Tests		End Semester Examination Marks (%)
	Test 1 (%)	Test 2 (%)	
Remember	30	30	30
Understand	30	30	30
Apply	40	40	40
Analyze			
Evaluate			
Create			

Mark Distribution

Total Marks	CIE Marks	ESE Marks	ESE Duration
150	50	100	3

Continuous Internal Evaluation Pattern:

Attendance	10 marks
Continuous Assessment Tests(Average of Internal Tests 1 & 2)	25 marks
Continuous Assessment Assignment	15 marks

Internal Examination Pattern

Each of the two internal examinations has to be conducted out of 50 marks. First series test shall be preferably conducted after completing the first half of the syllabus and the second series test shall be preferably conducted after completing remaining part of the syllabus. There will be two parts: Part A and Part B. Part A contains 5 questions (preferably, 2 questions each from the completed modules and 1 question from the partly completed module), having 3 marks for each question adding up to 15 marks for part A. Students should answer all questions from Part A. Part B contains 7 questions (preferably, 3 questions each from the completed modules and 1 question from the partly completed module), each with 7 marks. Out of the 7 questions, a student should answer any 5.

End Semester Examination Pattern:

There will be two parts; Part A and Part B. Part A contains 10 questions with 2 questions from each module, having 3 marks for each question. Students should answer all questions. Part B contains 2 full questions from each module of which student should answer any one. Each question can have maximum 2 sub-divisions and carries 14 marks.

Syllabus**Module-1 (Overview of machine learning)**

Machine learning paradigms-supervised, semi-supervised, unsupervised, reinforcement learning. Basics of parameter estimation - maximum likelihood estimation(MLE) and maximum a posteriori estimation(MAP). Introduction to Bayesian formulation.

Module-2 (Supervised Learning)

Regression - Linear regression with one variable, Linear regression with multiple variables, solution using gradient descent algorithm and matrix method, basic idea of overfitting in regression. Linear Methods for Classification- Logistic regression, Naive Bayes, Decision tree algorithm ID3.

Module-3 (Neural Networks (NN) and Support Vector Machines (SVM))

Perceptron, Neural Network - Multilayer feed forward network, Activation functions (Sigmoid, ReLU, Tanh), Backpropagation algorithm.

SVM - Introduction, Maximum Margin Classification, Mathematics behind Maximum Margin Classification, Maximum Margin linear separators, soft margin SVM classifier, non-linear SVM, Kernels for learning non-linear functions, polynomial kernel, Radial Basis Function(RBF).

Module-4 (Unsupervised Learning)

Clustering - Similarity measures, Hierarchical Agglomerative Clustering, K-means partitional clustering, Expectation maximization (EM) for soft clustering. Dimensionality reduction – Principal Component Analysis.

Module-5 (Classification Assessment)

Classification Performance measures - Precision, Recall, Accuracy, F-Measure, Receiver Operating Characteristic Curve(ROC), Area Under Curve(AUC. Bootstrapping, Cross Validation, Ensemble methods, Bias-Variance decomposition. Case Study: Develop a classifier for face detection.

Text Book

1. Ethem Alpaydin, Introduction to Machine Learning, 2nd edition, MIT Press 2010.
2. Mohammed J. Zaki and Wagner Meira, Data Mining and Analysis: Fundamental Concepts and Algorithms, Cambridge University Press, First South Asia edition, 2016.
3. Jake VanderPlas, Python Data Science Handbook, O'Reilly Media, 2016
4. Tom Mitchell, Machine Learning, McGraw-Hill, 1997.

Reference Books

1. Christopher Bishop. Neural Networks for Pattern Recognition, Oxford University Press, 1995.
2. Kevin P. Murphy. Machine Learning: A Probabilistic Perspective, MIT Press 2012.
3. Trevor Hastie, Robert Tibshirani, Jerome Friedman, The Elements Of Statistical Learning, Second edition Springer 2007.
4. P. Langley, Elements of Machine Learning, Morgan Kaufmann, 1995.
5. Richert and Coelho, Building Machine Learning Systems with Python.
6. Davy Cielen, Arno DB Meysman and Mohamed Ali. Introducing Data Science: Big Data, Machine Learning, and More, Using Python Tools, Dreamtech Press 2016.

Course Level Assessment Questions

Course Outcome1 (CO1):

1. A coin is tossed 100 times and lands heads 62 times. What is the maximum likelihood estimate for θ , the probability of heads.
2. Suppose data x_1, \dots, x_n are independent and identically distributed drawn from an exponential distribution $exp(\lambda)$. Find the maximum likelihood for λ .
3. Suppose x_1, \dots, x_n are independent and identically distributed(iid) samples from a distribution with density

Find the maximum likelihood estimate(MLE) for θ .

$$f_X(x|\theta) = \begin{cases} \frac{\theta x^{\theta-1}}{3^\theta}, & 0 \leq x \leq 3 \\ 0, & \text{otherwise} \end{cases} \quad \text{likelihood}$$

4. Find the maximum likelihood estimator (MLE) and maximum a posteriori (MAP) estimator for the mean of a univariate normal distribution. Assume that we have N samples, x_1, \dots, x_N independently drawn from a normal distribution with known variance σ^2 and unknown mean μ and the prior distribution for the mean is itself a normal distribution with mean ν and variance β^2 . What happens to the MLE and MAP estimators as the number of samples goes to infinity.

Course Outcome 2(CO2):

1. Suppose that you are asked to perform linear regression to learn the function that outputs y , given the D -dimensional input x . You are given N independent data points, and that all the D attributes are linearly independent. Assuming that D is around 100, would you prefer the closed form solution or gradient descent to estimate the regressor?
2. Suppose you have a three class problem where class label $y \in \{0, 1, 2\}$ and each training example X has 3 binary attributes $X_1, X_2, X_3 \in \{0, 1\}$. How many parameters (probability distribution) do you need to know to classify an example using the Naive Bayes classifier?

Course Outcome 3(CO3):

1. What are support vectors and list any three properties of the support vector classifier solution?
2. Why do you use kernels to model a projection from attributes into a feature space, instead of simply projecting the dataset directly?

3. Describe how Support Vector Machines can be extended to make use of kernels. Illustrate with reference to the Gaussian kernel $K(\mathbf{x}, \mathbf{y}) = e^{-z}$, where $z = (\mathbf{x}-\mathbf{y})^2$.
4. Briefly explain one way in which using tanh instead of logistic activations makes optimization easier.
5. ReLU activation functions are most used in neural networks instead of the tanh activation function. Draw both activation functions and give a) an advantage of the ReLU function compared to the tanh function. b) a disadvantage of the ReLU function compared to the tanh function.

Course Outcome 4(CO4): .

1. Which similarity measure could be used to compare feature vectors of two images? Justify your answer.
2. Illustrate the strength and weakness of k-means algorithm.
3. Suppose you want to cluster the eight points shown below using **k**-means

	A_1	A_2
x_1	2	10
x_2	2	5
x_3	8	4
x_4	5	8
x_5	7	5
x_6	6	4
x_7	1	2
x_8	4	9

Assume that $k = 3$ and that initially the points are assigned to clusters as follows:

$C_1 = \{x_1, x_2, x_3\}$, $C_2 = \{x_4, x_5, x_6\}$, $C_3 = \{x_7, x_8\}$. Apply the **k**-means algorithm until convergence, using the Manhattan distance.

4. Cluster the following eight points representing locations into three clusters: $A_1(2, 10)$, $A_2(2, 5)$, $A_3(8, 4)$, $A_4(5, 8)$, $A_5(7, 5)$, $A_6(6, 4)$, $A_7(1, 2)$, $A_8(4, 9)$.

Initial cluster centers are: $A_1(2, 10)$, $A_4(5, 8)$ and $A_7(1, 2)$.

The distance function between two points $a = (x_1, y_1)$ and $b = (x_2, y_2)$ is defined as $D(a, b) = |x_2 - x_1| + |y_2 - y_1|$

Use **k**-Means Algorithm to find the three cluster centers after the second iteration.

Course Outcome 5(CO5):

1. What is ensemble learning? Can ensemble learning using linear classifiers learn classification of linearly non-separable sets?
2. Describe boosting. What is the relation between boosting and ensemble learning?
3. Classifier A attains 100% accuracy on the training set and 70% accuracy on the test set. Classifier B attains 70% accuracy on the training set and 75% accuracy on the test set. Which one is a better classifier. Justify your answer.
4. What are ROC space and ROC curve in machine learning? In ROC space, which points correspond to perfect prediction, always positive prediction and always negative prediction? Why?
5. Suppose there are three classifiers A,B and C. The (FPR, TPR) measures of the three classifiers are as follows – A (0, 1), B (1, 1) , C (1,0.5). Which can be considered as a perfect classifier? Justify your answer.

Model Question Paper

QP CODE:

Reg No: _____

Name: _____

PAGES : 4

SEVENTH SEMESTER B.TECH DEGREE EXAMINATION, MONTH & YEAR

Course Code: CST413

Course Name: Machine Learning

Max. Marks : 100

Duration: 3 Hours

PART A

Answer All Questions. Each Question Carries 3 Marks

1. Define supervised learning? Name special cases of supervised learning depending on whether the inputs/outputs are categorical, or continuous.

2. Differentiate between Maximum Likelihood estimation (MLE) and Maximum a Posteriori (MAP) estimation?
3. What is overfitting and why is it a problem?
4. Specify the basic principle of gradient descent algorithm.
5. Suppose that you have a linear support vector machine(SVM) binary classifier. Consider a point that is currently classified correctly, and is far away from the decision boundary. If you remove the point from the training set, and re-train the classifier, will the decision boundary change or stay the same? Justify your answer.
6. Mention the primary motivation for using the kernel trick in machine learning algorithms?
7. Expectation maximization (EM) is designed to find a maximum likelihood setting of the parameters of a model when some of the data is missing. Does the algorithm converge? If so, do you obtain a locally or globally optimal set of parameters?
8. Illustrate the strength and weakness of k-means algorithm.
9. Classifier A attains 100% accuracy on the training set and 70% accuracy on the test set. Classifier B attains 70% accuracy on the training set and 75% accuracy on the test set. Which one is a better classifier. Justify your answer.
10. How does bias and variance trade-off affect machine learning algorithms?

(10x3=30)

Part B**(Answer any one question from each module. Each question carries 14 Marks)**

11. (a) Suppose that X is a discrete random variable with the following probability mass function: where $0 \leq \theta \leq 1$ is a parameter. The following 10 independent observations (7)

X	0	1	2	3
$P(X)$	$2\theta/3$	$\theta/3$	$2(1 - \theta)/3$	$(1 - \theta)/3$

were taken from such a distribution: (3, 0, 2, 1, 3, 2, 1, 0, 2, 1). What is the maximum likelihood estimate of θ .

- (b) Suppose you have a three class problem where class label $y \in \{0, 1, 2\}$ (7)
and each training example X has 3 binary attributes $X_1, X_2, X_3 \in \{0, 1\}$.
How many parameters (probability distribution) do you need to know

to classify an example using the Naive Bayes classifier?

OR

12. (a) Consider the geometric distribution, which has p.m.f $P(X = k) = (1 - \theta)^{k-1}\theta$. (7)
Assume that n i.i.d data are drawn from that distribution.

- i. Write an expression for the log-likelihood of the data as a function of the parameter θ .
- ii. Find the maximum likelihood estimate for θ ?
- ii. Let θ has a beta prior distribution. What is the posterior distribution of θ ?

- (b) Find the maximum a posteriori (MAP) estimator for the mean of a univariate normal distribution. Assume that we have N samples, $\mathbf{x}_1, \dots, \mathbf{x}_N$ independently drawn from a normal distribution with known variance σ^2 and unknown mean μ and the prior distribution for the mean is itself a normal distribution with mean ν and variance β^2 . (7)

13. (a) Consider the hypothesis for the linear regression $h_\theta(\mathbf{x}) = \theta_0 + \theta_1 x$, and the cost function $J(\theta_0, \theta_1) = 1/2m \sum_i^m (h_\theta(\mathbf{x}^{(i)}) - y^{(i)})^2$ where m is the number of training examples. Given the following set of training examples. (7)

x	y
3	2
1	2
0	1
4	3

Answer the following questions :

- 1) Find the value of $h_\theta(2)$ if $\theta_0 = 0$ and $\theta_1 = 1.5$
- 2) Find the value of $J(0,1)$
- 3) Suppose the value of $J(\theta_0, \theta_1) = 0$. What can be inferred from this.

- (b) Assume we have a classification problem involving 3 classes: professors, students, and staff members. There are 750 students, 150 staff members and 100 professors. All professors have blond hair, 50 staff members have blond hair, and 250 students have blond hair. Compute the information gain of the test "hair color = blond" that returns true or false. (3)

- (c) Explain the significance of regularization. How do Ridge differs from Lasso regularization? (4)

OR

14. (a) The following dataset can be used to train a classifier that determines whether a given person is likely to own a car or not. There are three features: education level (primary, secondary, or university); residence (city or country); gender (female, male). (7)

education	residence	gender	has car?
sec	country	female	yes
univ	country	female	yes
prim	city	male	no
univ	city	male	no
sec	city	female	no
sec	country	male	yes
prim	country	female	yes
univ	country	male	yes
sec	city	male	yes
prim	city	female	no
univ	city	female	no
prim	country	male	yes

Use ID3 Algorithm and find the best attribute at the root level of the tree

- (b) Consider a linear regression problem $y = w_1x + w_0$, with a training set having m examples $(x_1, y_1), \dots, (x_m, y_m)$. Suppose that we wish to minimize the mean 5th degree error (loss function) given by $1/m \sum_1^m (y_i - w_1x_i - w_0)^5$. (7)
1. Calculate the gradient with respect to the parameter w_1 .
 2. Write down pseudo-code for on-line gradient descent on w_1 .
 3. Give one reason in favor of on-line gradient descent compared to batch-gradient descent, and one reason in favor of batch over on-line.

15. (a) Consider a support vector machine whose input space is 2-D, and the inner products are computed by means of the kernel $K(\mathbf{x}, \mathbf{y}) = (\mathbf{x} \cdot \mathbf{y} + 1)^2 - 1$, where $\mathbf{x} \cdot \mathbf{y}$ denotes the ordinary inner product. Show that the mapping to feature space that is implicitly defined by this kernel is the mapping to 5-D given by (8)

$$\mathbf{x} = \begin{bmatrix} x_1 \\ x_2 \end{bmatrix} \rightarrow \phi(\mathbf{x}) = \begin{bmatrix} x_1^2 \\ x_2^2 \\ \sqrt{2} x_1 x_2 \\ \sqrt{2} x_1 \\ \sqrt{2} x_2 \end{bmatrix}.$$

- (b) Consider a neuron with four inputs, and weight of edge connecting the inputs are 1, 2, 3 and 4. Let the bias of the node is zero and inputs are 2, 3, 1, 4. If the activation function is linear $f(x)=2x$, compute the output of the neuron. (3)
- (c) Compare ReLU with Sigmoid function (3)

OR

16. (a) State the mathematical formulation to express Soft Margin as a constraint optimization problem. (10)
- (b) What is the basic idea of back propagation algorithm (4)
17. (a) Suppose that we have the following data (one variable). Use single linkage Agglomerative clustering to identify the clusters. (8)
Data: (2, 5, 9, 15, 16, 18, 25, 33, 33, 45).
- (b) Given two objects represented by the tuples (22, 1, 42, 10) and (20, 0, 36, 8): (6)
(i) Compute the Euclidean distance between the two objects.
(ii) Compute the Manhattan distance between the two objects.
(iii) Compute the Minkowski distance between the two objects, using $p = 3$

OR

18. (a) Suppose that we have the following data: (8)
(2, 0), (1, 2), (2, 2), (3, 2), (2, 3), (3, 3), (2, 4), (3, 4), (4, 4), (3, 5)
Identify the cluster by applying the k-means algorithm, with $k = 2$. Try using initial cluster centers as far apart as possible

(b) Describe EM algorithm for Gaussian Mixtures (8)

19. (a) Suppose the dataset had 9700 cancer-free images from 10000 images from cancer patients. Find precision, recall and accuracy? Is it a good classifier? Justify. (7)

Actual Class\Predicted class	cancer = yes	cancer = no	Total
cancer = yes	90	210	300
cancer = no	140	9560	9700
Total	230	9770	10000

(b) What is Principal Component Analysis (PCA)? Which eigen value indicates the direction of largest variance? (7)

OR

20. (a) Assume you have a model with a high bias and a low variance. What are the characteristics of such a model? (6)

(b) What are ROC space and ROC curve in machine learning? In ROC space, which points correspond to perfect prediction, always positive prediction and always negative prediction? Why? (8)

Teaching Plan

No	Contents	No. of Lecture Hours (37 hrs)
Module -1 (Overview of machine learning) (7 hours)		
1.1	Supervised, semi-supervised, unsupervised learning, reinforcement learning (Text Book (TB) 1: Chapter 1)	1 hour
1.2	Maximum likelihood estimation(MLE) (TB 1: Section 4.2)	1 hour
1.3	Maximum likelihood estimation (MLE)- example (TB 1: Section 4.2)	1 hour
1.4	Maximum a posteriori estimation(MAP) (TB 4: Section 6.2)	1 hour
1.5	Maximum a posteriori estimation(MAP)-example (TB 4: Section 6.2)	1 hour
1.6	Bayesian formulation (TB 1: Section 14.1, 14.2)	1 hour
1.7	Bayesian formulation -example (TB 1: Section 14.1, 14.2)	1 hour
Module-2 (Supervised Learning) (7 hours)		
2.1	Linear regression with one variable (TB 1: Section 2.6)	1 hour
2.2	Multiple variables, Solution using gradient descent algorithm and matrix method (No derivation required) (TB 1: Section 5.8)	1 hour
2.3	Overfitting in regression, Lasso and Ridge regularization	1 hour
2.4	Logistic regression	1 hour
2.5	Naive Bayes (TB 2: Section 18.2)	1 hour
2.6	Decision trees (TB 2: Chapter 19)	1 hour
2.7	Decision trees- ID3 algorithm (TB 2: Chapter 19)	1 hour
Module-3 (Neural Networks and Support Vector Machines) (9 hours)		
3.1	Perceptron, Perceptron Learning	1 hour
3.2	Multilayer Feed forward Network, Activation Functions (Sigmoid, ReLU, Tanh)	1 hour
3.3	Back Propagation Algorithm	1 hour
3.4	Illustrative Example for Back Propagation	1 hour
3.5	Introduction, Maximum Margin Hyperplane,	1 hour
3.6	Mathematics behind Maximum Margin Classification	1 hour
3.7	Formulation of maximum margin hyperplane and solution	1 hour

3.8	Soft margin SVM, Solution of Soft margin SVM	1 hour
3.9	Non-linear SVM , Kernels for learning non-linear functions, Examples - Linear, RBF, Polynomial	1 hour
Module-4 (Unsupervised Learning) (7 hours)		
4.1	Similarity measures- Minkowski distance measures(Manhattan, Euclidean), Cosine Similarity	1 hour
4.2	Clustering - Hierarchical Clustering (TB 2: Chapter 14)	1 hour
4.3	K-means partitional clustering (TB 2: Chapter 13)	1 hour
4.4	Expectation maximization (EM) for soft clustering (TB 2: Chapter 13)	1 hour
4.5	Expectation maximization (EM) for soft clustering (TB 2: Chapter 13)	1 hour
4.6	Dimensionality reduction – Principal Component Analysis (TB 1: Section 6.3)	1 hour
4.7	Dimensionality reduction – Principal Component Analysis (TB 1: Section 6.3)	1 hour
Module-5 (Classification Assessment) (7 hours)		
5.1	Performance measures - Precision, Recall, Accuracy, F-Measure, ROC, AUC. (TB 2: Chapter 22.1)	1 hour
5.2	Boot strapping, Cross validation	1 hour
5.3	Ensemble methods- bagging, boosting	1 hour
5.4	Bias-Variance decomposition (TB 2: Chapter 22.3)	1 hour
5.5	Bias-Variance decomposition (TB 2: Chapter 22.3)	1 hour
5.6	Face detection (TB 3: Chapter 5 Section Application: A Face Detection Pipeline)	1 hour
5.7	Face detection (TB 3: Chapter 5 Section Application: A Face Detection Pipeline)	1 hour

CST423	CLOUD COMPUTING	CATEGORY	L	T	P	CREDIT	YEAR OF INTRODUCTION
		PEC	2	1	0	3	2020

Preamble: This course helps the learners to understand cloud computing concepts. This course includes basic understanding of virtualization, fundamentals of cloud security, cloud computing based programming techniques and different industry popular cloud computing platforms. This course enables the student to suggest cloud based solutions to real world problems.

Prerequisite: Basic understanding of computer networks and operating systems.

Course Outcomes: After the completion of the course the student will be able to

CO1	Explain the various cloud computing models and services. (Cognitive Knowledge Level: Understand)
CO2	Demonstrate the significance of implementing virtualization techniques. (Cognitive Knowledge Level: Understand)
CO3	Explain different cloud enabling technologies and compare private cloud platforms (Cognitive Knowledge Level: Understand)
CO4	Apply appropriate cloud programming methods to solve big data problems. (Cognitive Knowledge Level: Apply)
CO5	Describe the need for security mechanisms in cloud (Cognitive Knowledge Level: Understand)
CO6	Compare the different popular cloud computing platforms (Cognitive Knowledge Level: Understand)

Mapping of course outcomes with program outcomes

	PO1	PO2	PO3	PO4	PO5	PO6	PO7	PO8	PO9	PO10	PO11	PO12
CO1												
CO2												
CO3												
CO4												
CO5												
CO6												

The COs and CO -PO map shall be considered as suggestive only

Abstract POs defined by National Board of Accreditation			
PO#	Broad PO	PO#	Broad PO
PO1	Engineering Knowledge	PO7	Environment and Sustainability
PO2	Problem Analysis	PO8	Ethics
PO3	Design/Development of solutions	PO9	Individual and team work
PO4	Conduct investigations of complex problems	PO10	Communication
PO5	Modern tool usage	PO11	Project Management and Finance
PO6	The Engineer and Society	PO12	Life long learning

Assessment Pattern

Bloom's Category	Continuous Assessment Tests		End Semester Examination Marks
	Test1 (Percentage)	Test2 (Percentage)	
Remember	30	30	30
Understand	40	40	40
Apply	30	30	30
Analyze			
Evaluate			
Create			

Mark Distribution

Total Marks	CIE Marks	ESE Marks	ESE Duration
150	50	100	3 hours

Continuous Internal Evaluation Pattern:

Attendance : 10 marks

Continuous Assessment Tests : 25 marks

Continuous Assessment Assignment : 15 marks

Internal Examination Pattern:

Each of the two internal examinations has to be conducted out of 50 marks.

First Internal Examination shall be preferably conducted after completing the first half of the syllabus and the Second Internal Examination shall be preferably conducted after completing the remaining part of the syllabus.

There will be two parts: Part A and Part B. Part A contains 5 questions (preferably, 2 questions each from the completed modules and 1 question from the partly covered module), having 3 marks for each question adding up to 15 marks for part A. Students should answer all questions from Part A. Part B contains 7 questions (preferably, 3 questions each from the completed modules and 1 question from the partly covered module), each with 7 marks. Out of the 7 questions in Part B, a student should answer any 5.

End Semester Examination Pattern:

There will be two parts; Part A and Part B. Part A contains 10 questions with 2 questions from each module, having 3 marks for each question. Students should answer all questions. Part B contains 2 questions from each module of which a student should answer any one. Each question can have a maximum of 2 subdivisions and carries 14 marks.

Syllabus

Module 1: Fundamental Cloud Computing (7 Hours)

Traditional computing- Limitations. Overview of Computing Paradigms-Grid Computing, Cluster Computing, Distributed Computing, Utility Computing, Cloud Computing. NIST reference Model-Basic terminology and concepts. Cloud characteristics, benefits and challenges, Roles and Boundaries. Cloud delivery (service) models-Infrastructure-as-a-Service (IaaS), Platform-as-a-Service(PaaS),Software-as-a-Service (SaaS), XaaS (Anything-as-a-service)-Cloud deployment models- Public cloud, Community cloud, Private cloud, Hybrid cloud.

Module 2: Virtualization (7 Hours)

Introduction to virtualization-Virtualizing physical computing resources, Virtual Machines (Machine virtualization), non-virtualized v/s virtualized machine environments. Types of VMs-process VM v/s system VM, Emulation, interpretation and binary translation. Hardware-level virtualization- Hypervisors/VMM. Types of Hypervisors. Full Virtualization, Para-Virtualization, Hardware-assisted virtualization, OS level virtualization. Basics of Network Virtualization, Storage Virtualization and Desktop Virtualization, Pros and cons of virtualization. Case Study- Xen: Para-virtualization, VMware: full virtualization.

Module 3: Cloud-Enabling Technologies, Private cloud platforms and programming (7 Hours)

Broadband networks and internet architecture- Internet Service Providers (ISPs), Data center technology, Web technology, Multitenant technology, Service technology. Resource provisioning techniques-static and dynamic provisioning.

Open-source software platforms for private cloud-OpenStack, CloudStack, Basics of Eucalyptus, Open Nebula, Nimbus.

Cloud Programming- Parallel Computing and Programming Paradigms. Map Reduce – Hadoop Library from Apache, HDFS, Pig Latin High Level Languages, Apache Spark.

Module 4: Fundamental Cloud Security (7 Hours)

Basic terms and concepts in security- Threat agents, Cloud security threats/risks, Trust. Operating system security-Virtual machine security- Security of virtualization- Security Risks Posed by Shared Images, Security Risks Posed by Management OS. Infrastructure security-Network Level Security, Host Level Security, Application level security, Security of the Physical Systems. Identity & Access Management- Access Control.

Module 5: Popular Cloud Platforms (9 Hours)

Amazon Web Services(AWS):- AWS ecosystem- Computing services, Amazon machine images, Elastic Compute Cloud (EC2), Advanced compute services. Storage services-Simple Storage System (Amazon S3), Elastic Block Store (Amazon EBS), Database Services, Amazon CDN Services and Communication services.

Google Cloud Platform:- IaaS Offerings: Compute Engine (GCE), Cloud Storage, PaaS Offerings: Google App Engine (GAE), Storage services, Application services, Compute services, Database Services, SaaS Offerings: Gmail, Docs, Google Drive.

Microsoft Azure: Azure Platform Architecture, Hyper-V, Azure Virtual Machine, Compute services, Storage services.

Text Books

1. Thomas, E., Zaigham M., Ricardo P "Cloud Computing Concepts, Technology & Architecture.", (2013 Edition). Prentice Hall.
2. Buyya, R., Vecchiola, C., & Selvi, S. T. "Mastering cloud computing: foundations and applications programming", (2017 Edition), Morgan Kaufmann.
3. Bhowmik, S., "Cloud computing", (2017 Edition). Cambridge University Press.

References

1. Marinescu, D. C., “Cloud computing: theory and practice.”, (2017 Edition). Morgan Kaufmann.
2. Buyya, R., Broberg, J., & Goscinski, A. M., “Cloud computing: Principles and paradigms” (2011 Edition). John Wiley & Sons.

Course Level Assessment Questions**Course Outcome 1 (CO1):**

1. “*A hybrid cloud is a combination of two or more other cloud deployment models*”. Justify the statement with an example.
2. What are the main characteristics of a Platform-as-a-Service solution?
3. How does cloud computing help to reduce the time to market for applications and to cut down capital expenses?
4. Differentiate public and private clouds in terms of flexibility.

Course Outcome 2 (CO2):

1. Define virtualization. What is the role of VMM in virtualization?
2. Explain various implementation levels of Virtualization.
3. State the differences between a traditional computer and a virtual machine.

Course Outcome 3 (CO3):

1. Differentiate between on-premise and cloud-based internetworking.
2. What are the benefits of Data Center Technologies?
3. What are the characteristics of Multi-tenant technology?
4. How can virtualization be implemented at the hardware level?

Course Outcome 4 (CO4):

1. Write a Hadoop MapReduce program that counts the number of occurrences of each character in a file.
2. Write a Hadoop MapReduce program to find the maximum temperature in the weather dataset.

Course Outcome 5 (CO5):

1. Why is it harder to establish security in the cloud?
2. Explain in detail about the security issues one should discuss with a cloud-computing vendor.
3. List and Explain major cloud security challenges.

Course Outcome 6 (CO6):

1. Explain the cloud based databases.
2. With a neat diagram, write about Google App Engine for PaaS applications.
3. Differentiate between amazon SimpleDB and Amazon RDS.
4. “Storage services in the cloud are offered in two different forms as IaaS and as SaaS”. Explain.

Model Question Paper**QP Code:****Total Pages : 3****Reg No:** _____**Name :** _____**SEVENTH SEMESTER B.TECH DEGREE EXAMINATION, MONTH & YEAR****Course Code: CST423****Course Name: Cloud Computing****Duration: 3 Hrs****Max. Marks :100****PART A***Answer all Questions. Each question carries 3 Marks (10 x 3 = 30 Marks)*

1. Is the IT outsourcing model of traditional computing similar to cloud computing? Justify.
2. Why is grid computing considered as the predecessor of cloud computing? Explain.
3. What is virtualization and what are its benefits?
4. Explain why a hypervisor is also called a virtual machine monitor?
5. Differentiate between multi-tenancy and virtualization.
6. “The field of service technology is a keystone foundation of cloud computing”. Explain.
7. Discuss any two identity management techniques used in cloud computing.
8. Differentiate between mandatory access control (MAC) and discretionary Access Control (DAC).
9. Differentiate between Amazon S3 and Amazon EBS.
10. Explain the database service offered by google cloud.

(10 x3 =30)

PART B*Answer any one Question from each Module. Each question carries 14 Marks*

11. (a) Discuss the cloud computing reference model. (8)
- (b) Which are the basic components of an IaaS-based solution for cloud computing? Also provide some examples of IaaS implementations. (6)

OR

12. (a) List down the characteristics and challenges of cloud computing. (6)
- (b) Classify the various types of clouds. (8)
13. (a) List and discuss various types of virtualization. (8)
- (b) Differentiate between full virtualization and paravirtualization. (6)

OR

14. (a) What is Xen? Discuss its elements for virtualization. (8)
- (b) Explain the design requirements for Virtual Machine Monitor (VMM). (6)
15. (a) Explain the broadband networks and internet architecture. (8)
- (b) List and explain the technologies and components of data centers. (6)

OR

16. (a) What are the major functions of the MapReduce framework? Explain the logical data flow of MapReduce function using a suitable example. (8)
- (b) Write a Hadoop MapReduce program that counts the number of occurrences of each word in a file. (6)
17. (a) Explain common threats and vulnerabilities in cloud-based environments with suitable examples. (8)
- (b) Discuss the security risks posed by shared images with suitable examples. (6)

OR

18. (a) Explain the operating system security in cloud computing. (8)

(b) What do you mean by threat agents?. Explain different types of threat agents. (6)

19. (a) Describe Amazon EC2 and its basic features. (8)

(b) Illustrate the architecture of Amazon S3. (6)

OR

20. (a) Describe the core components of Google AppEngine. (8)

(b) Explain the architecture of Windows Azure. (6)

Teaching Plan

No	Contents	No. of Lecture Hours (37 hrs)
Module 1 (Fundamental Cloud Computing) (6 hours)		
1.1	Traditional computing: Limitations.	1
1.2	Overview of Computing Paradigms: Grid Computing, Cluster Computing, Distributed Computing, Utility Computing, Cloud Computing.	1
1.3	NIST reference Model, Basic terminology and concepts.	1
1.4	Cloud characteristics and benefits, challenges. Roles and Boundaries.	1
1.5	Cloud delivery (service) models: Infrastructure-as-a-Service (IaaS), Platform-as-a-Service (PaaS), Software-as-a-Service (SaaS), XaaS (Anything-as-a-service).	1
1.6	Cloud deployment models: Public cloud, Community cloud, Private cloud, Hybrid cloud.	1

Module 2(Virtualization)(7 Hours)		
2.1	Introduction to virtualization, Virtualizing physical computing resources Virtual Machines (Machine virtualization):- non-virtualized v/s virtualized machine environments.	1
2.2	Types of VMs: process VM v/s system VM, Emulation, interpretation and binary translation.	1
2.3	Hardware-level virtualization: Hypervisors/VMM, Types of Hypervisors.	1
2.4	Full Virtualization, Para-Virtualization, Hardware-assisted virtualization, OS level virtualization.	1
2.5	Basics of Network Virtualization, Storage Virtualization and Desktop Virtualization, Pros and cons of virtualization.	1
2.6	Case Study: Xen: Para-virtualization.	1
2.7	Case Study: VMware: full virtualization.	1
Module 3 (Cloud-Enabling Technologies, Private cloud platforms and programming) (9 Hours)		
3.1	Broadband networks and internet architecture: Internet Service Providers (ISPs), Data center technology, Web technology, Multitenant technology, Service technology.	1
3.2	Resource provisioning techniques: static and dynamic provisioning.	1
3.3	Open-source software platforms for private cloud: OpenStack, CloudStack.	1
3.4	Basics of Eucalyptus, Open-Nebula, Nimbus.	1
3.5	Cloud Programming: Parallel Computing and Programming Paradigms.	1
3.6	Map Reduce.	1
3.7	Hadoop Library from Apache, HDFS.	1
3.8	Pig Latin High Level Languages	1
3.9	Apache Spark.	1

Module 4 (Fundamental Cloud Security) (7 Hours)		
4.1	Basic terms and concepts in security, Threat agents.	1
4.2	Cloud security threats/risks, Trust.	1
4.3	Operating system security, Virtual machine security.	1
4.4	Security of virtualization.	1
4.5	Security Risks posed by Shared Images, Security Risks posed by Management OS.	1
4.6	Infrastructure security: - Network Level Security, Host Level Security, Application level security, Security of the Physical Systems.	1
4.7	Identity & Access Management, Access Control.	1
Module 5 (Popular Cloud Platforms) (8 Hours)		
5.1	Amazon Web Services(AWS):- AWS ecosystem, Computing services: Amazon machine images, Elastic Compute Cloud (EC2).	1
5.2	Advanced computing services, Storage services: Simple Storage System (Amazon S3), Elastic Block Store (Amazon EBS).	1
5.3	Database Services, Amazon CDN Services and Communication services.	1
5.4	Google Cloud Platform:- IaaS Offerings: Compute Engine (GCE), Cloud Storage.	1
5.5	PaaS Offerings: Google App Engine (GAE), Storage services, Application services, Compute services.	1
5.6	Database Services, SaaS Offerings: Gmail, Docs, Google Drive.	1
5.7	Microsoft Azure: Azure Platform Architecture, Hyper-V, Azure Virtual Machine.	1
5.8	Azure Compute services, Storage services.	1

CST433	SECURITY IN COMPUTING	CATEGORY	L	T	P	CREDIT	YEAR OF INTRODUCTION
		PEC	2	1	0	3	2020

Preamble: This course helps the learners to explore various algorithms to offer confidentiality, integrity, authentication & non-repudiation services and different attacks on system security with their countermeasures. It covers classical encryption techniques, symmetric and public key crypto-system, key distribution techniques, authentication functions, intruders, malicious software, and DDoS attacks. The concepts covered in this course enable the learners in effective use of cryptographic algorithms and appropriate countermeasures for securing real life applications.

Prerequisite: A fundamental knowledge in mathematical foundations of security.

Course Outcomes: After the completion of the course, the student will be able to

CO1	Identify the security services provided against different types of security attacks. (Cognitive Knowledge Level: Understand)
CO2	Illustrate classical encryption techniques for information hiding. (Cognitive Knowledge Level: Apply)
CO3	Illustrate symmetric/asymmetric key cryptosystems for secure communication. (Cognitive Knowledge Level: Apply)
CO4	Explain message integrity and authentication methods in a secure communication scenario. (Cognitive Knowledge Level: Understand)
CO5	Interpret public/secret key distribution techniques for secure communication. (Cognitive Knowledge Level: Understand)
CO6	Identify the effects of intruders, malicious software and distributed denial of service attacks on system security. (Cognitive Knowledge Level: Understand)

Mapping of course outcomes with program outcomes

	PO1	PO2	PO3	PO4	PO5	PO6	PO7	PO8	PO9	PO10	PO11	PO12
CO1												
CO2												
CO3												
CO4												
CO5												
CO6												

The COs and CO -PO map shall be considered as suggestive only

Abstract POs defined by National Board of Accreditation			
PO#	Broad PO	PO#	Broad PO
PO1	Engineering Knowledge	PO7	Environment and Sustainability
PO2	Problem Analysis	PO8	Ethics
PO3	Design/Development of solutions	PO9	Individual and team work
PO4	Conduct investigations of complex problems	PO10	Communication
PO5	Modern tool usage	PO11	Project Management and Finance
PO6	The Engineer and Society	PO12	Life long learning

Assessment Pattern

Bloom's Category	Test 1 (%)	Test 2 (%)	End Semester Examination (%)
Remember	30	30	30
Understand	40	40	40

Apply	30	30	30
Analyse			
Evaluate			
Create			

Mark Distribution

Total Marks	CIE Marks	ESE Marks	ESE Duration
150	50	100	3

Continuous Internal Evaluation Pattern:

Attendance : **10 marks**

Continuous Assessment Test : **25 marks**

Continuous Assessment Assignment : **15 marks**

Internal Examination Pattern:

Each of the two internal examinations has to be conducted out of 50 marks. First series test shall be preferably conducted after completing the first half of the syllabus and the second series test shall be preferably conducted after completing remaining part of the syllabus. There will be two parts: Part A and Part B. Part A contains 5 questions (preferably, 2 questions each from the completed modules and 1 question from the partly completed module), having 3 marks for each question adding up to 15 marks for part A. Students should answer all questions from Part A. Part B contains 7 questions (preferably, 3 questions each from the completed modules and 1 question from the partly completed module), each with 7 marks. Out of the 7 questions, a student should answer any 5.

End Semester Examination Pattern:

There will be two parts; Part A and Part B. Part A contains 10 questions with 2 questions from each module, having 3 marks for each question. Students should answer all questions. Part B contains 2 questions from each module of which a student should answer any one. Each question can have maximum 2 sub-divisions and carries 14 marks.

Syllabus

Module-1 (Basics of Security and Traditional Cryptosystems)

OSI security architecture – Security attacks, Services, Mechanisms. Cryptography vs Cryptanalysis. Classical encryption techniques – Symmetric cipher model. Substitution ciphers – Monoalphabetic vs Polyalphabetic ciphers, Caesar cipher, Affine cipher, Playfair cipher, Vigenere cipher, Hill cipher. Transposition ciphers – Keyless, Keyed, Double transposition.

Module-2 (Modern Symmetric Key Cryptosystems)

Symmetric key ciphers – Block vs Stream ciphers, Block cipher components, Product ciphers, Feistel and Non-Feistel ciphers. Data Encryption Standard (DES) – Structure, Key generation, Design criteria, Weaknesses, Double DES, Triple DES. Advanced Encryption Standard (AES) – Structure, Key expansion. Block cipher modes of operation – Electronic Codebook Mode (ECB), Cipher Block Chaining Mode (CBC), Cipher Feedback Mode (CFB), Output Feedback Mode (OFB), Counter Mode (CTR). Stream ciphers – Structure, RC4.

Module-3 (Public Key Cryptosystems)

Introduction to public key cryptosystems – Principles, Applications, Requirements, Conventional vs Public key cryptosystems. RSA cryptosystem – Algorithm, Security, Attacks. ElGamal cryptosystem – Algorithm. Diffie-Hellman key exchange – Algorithm, Man-in-the-middle attack. Elliptic Curve Cryptography (ECC) – ElGamal ECC, Key exchange using ECC.

Module-4 (Message Integrity and Authentication)

Hash functions – Security requirements, Secure Hash Algorithm (SHA-512). Message Authentication Code (MAC) – Requirements, Uses, Hash-based MAC (HMAC), Cipher-based MAC (CMAC). Digital signatures – Attacks, Forgeries, Requirements, Direct vs Arbitrated digital signatures, RSA digital signature, ElGamal digital signature, Digital Signature Standard (DSS).

Module-5 (Key Distribution and System Security)

Key management – Distribution of secret keys using symmetric and asymmetric encryption, Distribution of public keys. System security – Intruders, Intrusion detection techniques, Password management. Malicious software – Viruses, Related threats, Countermeasures. Distributed Denial of Service (DDoS) attacks – Types, Countermeasures.

Text Books

1. William Stallings, Cryptography and Network Security Principles and Practice, 4/e, Pearson Ed.
2. Behrouz A Forouzan, Cryptography and Network Security, 3/e, Tata McGraw-Hill.

References

1. Charles P Pfleeger, Shari Lawrence Pfleeger, Jonathan Margulies, Security in Computing, 5/e, Prentice Hall.
2. G.A. Jones & J.M. Jones, Elementary Number Theory, Springer UTM, 2007.

Sample Course Level Assessment Questions**Course Outcome 1 (CO1):**

1. Define the type of security attack in the following case: A student breaks into a teacher's office to obtain a copy of the next day's exam question paper.
2. Which security mechanism is provided in the following case: A bank requires the customer's signature for a withdrawal.

Course Outcome 2 (CO2):

1. Alice wishes to send the message "COME BACK EARLY" to Bob, using Playfair cipher. The key to be used is "SAFFRON". Show the process of encryption.
2. Using Affine cipher, encrypt "HOT" and decrypt "JDG". Key is (7, 3).
3. Implement the Vigenere cipher method in a suitable programming language. (Assignment)

Course Outcome 3 (CO3):

1. If the DES key with parity bit is 0123 ABCD 2562 1456, find the first round key.
2. In RSA, given $p=19$, $q=23$, public key $(e)=3$, find n , $\phi(n)$ and private key (d) .
3. Implement any two symmetric/asymmetric encryption techniques in a suitable programming language. (Assignment)

Course Outcome 4 (CO4):

1. Describe the steps involved in generating a Hash-based MAC.
2. Using ElGamal scheme, generate the signatures for the message $M=400$ with $p=881$, $d=700$ and $r=17$.
3. A company wishes to implement a secure authentication mechanism for communication. As a system security admin suggest any two ways of implementing such a mechanism. (Assignment)

Course Outcome 5 (CO5):

1. List any two ways in which secret keys can be distributed to two communicating parties.
2. Explain the significance of a public-key authority in the distribution of public keys.

Course Outcome 6 (CO6):

1. What are false positives and negatives in the context of Intrusion Detection Systems? How can we reduce these two?
2. Distinguish between a direct DDoS attack and a reflector DDoS attack.
3. Bob works as a network administrator in ABC & Co. On a day of his absence, he shared his admin password with one of his colleagues, John, to manage a network issue. Later John started misusing this privilege by launching DoS attacks in the network. Describe the ethical issues in this scenario and how can this be avoided? (Assignment)

Model Question Paper

QP CODE:

PAGES: ____

Reg No: _____

Name: _____

SEVENTH SEMESTER B.TECH DEGREE EXAMINATION, MONTH & YEAR

Course Code: CST433

Course Name: SECURITY IN COMPUTING

Max Marks: 100

Duration: 3 Hours

PART A

(Answer All Questions. Each question carries 3 marks)

1. Differentiate between passive attack and active attack.
2. Use an Affine cipher to encrypt the message "SECURITY" with the key pair(7,2) in modulus 26.
3. Compare stream cipher and Block cipher with example.

4. Differentiate between diffusion and confusion.
5. Define the elliptic curve logarithm problem.
6. Consider an ElGamal scheme with a common prime $q = 71$ and a primitive root $\alpha = 7$. If B has a public key $Y_B = 3$ and A chose the random number $k = 2$, what is the ciphertext of the message $M = 30$?
7. Give the requirements of MAC function.
8. Specify the different types of forgery in digital signature.
9. List three different classes of intruders.
10. Mention the phases of operation of a virus.

(10x3=30)

Part B

(Answer any one question from each module. Each question carries 14 Marks)

11. (a) Illustrate the two approaches to attack a conventional encryption scheme. **(4)**
- (b) A Hill cipher is setup with the key matrix $\begin{bmatrix} 9 & 4 \\ 5 & 7 \end{bmatrix}$. **(10)**
 Encrypt the text "COMPUTER". Show the calculations for the corresponding decryption of the ciphertext to recover the original text back.

OR

12. (a) Encrypt the text "this is an exercise and complete it" using transposition cipher with the key (3,2,1,4,5). Show decryption of the ciphertext to recover the original text back. **(6)**
- (b) Encrypt the message "the house is being sold tonight" using the following ciphers. Ignore the space between words. **(8)**
 - i) Vigenere cipher with key = "largest".
 - ii) Autokey system of Vigenere cipher with key = "largest".
13. (a) How is round key generated in DES? **(4)**
- (b) Illustrate AES encryption in detail. **(10)**

OR

14. (a) Explain the construction of S-box in AES. (5)
- (b) Summarize the primitive operations in RC4 algorithm. (9)
15. (a) Compare the Cipher Block Chaining Mode (CBC) and Cipher Feedback Mode (CFB) of block ciphers. (6)
- (b) Explain RSA cryptosystem. In an RSA cryptosystem a participant A uses two prime numbers $p=13$ and $q=17$ to generate public key and private key. The public key of A is 35. Find the private key of A. (8)

OR

16. (a) Illustrate ElGamal cryptosystem. (6)
- (b) Consider a Diffie–Hellman scheme with a common prime $q=11$ and a primitive root $\alpha=2$. (8)
- i) Show that 2 is a primitive root of 11.
- ii) If User A has public key $Y_A=9$, what is A's private key X_A ?
- iii) If User A has public key $Y_B=3$, what is the shared secret key K, shared with A?
17. (a) Describe different types of arbitrated digital signature techniques. (6)
- (b) Explain Cipher – Based Message Authentication Code. (8)

OR

18. (a) Explain the attacks on digital signature. (5)
- (b) Describe the working of SHA-512 with diagrams. (9)
19. (a) Explain four techniques used to avoid guessable passwords. (6)
- (b) Describe the different techniques for public key distribution. (8)

OR

20. (a) Explain different types of Simple DDoS attack and its countermeasures. (6)
- (b) Differentiate between statistical anomaly detection and rule-based intrusion detection. (8)

Teaching Plan

No	Contents	No.of Lecture Hours (35Hrs)
Module-1 (Basics of Security and Traditional Cryptosystems) (6 hrs)		
1.1	OSI security architecture – Security attacks, Services, Mechanisms	1
1.2	Cryptography vs Cryptanalysis. Classical encryption techniques – Symmetric cipher model	1
1.3	Substitution ciphers – Monoalphabetic vs Polyalphabetic ciphers, Caesar cipher, Affine cipher	1
1.4	Playfair cipher, Vigenere cipher	1
1.5	Hill cipher	1
1.6	Transposition ciphers – Keyless, Keyed, Double transposition	1
Module-2 (Modern Symmetric Key Cryptosystems) (9hrs)		
2.1	Symmetric key ciphers – Block vs Stream ciphers, Block cipher components, Product ciphers, Feistel and Non-Feistel ciphers	1
2.2	Data Encryption Standard (DES) – Structure, Key generation	1
2.3	Design criteria, Weaknesses	1
2.4	Double DES, Triple DES	1
2.5	Advanced Encryption Standard (AES) – Overall Structure	1
2.6	Stages of encryption/decryption	1
2.7	Key expansion	1
2.8	Block cipher modes of operation – Electronic Codebook Mode (ECB), Cipher Block Chaining Mode (CBC), Cipher Feedback Mode (CFB), Output Feedback Mode (OFB), Counter Mode (CTR).	1
2.9	Stream ciphers – Structure, RC4	1
Module-3 (Public Key Cryptosystems)(7hrs)		
3.1	Public key cryptosystems – Principles, Applications, Requirements, Conventional vs Public key cryptosystems	1

3.2	RSA cryptosystem – Algorithm	1
3.3	RSA Security, Attacks	1
3.4	ElGamal cryptosystem – Algorithm	1
3.5	Diffie-Hellman key exchange – Algorithm, Man-in-the-middle attack	1
3.6	Elliptic Curve Cryptography (ECC) – ElGamal ECC	1
3.7	Key exchange using ECC	1
Module-4 (Message Integrity and Authentication) (6 hrs)		
4.1	Hash functions – Security requirements, Secure Hash Algorithm (SHA-512)	1
4.2	Message Authentication Code (MAC) – Requirements, Uses	1
4.3	Hash-based MAC (HMAC), Cipher-based MAC (CMAC)	1
4.4	Digital signatures – Attacks, Forgeries, Requirements, Direct Vs Arbitrated digital signatures	1
4.5	RSA digital signature, ElGamal digital signature	1
4.6	Digital Signature Standard (DSS)	1
Module-5 (Key Distribution and System Security) (7hrs)		
5.1	Key management – Distribution of secret keys using symmetric and asymmetric encryption	1
5.2	Distribution of public keys	1
5.3	System security – Intruders, Intrusion detection techniques	1
5.4	Password management	1
5.5	Malicious software – Viruses, Related threats	1
5.6	Virus countermeasures	1
5.7	Distributed Denial of Service (DDoS) attacks – Types, Countermeasures	1

CST443	MODEL BASED SOFTWARE DEVELOPMENT	CATEGORY	L	T	P	CREDIT	YEAR OF INTRODUCTION
		PEC	2	1	0	3	2020

Preamble: The objective of the course is to familiarize learners about the concepts and advantages of using model based software development. This course covers the methodologies in developing the model of a software, perform analysis on the model and automatic generation of code from the model. The OSATE framework and its plugins using the Architecture Analysis and Design Language(AADL) language is used in the course to demonstrate the end-to-end concept of MBSD which helps the learners to get a hands on experience.

Prerequisite: Software Engineering

Course Outcomes: After the completion of the course the student will be able to

CO1	Explain the relevance of model based software development in the software development process. (Cognitive Knowledge level: Understand)
CO2	Explain Model Driven Architecture with Computation Independent Model (CIM), Platform Independent Model(PIM), Platform Specific Model (PSM). (Cognitive Knowledge level: Apply)
CO3	Illustrate software modeling with Architecture Analysis and Design Language (AADL). (Cognitive Knowledge level: Apply)
CO4	Explain error annex using error modelling concepts and illustrate error modelling in AADL. (Cognitive Knowledge level: Understand)
CO5	Illustrate the process of code generation from an AADL model. (Cognitive Knowledge level: Understand)

Mapping of course outcomes with program outcomes

	PO1	PO2	PO3	PO4	PO5	PO6	PO7	PO8	PO9	PO10	PO11	PO12
CO1												
CO2												
CO3												
CO4												
CO5												

The COs and CO -PO map shall be considered as suggestive only

Abstract POs defined by National Board of Accreditation			
PO#	Broad PO	PO#	Broad PO
PO1	Engineering Knowledge	PO7	Environment and Sustainability
PO2	Problem Analysis	PO8	Ethics
PO3	Design/Development of solutions	PO9	Individual and team work
PO4	Conduct investigations of complex problems	PO10	Communication
PO5	Modern tool usage	PO11	Project Management and Finance
PO6	The Engineer and Society	PO12	Life long learning

Assessment Pattern

Bloom's Category	Test 1 (Marks in percentage)	Test 2 (Marks in percentage)	End Semester Examination Marks
Remember	30	30	30
Understand	50	50	50
Apply	20	20	20
Analyse			
Evaluate			
Create			

Mark Distribution

Total Marks	CIE Marks	ESE Marks	ESE Duration
150	50	100	3

Continuous Internal Evaluation Pattern:

Attendance : 10 marks
 Continuous Assessment Test : 25 marks
 Continuous Assessment Assignment : 15 marks

Internal Examination Pattern:

Each of the two internal examinations has to be conducted out of 50 marks. The first series test shall be preferably conducted after completing the first half of the syllabus and the second series test shall be preferably conducted after completing the remaining part of the syllabus. There will be two parts: Part A and Part B. Part A contains 5 questions (preferably, 2 questions each from the completed modules and 1 question from the partly completed module), having 3 marks for each

question adding up to 15 marks for part A. Students should answer all questions from Part A. Part B contains 7 questions (preferably, 3 questions each from the completed modules and 1 question from the partly completed module), each with 7 marks. Out of the 7 questions, a student should answer any 5.

End Semester Examination Pattern:

There will be two parts; Part A and Part B. Part A contains 10 questions with 2 questions from each module, having 3 marks for each question. Students should answer all questions. Part B contains 2 questions from each module of which a student should answer any one. Each question can have a maximum of 2 sub-divisions and carries 14 marks.

Syllabus

Module - 1 (Introduction to Model Based Software Development)

Software faults, Introduction to Model checking, Introduction to Automated Testing, Model Based Software Development (MBSD) – Need, MBSD Approach, Learning MBSD from the perspective of Architecture Analysis and Design Language (AADL).

Module - 2 (More on MBSD)

MBSD based software development – Requirements, Analysis, Design and Implementation. Model-Driven Architecture - Definitions and Assumptions, Overview of MBSD methodology, The modeling levels-Computation Independent Model (CIM), Platform Independent Model (PIM), Platform Specific Model (PSM). Introduction to AADL, Basic Comparison of AADL with other modeling languages - Comparison with UML.

Module -3 (Modeling using AADL)

Modeling: Developing a Simple Model - Define the components - Explain with example (powerboat autopilot system), Develop a top-level model - Use example Powerboat Autopilot (PBA) system.

AADL: Components - Software, Hardware, Composite, Runtime semantics, Language syntax, AADL declarations, AADL classifiers, AADL system models and specifications

Case Study: Powerboat Autopilot System.

Module - 4 (Model Analysis)

Safety Analysis -Fault tree analysis, Minimal cutsets. Error Modeling in AADL-Error Model Libraries and Subclause Annotations, Error Types and Common Type Ontology, Error Sources and Their Impact, Component Error Behavior, Compositional Abstraction of Error Behavior, Use of Properties in Architecture Fault Models, Error modeling example.

Module - 5 (Code Generation)

Need for code generation, Categorization, Code Generation Techniques, Code Generation in AADL Model – Ocarina.

Text Books

1. Marco, Brambilla, Jordi Cabot, Manuel Wimmer, Model-Driven Software Engineering in Practice, 2/e, Synthesis Lectures on Software Engineering, 2017.
2. Christel Baier and Joost-Pieter Katoen, Principles of model checking, The MIT Press.
3. Thomas Stahl and Markus Volter, Model-Driven Software Development, Wiley, 2006.
4. David P. Gluch, Peter H. Feiler, Model-Based Engineering with AADL: An Introduction to the SAE Architecture Analysis & Design Language, Adison-Wesley, 2015.

References:

1. Automated software testing : <http://www2.latech.edu>
2. Peter H. Feiler, David P. Gluch, John J. Hudak. The Architecture Analysis & Design Language(AADL): An Introduction.
3. de Niz, Dionisio, Diagrams and Languages for Model-Based Software Engineering of EmbeddedSystems: UML and AADL
4. FAA System Safety Handbook, Chapter 8: Safety Analysis/Hazard Analysis Tasks
5. Enno Ruijters, Marielle Stoelinga, Fault tree analysis: A survey of the state-of-the-art in modeling, analysis and tools.
6. Larson, Brian & Hatcliff, John & Fowler, Kim & Delange, Julien. (2013). Illustrating the AADL error modeling annex (v.2) using a simple safety-critical medical device. ACM SIGAda Ada Letters. 33. 65-84. 10.1145/2527269.2527271.
7. Delange, Julien & Feiler, Peter & Hudak, John & Gluch, Dave. (2016). Architecture Fault Modeling and Analysis with the Error Model Annex, Version 2. 10.13140/RG.2.1.4224.7927.

Sample Course Level Assessment Questions**Course Outcome 1 (CO1):**

1. Justify the need of model based software development?
2. Explain the advantages of model based software development?

Course Outcome 2 (CO2):

1. Explain infrastructure of model driven architecture.
2. Describe about MDA modeling levels.

Course Outcome 3 (CO3):

1. Illustrate the basic components of an AADL Model.

2. Assume we have a system to regulate the fuel valve of a boiler by monitoring the steam flow and steam pressure. Identify the basic components of this system and design its AADL model.

Course Outcome 4 (CO4):

1. Suppose we have an isolette system which ensures the temperature is within a specified temperature range with following components:
 - i) temperature sensor - detects air temperature.
 - iii) heat source - supply hot air to maintain temperature.
 - iv) operator interface - specify target temperature range(lower desired temperature, upper desired temperature.)
 - iv) thermostat - takes as input an air temperature value from a temperature sensor and controls a heat source to produce an air temperature within a target range.

Model the error flows, error propagations, component error behaviour and error properties for the value error in the isolette system.

Course Outcome 5 (CO5):

1. Illustrate code generation from an AADL model.

Model Question Paper

QP CODE:

Reg No: _____

Name: _____

PAGES : 4

SEVENTH SEMESTER B.TECH DEGREE EXAMINATION, MONTH & YEAR

Course Code: CST443

Course Name: Model Based Software Development

Max. Marks : 100

Duration: 3 Hours

PART A

Answer All Questions. Each Question Carries 3 Marks

1. List any three advantages of automated software testing.
2. Specify the steps and their purpose in the model checking process.
3. Compare Analysis And Design Language (AADL) with Unified modeling language (UML).
4. Describe the design phase in the model based software development process.
5. Represent interface component with an out data port and an out event port in AADL.
a) textual b)graphical
6. Give the textual top level model of a powerboat autopilot system in AADL.
7. What is an error type? Mention any two pre-declared timing and value errors in AADL.
8. Define : (i) Fault Tree Analysis (ii) Minimal cutsets
9. Explain templates and filtering code generation technique.
10. How does automated code generation help to deal with faults in a software system?

(10x3=30)**Part B****(Answer any one question from each module. Each question carries 14 Marks)**

11. (a) Explain model based software development approach. **(12)**
- (b) Why is model based software development important? **(2)**

OR

12. (a) What are software faults? Mention any three software faults and its consequences. **(5)**
- (b) Explain two approaches for ensuring software reliability? **(9)**
 - (i) Model Checking
 - (ii) Automated Testing
13. (a) Illustrate model based software development process. **(8)**

- (b) Explain infrastructure of model driven architecture. (6)

OR

14. (a) What is AADL? Compare AADL and UML. (6)

- (b) Explain in detail about MDA modeling levels. (8)

15. (a) Illustrate the components of an AADL model. (12)

- (b) What is the AADL language syntax? (2)

OR

16. (a) Explain the following:

i) AADL classifiers

ii) AADL declarations (2)

(2)

- (b) Design an AADL model which controls the speed of a vehicle. Also describe the basic components of the designed model. (10)

17. (a) Illustrate how value error can be modelled using AADL in the isolette system. (10)

- (b) With a diagram explain error propagation, termination and transformation in AADL models. (4)

OR

18. (a) Illustrate error state machines in AADL using proper textual representations. (8)

- (b) Suppose we have a train door controller system with following components (6)

i) door_controller - ensures safe opening of the door.

ii) train_controller - sends train speed and transit status to the door_controller.

iii) alarm - triggered when an emergency occurs in other components.

Model the error flows, error propagations, component error behaviour and error properties for the value error in the component door_controller.

19. (a) Explain templates and meta model type code generation? (4)

- (b) Illustrate how the code can be generated from an AADL model. (10)

OR

20. (a) Describe any four code generation techniques. (10)

(b) Explain the advantages of automatic code generation. (4)

Teaching Plan

Sl No	Contents	Number of Lecture Hours (35)
Module 1 (Introduction) (7 Hours)		
1.1	Software faults	1
1.2	Introduction to Model Checking	1
1.3	Introduction to Automated Testing (Lecture 1)	1
1.4	Introduction to Automated Testing (Lecture 2)	1
1.5	Need for MBSD, MBSD Approach	1
1.6	Architecture centric model driven software development	1
1.7	AADL and architecture-centric model-based software systems	1
Module 2 (Model Based Software Development) (7 Hours)		
2.1	Model based software development process	1
2.2	Overview of MBSD methodology	1
2.3	Model Driven Architecture	1
2.4	MDA Definitions and Assumptions	1
2.5	The modeling levels	1
2.6	Introduction to AADL	1
2.7	Comparison of AADL with other modeling languages	1
Module 3 (Modeling using AADL) (7 Hours)		
3.1	Modeling in detail: AADL components	1
3.2	Modeling in detail: Developing a simple model	1

3.3	Modeling in detail: Define top level model with an example	1
3.4	AADL in detail: Explain AADL components, Language syntax	1
3.5	AADL declarations and classifiers	1
3.6	AADL system models and specifications	1
3.7	Case study: Power boat auto pilot system	1
	Module 4 (Model Analysis)(7 Hours)	
4.1	Introduction to safety analysis	1
4.2	Fault tree analysis, minimal cutsets	1
4.3	Error modeling with AADL - Error Model Libraries and Subclause Annotations	1
4.4	Error modeling with AADL - Error Types and Common Type Ontology,	1
4.5	Error modeling with AADL - Error Sources and Their Impact, Component Error Behavior	1
4.6	Error modelling with AADL - Compositional Abstraction of Error Behavior, Use of Properties in Architecture Fault Models	1
4.7	Illustrate isolette error model	1
	Module 5 (Code Generation) (7 Hours)	
5.1	Code generation and its advantages	1
5.2	Categorization	1
5.3	Code generation techniques - Templates + filtering, Template + metamodel, Frame processors	1
5.4	Code generation techniques - API-based generators, In-line generation, Code attributes	1
5.5	Code generation techniques - Code weaving Commonalities and Differences Between the Different Code generation Approaches	1
5.6	Code generation in AADL - Ocarina	1
5.7	Illustration of code generation using AADL model	1

CST463	WEB PROGRAMMING	CATEGORY	L	T	P	CREDIT	YEAR OF INTRODUCTION
		PEC	2	1	0	3	2020

Preamble: This course helps the learners to understand the web programming concepts. It includes the essential frontend and backend technologies needed for the development of web applications. The learners will have an opportunity to gain necessary web development skills such as HTML, CSS, JavaScript, PHP, MySQL integration, JSON and Laravel framework.





Prerequisite: Knowledge of Programming is required.

Course Outcomes: After the completion of the course the student will be able to

CO1	Use HyperText Markup Language (HTML) for authoring web pages and understand the fundamentals of WWW. (Cognitive Knowledge Level: Understand)
CO2	Construct and visually format responsive, interactive web pages using CSS and JavaScript (JS) (Cognitive Knowledge Level: Apply)
CO3	Construct websites using advanced sever side programming tool PHP (Cognitive Knowledge Level: Apply)
CO4	Develop dynamic web applications using PHP and perform MySQL database operations. (Cognitive Knowledge Level: Apply)
CO5	Explain the importance of object exchange formats using JSON and the MVC based web application development frameworks (Laravel) (Cognitive Knowledge Level: Understand)

Mapping of course outcomes with program outcomes

	PO 1	PO2	PO3	PO4	PO5	PO6	PO7	PO8	PO9	PO10	PO11	PO12
CO1												
CO2												
CO3												
CO4												

CO5												
-----	---	---	--	--	---	--	--	--	--	--	--	---

The COs and CO -PO map shall be considered as suggestive only

Abstract POs defined by National Board of Accreditation			
PO#	Broad PO	PO#	Broad PO
PO1	Engineering Knowledge	PO7	Environment and Sustainability
PO2	Problem Analysis	PO8	Ethics
PO3	Design/Development of solutions	PO9	Individual and team work
PO4	Conduct investigations of complex problems	PO10	Communication
PO5	Modern tool usage	PO11	Project Management and Finance
PO6	The Engineer and Society	PO12	Life long learning

Assessment Pattern

Bloom's Category	Continuous Assessment Tests		End Semester Examination Marks (%)
	Test 1 (%)	Test 2 (%)	
Remember	20	20	20
Understand	40	40	40
Apply	40	40	40
Analyze			
Evaluate			
Create			

Mark Distribution

Total Marks	CIE Marks	ESE Marks	ESE Duration
150	50	100	3

Continuous Internal Evaluation Pattern:

Attendance	10 marks
Continuous Assessment Tests (Average of Internal Tests 1 & 2)	25 marks
Continuous Assessment Assignment	15 marks

Internal Examination Pattern

Each of the two internal examinations has to be conducted out of 50 marks.

First series test shall be preferably conducted after completing the first half of the syllabus and the second series test shall be preferably conducted after completing the remaining part of the syllabus. There will be two parts: Part A and Part B. Part A contains 5 questions (preferably, 2 questions each from the completed modules and 1 question from the partly completed module), having 3 marks for each question adding up to 15 marks for part A. Students should answer all questions from Part A. Part B contains 7 questions (preferably, 3 questions each from the completed modules and 1 question from the partly completed module), each with 7 marks. Out of the 7 questions, a student should answer any 5.

End Semester Examination Pattern:

There will be two parts; Part A and Part B. Part A contains 10 questions with 2 questions from each module, having 3 marks for each question. Students should answer all questions. Part B contains 2 full questions from each module of which student should answer any one. Each question can have a maximum of 2 subdivisions and carries 14 marks.

Syllabus**Module – 1 (WWW, HTML)**

Introduction to the Internet & WWW: Evolution of Internet & World Wide Web- Web Basics, URI's & URL-MIME.

Introduction to HTML5: Structuring & editing an HTML5 document, Fundamentals of HTML - Headings-Hyper Links- Images - Special Characters & Horizontal Rules-Lists- Tables -Forms - Internal Linking- Meta Elements-HTML5 Form input types -Input and Data List Elements and autocomplete attribute- Page Structure Elements -Multimedia-HTML5 Audio & video elements..

Module -2 (CSS, JavaScript)

Introduction to Stylesheets : Introduction to CSS-Basic syntax and structure-Inline Styles, Embedded Style Sheets, Conflict Resolution, Linking External Style Sheets-Exploring CSS Selectors-Properties, values, Positioning Elements: Absolute Positioning, Relative Positioning -

Backgrounds-List Styles-Element Dimensions- Table Layouts-Box Model and Text Flow-div and span -Basics of Responsive CSS, Media port & Media Queries.

Introduction to JavaScript : Introduction to Scripting- Programming fundamentals of JavaScript -Obtaining User Input with prompt Dialogs-Arithmetic-Decision Making -Control Statements - Functions -Arrays -Objects -Document Object Model (DOM) -Form processing

Module- 3 (PHP Basics)

PHP Language Structure: Introduction- Building blocks of PHP-Variables, Data Types -simple PHP program-Converting between Data Types- Operators and Expressions -Flow Control functions - Control statements- Working with Functions- Initialising and Manipulating Arrays-- Objects- String Comparisons-String processing with Regular Expression

Module -4 (PHP- MySQL, JSON)

Advanced PHP: Form processing and Business Logic-Cookies- Sessions & MySQL Integration-Connecting to MySQL with PHP- Performing CREATE, DELETE, INSERT, SELECT and UPDATE operations on MySQL table -Working with MySQL data-Reading from Database-Dynamic Content.

Module- 5 (JSON, Laravel)

JSON Data Interchange Format: Syntax, Data Types, Object, JSON Schema, Manipulating JSON data with PHP

Web Development Frameworks: Laravel Overview-Features of Laravel-Setting up a Laravel Development Environment-Application structure of Laravel-Routing -Middleware-Controllers-Route Model Binding-Views-Redirections-Request and Responses.

Text Books

- 1 Paul J. Deitel, Harvey M. Deitel, Abbey Deitel, Internet & World Wide Web How to Program 5th Edition [**Module 1,2,3,4**]
2. Lindsay Bassett, Introduction to JavaScript Object Notation: A To-the-Point Guide to JSON 1st Edition, O'Reilly [**Module 5**]
3. Julie C. Meloni, Pearson -PHP, MySQL & JavaScript All in One, Sams Teach Yourself,5th Ed [**Module 4**]
4. Matt Stauffer," LARAVEL up and Running, A framework for building modern PHP apps"1st Edition, O'REILLY [**Module 5**]

Reference Books

1. Robert W Sebesta, Programming the World Wide Web, 7/e, Pearson Education Inc,8th Edition
2. Larry Ullman, Pearson- PHP 6 and MySQL 5 for Dynamic Web Sites: Visual QuickPro Guide
3. Eric van der Vlist, Danny Ayers, Erik Bruchez, Joe Fawcett, Alessandro Vernet", Wrox- Professional Web 2.0 Programming, Wiley-India edition
4. Web Technologies Black Book 2018(As per Mumbai University Syllabus) HTML, CSS3, JavaScript, iQuery, AJAX,PHP,XML,MVC and Laravel DT Editorial Services (ISBN: 9789386052490)

Course Level Assessment Questions**Course Outcome 1 (CO1):**

1. Construct a valid HTML document for your personal Profile registration page for a Job Site www.123Jobs.com. Add relevant HTML elements in a table, to accept a minimum of 10 different fields which includes your name, address, phone, email address, your picture, your college; your branch, fields for your personal history (Minimum 3 fields), favourite theory and practical subjects (Checkbox), Username, Password(password)
2. What is MIME? Give the expansion of MIME. List four examples for MIME types. State the reason why MIME type specification is necessary in a request-response transaction between a browser and server.
3. What is codec? Recognize the role of controls attribute in <video> & <audio> tag in HTML. Use the COVID vaccination promotional video 'MySafety.mp4' in a web page with suitable HTML code, 'autoplay' option enabled and displayed in a standard dimension 750 X500.

Course Outcome 2 (CO2):

1. Organize a sample web page for the event 'Raagam2021' at your campus and use embedded Style sheets to apply a minimum 5 styles. State the Style Specification format of embedded style sheets.
2. Write CSS style rules to implement the following in a web page:
 - a. to display the content of hyperlinks with yellow background color and in italics
 - b. to display the contents of unordered lists in bold and in Arial font
 - c. to display a background image titled "birds.jpg" with no tiling.
3. Write the code for an HTML document with embedded JavaScript scripts, which initially displays a paragraph with text "Welcome" and a button titled "Click". When the button is clicked, the message "Hello from JavaScript" in bold should replace the paragraph text

Course Outcome 3 (CO3):

1. Write a PHP program to store the name and roll no of 10 students in an Associative Array and Use foreach loop to process the array and Perform asort, rsort and ksort in the array. Illustrate with suitable output data
2. Design an HTML page which enters a given number, write a PHP program to display a message indicating, whether the number is odd or even, when clicking on the submit button.
3. Write a PHP program to compute the sum of the positive integers up to 100 using do while.

Course Outcome 4 (CO4):

1. Write a PHP form handling program to verify the user authentication credentials of a web page using MySQL connection and store the userid value as a Session variable if the userid is valid.
2. Create a valid HTML document for yourself, including your name, address, and email address. Also add your college; your major and the course. Perform form handling in PHP and process the output using POST method.
3. Write an embedded PHP script which displays the factorial of all numbers from 1 to 10 in a table in the web page. The factorial should be calculated and returned from a function. The table headings should be "Number" and "Factorial"

Course Outcome 5 (CO5):

1. What is Route Model Binding in Laravel? Which types of route model binding are supported in Laravel?
2. Explain how laravel performs route handling using routes calling controller methods?
3. List the data types used in JSON? Explain the use of parse () and stringify() functions in JSON with examples.

Model Question Paper

QP CODE:

Reg No: _____

Name: _____

PAGES : 4

SEVENTH SEMESTER B.TECH DEGREE EXAMINATION, MONTH & YEAR

Course Code: CST463

Course Name: Web Programming

Max. Marks : 100

Duration: 3 Hours

PART A

Answer All Questions. Each Question Carries 3 Marks

1. Define WWW. List any two examples of web server & web browser. Differentiate between URL and a domain?
2. Write the syntax of the URL? Rewrite the default URL of your university website by adding a subdomain named 'Research' and a web page named 'FAQ.html'. Also link this URL through the logo of 'kturesearch.png' placed in a web page. The FAQ page should be opened in a new window.
3. Illustrate the implementation of a JavaScript function greeting () using external .js file, to display a welcome message, when you click on a Button in an HTML page.
4. What are different ways of adjusting spacing in a text with suitable example.
5. Discuss the various CSS style sheet levels with suitable examples. How are conflicts resolved when multiple style rules apply to a single web page element?
6. Describe how input from an HTML form is retrieved in a PHP program, with an example
7. Write a PHP program to check whether a number is prime number or not.
8. Discuss the various steps for establishing PHP-MySQL connection with a MySQL

database ?

9. Describe the schema of a document implemented in JSON with suitable examples
10. Explain the role of Resource controllers in Laravel.

(10x3=30)

Part B

(Answer any one question from each module. Each question carries 14 Marks)

11. (a) Design a webpage that displays the following table.

(6)

Food Item	Recommended Intake			
	age<15		age>15	
	gm	Kcal	gm	Kcal
Cerials	1000	2000	750	1760
NonCerials	450	800	350	600

- (b) What is the difference between radio buttons and checkboxes when implemented using HTML? Write HTML code to implement a form which has the following elements:

(8)

- A textbox which can accept a maximum of 25 characters
- Three radio buttons with valid Label, Names and values
- Three check boxes buttons with valid Label, Names and values
- A selection list containing four items, two which are always visible
- A submit button clicking on which will prompt the browser to send the form data to the server "http://www..mysite.com/reg.php" using "POST" method and reset button to clear its contents. You can use any text of your choice to label the form elements.

OR

12. (a) Write the equivalent HTML code to implement the following in a web page:

(6)

(i) An image titled "birds.jpg" with a height of 100 pixels and width of 200 pixels. If the image cannot be accessed, a message "No image available" should be displayed (ii) A hyperlink to the URL "www.mysite.com/birds.jpg". The hyperlink should have the label "Click Here".

- (b) Create a static HTML document for your portfolio, which includes the following contents: your name, address, Mobile Number and email address. Also add the details about your college, university, your major and the batch

(8)

of study. Include a picture of yourself and at least one other image (friend/pet/role model) to the document with a short description about that. Add three paragraphs about your personal history, with links to your social media profile. Also create an ordered list for describing your Skill Set & an unordered list showing your Strengths & Weaknesses.

13. (a) Illustrate the usage of JavaScript DOM in event handling and explain any three methods with example. (8)
- (b) Write CSS and the corresponding HTML code for the following: (6)
- i. Set the background color for the hover and active link states to "green"
 - ii. Set the list style for unordered lists to "square".
 - iii. Set "Flower.png" as the background image of the page and set 3% margin for the pages
 - iv. Set dashed border for left and right and double border for top & bottom of a table with 2 rows.

OR

14. (a) List the order of precedence of style levels. Organize a sample web page for providing 'KU BTech Honours Regulation 20' for KU and use embedded Style sheet to apply minimum 5 styles for list, tables and pages. (6)
- (b) Illustrate the different ways of Array declaration in JavaScript. Describe the function of the following JavaScript Array object methods with examples. (8)
- (i) join (ii) slice
15. (a) Explain any six string handling functions used in PHP with example. (6)
- (b) How does a PHP array differ from an array in C? List the different ways to create an array in PHP with an example. Explain any 4 functions that deals with PHP array. (8)

OR

16. (a) During the process of fetching a web page from a web server to a client browser, at what point does an embedded PHP script get executed. What are the two modes that the PHP processor operates in? Explain (6)
- (b) Why is PHP considered to be dynamically typed? Distinguish between (8)

implode and explode function in PHP with suitable examples.

17. (a) Write equivalent PHP statements corresponding to the following: **(8)**
- i. Declare an associative array named “ages” to store the key-value pairs (“Alice”, 30), (“Bob”, 30), (“Harry”, 35), (“Mary”, 32).
 - ii. Modify the value associated with the key “Mary” to 28.
 - iii. Sort the array according to values maintaining the key-value relationships and print the sorted key-value pairs.
 - iv. The entry identified by the key “Bob”
- (b) What are the uses of cookies in web pages? Describe syntax for setting cookies in PHP. How can you access and delete the cookie using setcookie() function? **(6)**

OR

18. (a) Write a PHP form handling program to perform the user registration of any website with a minimum of 5 different fields and insert the data into a MySQL table after establishing necessary connections with the DB, **(8)**
- (b) Design the HTML page which enters a given number and embed the PHP code to display a message indicating, whether the number is odd or even, when clicking on the ‘CHECK NUMBER’ button. **(6)**
19. (a) With a neat diagram, explain about Laravel MVC Framework. **(6)**
- (b) Discuss in detail about Laravel’s Routing mechanisms. **(8)**

OR

20. (a) Enumerate the data types in JSON. Illustrate the document definition of a ‘Student document’ using JSON Schema. **(8)**
- (b) Discuss the following in Laravel Views **(6)**
- i. Creating & Rendering Views
 - ii. Passing Data to Views
 - iii. Sharing Data with All Views

Teaching Plan

No	Contents	No of Lecture Hrs (35 hrs)
Module 1 (7 hours)		
Introduction to Internet and WWW		
1.1	Evolution of Internet & World Wide Web- Web Basics URI's & URL -MIME [Book 1 - Chapter 1]	1
Introduction to HTML5		
1.2	Structuring & editing an HTML5 document- Fundamentals of HTML, Headings- Images [Book 1 - Chapter 2]	1
1.3	Hyper Links, Internal Linking- Lists [Book 1 - Chapter 2]	1
1.4	Special Characters & Horizontal Rules- meta Elements- div and span [Book 1 - Chapter 2]	1
1.5	Tables- Forms [Book 1 - Chapter 2]	1
1.6	HTML5 Form input types, input and data list Elements and autocompleate attributes-Page Structure Elements [Book 1 - Chapter 3]	1
1.7	Multimedia-HTML5 Audio & video elements [Book 1 - Chapter 9]	1
Module 2 (10 hours)		
Introduction to Cascading Style Sheets(CSS)		
2.1	Introduction to CSS3-Basic syntax and structure-Inline Styles [Book 1 - Chapter 4]	1
2.2	Embedded Style Sheets-Linking External Style Sheets [Book 1 - Chapter 4]	1
2.3	Exploring CSS Selectors-Properties-values [Book 1 - Chapter 4]	1
2.4	Positioning Elements: Absolute Positioning- Relative Positioning -Backgrounds- List Styles- Table Layouts [Book 1 - Chapter 4]	1

2.5	Box Model and Text Flow, Basics of Responsive CSS-Media port & Media Queries [Book 1 - Chapter 4]	1
Introduction to JavaScript		
2.6	Introduction to Scripting- Programming fundamentals of JavaScript -Obtaining User Input with prompt Dialogs [Book 1 - Chapter 6]	1
2.7	Arithmetic-Decision Making [Book 1 - Chapter 6]	1
2.8	Control Statements [Book 1 - Chapter 7]- Functions [Book 1 - Chapter 9]	1
2.9	Arrays [Book 1 - Chapter 10] - Objects [Book 1 - Chapter 11]	1
2.10	Document Object Model (DOM)- Form processing [Book 1 - Chapter 12,13]	1
Module 3 (6 hours)		
Introduction to PHP		
3.1	Building blocks of PHP-Variables, Data Types simple PHP program [Book 3- Chapters 4]	1
3.2	Converting between Data Types, Operators and Expressions -Flow Control functions [Book 1- Chapters 19]	1
3.3	Control Statements -Working with Functions [Book 3- Chapters 6]	1
3.4	Initialising and Manipulating Arrays- Objects [Book 1- Chapters 19]	1
3.5	Working with Strings-String processing with Regular expression, Pattern Matching [Book 1- Chapters 19]	1
3.6	Form processing and Business Logic [Book 1- Chapters 19]	1
Module 4 (6 hours)		
PHP -MYSQL		
4.1	Cookies- Sessions [Book 1- Chapters 19]	1
4.2	PHP& MySQL Integration-Connecting to MySQL with PHP . [Book 4- Chapters 18]	1

4.3	Working with MySQL data [Book 4- Chapters 18]	1
4.4	Performing CREATE, DELETE, INSERT operations on MySQL table from PHP Program. [Book 4- Chapters 16]	1
4.5	Performing SELECT and UPDATE operations on MySQL table from PHP Program. [Book 4- Chapters 16]	1
4.6	Building Dynamic Content in PHP application [Book1- Chapter19]	1
Module 5 (6 hours)		
JSON		
5.1	JSON Data Interchange Format -Syntax, Data Types, Object [Book 2 - Chapters 1-2]	1
5.2	JSON Schema, Manipulating JSON data with PHP [Book 2 - Chapter 3,4]	1
LARAVEL		
5.3	Laravel Overview- Design Pattern- Laravel Features [Book 4- Chapters 1] Setting up a Laravel Development Environment-Application structure of Laravel [Book 4- Chapters 2]	1
5.4	Laravel Basics Routing -middleware - Controllers [Book 4- Chapters 3]	1
5.5	Route Model Binding-Views-Redirections [Book 4- Chapters 3]	1
5.6	Blade Templating -echoing data, control structures [Book 4- Chapters 4]	1

CST473	NATURAL LANGUAGE PROCESSING	CATEGORY	L	T	P	CREDIT	YEAR OF INTRODUCTION
		PEC	2	1	0	3	2020

Preamble: This course enables the learners to understand the concepts of Natural Language Processing. The course covers basic pre-processing steps, language models, text classification using machine learning algorithms, information and relation extraction methods, Information Retrieval, Question Answer Systems and Machine Translation models. This course enables the students to apply techniques and methods to solve challenging real-world problems in NLP.

Prerequisite: Nil.

Course Outcomes: After the completion of the course the student will be able to

CO1	Summarize basic concepts and learning methods for NLP (Cognitive Knowledge Level: Understand)
CO2	Demonstrate the relevance of pre-processing methods on text data(Cognitive Knowledge Level: Apply)
CO3	Compare different language modelling techniques(Cognitive Knowledge Level: Apply)
CO4	Make use of NLP techniques in Text Classification and Information Retrieval(Cognitive Knowledge Level: Apply)
CO5	Explain Information Extraction, Relation Detection, QA Systems and Machine Translation(Cognitive Knowledge Level: Understand)

Mapping of course outcomes with program outcomes

	PO1	PO2	PO3	PO4	PO5	PO6	PO7	PO8	PO9	PO10	PO11	PO12
CO1												
CO2												
CO3												
CO4												
CO5												

The COs and CO -PO map shall be considered as suggestive only

Abstract POs defined by National Board of Accreditation			
PO#	Broad PO	PO#	Broad PO
PO1	Engineering Knowledge	PO7	Environment and Sustainability
PO2	Problem Analysis	PO8	Ethics
PO3	Design/Development of solutions	PO9	Individual and team work
PO4	Conduct investigations of complex problems	PO10	Communication
PO5	Modern tool usage	PO11	Project Management and Finance
PO6	The Engineer and Society	PO12	Life long learning

Assessment Pattern

Bloom's Category	Continuous Assessment Tests		End Semester Examination Marks (%)
	Test 1 (%)	Test 2 (%)	
Remember	30	30	30
Understand	40	40	40
Apply	30	30	30
Analyze			
Evaluate			
Create			

Mark Distribution

Total Marks	CIE Marks	ESE Marks	ESE Duration
150	50	100	3

Continuous Internal Evaluation Pattern:

Attendance	10 marks
Continuous Assessment Tests (Average of Internal Tests 1 & 2)	25 marks
Continuous Assessment Assignment	15 marks

Internal Examination Pattern

Each of the two internal examinations has to be conducted out of 50 marks. First series test shall be preferably conducted after completing the first half of the syllabus and the second series test shall be preferably conducted after completing remaining part of the syllabus. There will be two parts: Part A and Part B. Part A contains 5 questions (preferably, 2 questions each from the completed modules and 1 question from the partly completed module), having 3 marks for each question adding up to 15 marks for part A. Students should answer all questions from Part A. Part B contains 7 questions (preferably, 3 questions each from the completed modules and 1 question from the partly completed module), each with 7 marks. Out of the 7 questions, a student should answer any 5.

End Semester Examination Pattern:

There will be two parts; Part A and Part B. Part A contains 10 questions with 2 questions from each module, having 3 marks for each question. Students should answer all questions. Part B contains 2 full questions from each module of which student should answer any one. Each question can have maximum 2 sub-divisions and carries 14 marks.

Syllabus**Module – 1 (Introduction to NLP)**

NLP Tasks and Applications, Language-Building Blocks, Challenges of NLP, Machine Learning for NLP – Naïve Bayes Classifier, Logistic Regression, Support Vector Machines, Approaches to NLP-- Heuristics-Based NLP, Machine Learning-based NLP.

Module – 2 (Pre-processing and Representation Models)

NLP System Pipeline--Steps--Data Acquisition, Text Extraction and Clean-up, Pre-processing, Feature Engineering, Modelling, Evaluation, Post-Modelling Phases

Text Representation--Vector Space Models--Basic Vectorization Approaches--One-Hot Encoding, Bag of Words, Bag of N-Grams TF-IDF; Distributed Representations-- Word Embeddings, Doc2Vec.

Module - 3 (Classification and Information Extraction)

Text Classification--Text classification applications – Pipeline for building text classification systems, Naïve Bayes for Sentiment Classification – Naïve Bayes Classifier Training – Optimizing for Sentiment Analysis, Logistic Regression, Support Vector Machine for Text Classification

Information Extraction(IE)—IE Applications – The General Pipeline for IE - Named Entity Recognition(NER), Ambiguity in Named Entity Recognition – NER as Sequence Labeling – Evaluation of NER.

Module - 4 (Relation Detection and Information Retrieval)

Relation Detection and Classification – Supervised Learning Approaches to Relation Analysis – Lightly Supervised Approaches to Relation Analysis – Evaluation of Relation Analysis systems
Information Retrieval – Term weighting and document scoring – Inverted Index – Evaluation of Information Retrieval Systems.

Module - 5 (QA Systems and Machine Translation)

Question-Answering Systems – Factoid Question Answering – Question Processing – Passage Retrieval – Answer Processing – Evaluation of Factoid Answers

Machine Translation – Why Machine Translation is Hard – Classical Machine Translation – Direct Translation – Transfer – Statistical Machine Translation- The Phrase based Translation model – Alignment in MT – Training Alignment Models – Symmetrizing Alignments for Phrase-based MT – Decoding for Phrase-based Statistical MT

Text Books

1. Daniel Jurafsky, James H. Martin , “Speech and Language Processing”(2nd and 3rd editions), Pearson Prentice Hall
2. Sowmya Vajjala, Bodhisattwa Majumder, Anuj Gupta, Harshit Surana,” Practical Natural Language Processing: A Comprehensive Guide to Building Real-World NLP Systems “ June 2020 Publisher(s): O'Reilly Media, Inc. ISBN: 9781492054054.

Reference Books

1. James Allen, “Natural Language Understanding”, Second Edn , Pearson.
2. Christopher Manning and Hinrich Schutze, Statistical Natural Language Processing, MIT Press.

Course Level Assessment Questions

Course Outcome1 (CO1):

1. Explain the fundamental tasks that make up an NLP system.
2. Why is NLP considered a challenging problem domain?
3. The following table shows data about the profile of customers and whether they purchase computers or not. Given this data, use Naïve Bayes Classifier to classify the customer X (*age = youth, income = medium, student = yes, credit rating = fair*)

<i>RID</i>	<i>age</i>	<i>income</i>	<i>student</i>	<i>credit_rating</i>	<i>Class: buys_computer</i>
1	youth	high	no	fair	no
2	youth	high	no	excellent	no
3	middle_aged	high	no	fair	yes
4	senior	medium	no	fair	yes
5	senior	low	yes	fair	yes
6	senior	low	yes	excellent	no
7	middle_aged	low	yes	excellent	yes
8	youth	medium	no	fair	no
9	youth	low	yes	fair	yes
10	senior	medium	yes	fair	yes
11	youth	medium	yes	excellent	yes
12	middle_aged	medium	no	excellent	yes
13	middle_aged	high	yes	fair	yes
14	senior	medium	no	excellent	no

4. Illustrate how linearly inseparable data can be made linearly separable by suitable mapping using kernel functions.

Course Outcome 2(CO2):

1. Mention two issues associated with sentence segmentation.
2. Show how is lemmatization done using Python Library.
3. Given a dataset of tweets, prepare the data for sentiment analysis by doing the following operations: conversion to lower casing, removal of punctuations, removal of stop-words, stemming, lemmatization, removal of emojis and removal of URLs. (Assignment Question)

Course Outcome 3(CO3):

1. Compare Bag-of-Words model and Bag-of-n-gram model.
2. Illustrate how TF-IDF model is used to represent text. Mention the advantage of TF-IDF over other models.
3. A corpus of data is given below :

D1 Dog bites man.
 D2 Man bites dog.
 D3 Dog eats meat.
 D4 Man eats food.

Use one hot-encoding and Bag-of-words models to represent “dog bites man”.

Using the toy corpus given above, represent the sentence “Dog and Man eat meat” with TF-IDF model. Use python code for implementation. (Assignment Question)

Course Outcome 4(CO4): .

1. Given the following data about documents and contents, use tf-idf document scoring method to retrieve the document for the query “best game”

Doc 1	The game was so exciting. The players excelled in every department of the game.
Doc 2	It was an excellent game.
Doc 3	The game was not good. The moves were boring

2. A corpus of data is available from a social media platform that represents review of books. How can Naïve Bayes Classifier be used for sentiment analysis of the reviews? What changes can be made to this classifier to make it tuned for sentiment analysis.
3. Use python library to implement sentiment analysis of review of a book, given a toy corpus data set given below. (Assignment Question)

Document	Category
just plain boring	Negative
entirely predictable and lacks energy	Negative
no surprises and very few laughs	Negative
very powerful book	Positive
the best book of the summer	Positive

Course Outcome 5(CO5):

1. Explain lightly supervised approaches to relational analysis.
2. Explain a statistical algorithm for word alignment in Machine Translation.

Model Question Paper

QP CODE:

Reg No: _____

Name: _____

PAGES : 4

SEVENTH SEMESTER B.TECH DEGREE EXAMINATION, MONTH & YEAR

Course Code: CST473

Course Name: Natural Language Processing

Max. Marks : 100

Duration: 3 Hours

PART A

Answer All Questions. Each Question Carries 3 Marks

1. Differentiate information extraction and information retrieval.
2. State Bayes' Theorem.
3. List three preprocessing steps that are necessary for an HTML file.
4. Differentiate CBOW and Skipgram models
5. Explain the role of support vectors in SVM Classification.
6. Explain challenges in Name Entity Recognition.
7. How is a Relational Analysis System evaluated?
8. Explain the need for an inverted index in an information retrieval system. Are there any more efficient data structures that serve the same purpose.
9. How do you extract answers to DEFINITION questions?
10. What are the components that make up a noisy channel model of statistical Machine Translation?

(10x3=30)

Part B**(Answer any one question from each module. Each question carries 14 Marks)**

11. (a) How is classification done by SVM on linearly separable data? (8)
- (b) What is a kernel function? What is the need for a kernel function? Can a kernel function be replaced by an ordinary mapping function? (4)
- (c) Explain Heuristic-based NLP. (2)

OR

12. (a) Illustrate the steps involved in classification in Naïve Bayes Classifier. (8)
- (b) Explain the fundamental tasks that make up an NLP system. (6)
13. (a) Supposing that a set of social media posts' dataset is available to do sentiment analysis. What pre-processing steps need to be done in order to use the data for generating a language model? Illustrate. (8)
- (b) Illustrate Bag-of-ngrams model with an example. (6)

OR

14. (a) Explain the concept of word embeddings as a model for text representation. (6)
- (b) Compare word embeddings model with vectorization approaches. (4)
- (c) Explain the concept of feature engineering in NLP Systems. (4)
15. (a) 1. Given the following data about movie review and its classification, classify "predictable with no fun" to one of the classes using Naïve Bayes Classifier. (10)

Document	Category
just plain boring	Negative
entirely predictable and lacks energy	Negative
no surprises and very few laughs	Negative
very powerful	Positive
the most fun film of the summer	Positive

- (b) Explain challenges in Name Entity Recognition. (4)

OR

16. (a) Explain Logistic Regression for Text Classification. (6)
- (b) Explain Name Entity Recognition using Sequence Labeling. (8)
17. (a) Explain supervised approach to relation analysis. What are its limitations? (10)
- (b) How is term selection done for indexing? (4)

OR

18. (a) Given the following data about documents and contents, use tf-idf document scoring method to retrieve the document for the query “sweet love”. (10)

Doc 1	Sweet sweet nurse! Love
Doc 2	Sweet sorrow
Doc 3	How sweet is love?
Doc 4	Nurse!

- (b) Explain the approaches to evaluate a relation analysis system. (4)
19. (a) Explain the phases of a factoid question-answering system. (8)
- (b) Give an algorithm for word alignment in Machine Translation. (6)

OR

20. (a) How is decoding done in a Phrase-based Statistical Machine Translation System? (10)
- (b) Explain the concept of Mean Reciprocal Rank. (4)

Teaching Plan

No	Contents	No of Lecture Hrs: 35
Module 1 : Introduction to NLP (7 hours)		
1.1	Introduction to NLP – Tasks and Applications	1
1.2	Language – Building Blocks, Challenges of NLP	1
1.3	Approaches to NLP - Heuristics-Based NLP, Machine Learning for NLP	1
1.4	Machine Learning for NLP – Naïve Bayes Classifier	1
1.5	Logistic Regression	1
1.6	Support Vector Machines – Linearly Separable Data	1
1.7	Support Vector Machines – Linearly Inseparable Data	1
Module 2 : Pre-processing and Representation Models(7 hours)		
2.1	NLP System Pipeline – Stages – Overview, Data Acquisition	1
2.2	NLP System Pipeline – Text Extraction and Cleanup	1
2.3	NLP System Pipeline – Preprocessing - Sentence segmentation, Word tokenization, Stemming and lemmatization	1
2.4	Feature Engineering, Model Building, Evaluation – Metrics, Post-modeling phase	1
2.5	Text Representation – Vector Space Model, Vectorization Approaches – One hot encoding, Bag of words	1
2.6	Bag of n-grams, TF-IDF	1
2.7	Word Embeddings – Word2Vec- CBOW, SkipGram models	1
Module 3: Classification and Information Extraction(7 hours)		
3.1	Text Classification--Text classification applications – Pipeline for building text classification systems	1
3.2	Sentiment Analysis using Naïve Bayes Classifier	1
3.3	Case Studies for Text Classification using Logistic Regression and	1

	Support Vector Machines	
3.4	Information Extraction (IE) and Applications, IE Tasks and the IE Pipeline	1
3.5	Named Entity Recognition (NER) – Ambiguity in NER	1
3.6	NER as Sequence Labeling	1
3.7	Evaluation of NER, Practical NER Systems	1
Module 4 : Relation Detection and Information Retrieval(5 hours)		
4.1	Relation Detection and Classification – Supervised Learning Approaches to Relation Analysis	1
4.2	Relation Detection and Classification – Lightly Supervised Approaches to Relation Analysis	1
4.3	Relation Detection and Classification -Evaluation of Relation Analysis systems	1
4.4	Information Retrieval – Term weighting and document scoring	1
4.5	Inverted Index, Evaluation of Information-Retrieval Systems	1
Module 5 : QA Systems and Machine Translation (9 hours)		
5.1	Question-Answering Systems – Factoid Question Answering, Question Processing	1
5.2	Passage Retrieval	1
5.3	Answer Processing, Evaluation of Factoid Answers	1
5.4	Machine Translation – Why Machine Translation is Hard	1
5.5	Classical Machine Translation	1
5.6	Statistical Machine Translation	1
5.7	The Phrase based Translation model	1
5.8	Alignment in Machine Translation	1
5.9	Decoding for Phrase-based Statistical MT	1

SEMESTER VII

OPEN ELECTIVE

CST415	INTRODUCTION TO MOBILE COMPUTING	CATEGORY	L	T	P	CREDIT	YEAR OF INTRODUCTION
		OEC	2	1	0	3	2020
























Preamble: The purpose of this course is to prepare learners to understand the functionalities and design considerations of mobile computing. The course content is designed to cover the mobile computing architecture, features of different communication systems and major elements of mobile security and next generation computer systems. This course enables the learners to acquire advanced concepts on mobile and ad-hoc networks.

Prerequisite: A good knowledge of data communication and computer networks.

Course Outcomes: After the completion of the course the student will be able to

CO#	Course Outcomes
CO1	Describe the mobile computing applications, services, design considerations and architectures(Cognitive knowledge: Understand)
CO2	Identify the technology trends for cellular wireless networks(Cognitive knowledge:Understand)
CO3	Summarize the Short Messaging Service and General Packet Radio Service (Cognitive knowledge: Understand)
CO4	Outline the LAN technologies used in mobile communication (Cognitive knowledge: Understand)
CO5	Describe the security protocols and apply suitable security algorithm to secure the communication (Cognitive knowledge: Apply)
CO6	Explain the fundamental concepts of next generation mobile networks(Cognitive knowledge: Understand)

Mapping of course outcomes with program outcomes

	PO1	PO2	PO3	PO4	PO5	PO6	PO7	PO8	PO9	PO10	PO11	PO12
CO1												
CO2												
CO3												
CO4												
CO5												
CO6												

The COs and CO -PO map shall be considered as suggestive only

Abstract POs defined by National Board of Accreditation			
PO#	Broad PO	PO#	Broad PO
PO1	Engineering Knowledge	PO7	Environment and Sustainability
PO2	Problem Analysis	PO8	Ethics
PO3	Design/Development of solutions	PO9	Individual and team work
PO4	Conduct investigations of complex problems	PO10	Communication
PO5	Modern tool usage	PO11	Project Management and Finance
PO6	The Engineer and Society	PO12	Life long learning

Assessment Pattern

Bloom's Category	Continuous Assessment Tests		End Semester Examination (%)
	Test 1 (%)	Test 2 (%)	
Remember	30	30	30
Understand	50	50	50
Apply	20	20	20
Analyse			
Evaluate			

Create			
--------	--	--	--

Mark Distribution

Total Marks	CIE Marks	ESE Marks	ESE Duration
150	50	100	3

Continuous Internal Evaluation Pattern:

Attendance : **10 marks**

Continuous Assessment Test : **25 marks**

Continuous Assessment Assignment : **15 marks**

Internal Examination Pattern:

Each of the two internal examinations shall be conducted for 50 marks. First series test shall be conducted preferably after completing the first half of the syllabus and the second series test shall be conducted preferably after completing the remaining part of the syllabus. There shall be two parts for the question paper: Part A and Part B. Part A shall contain five questions (preferably, two questions each from the fully completed modules and one question from the partly covered module), having three marks for each question adding up to 15 marks for part A. A student is expected to answer all questions from Part A. Part B shall contain seven questions (preferably, three questions each from the fully completed modules and one question from the partially completed module), each having seven marks. Out of the seven questions, a student is expected to answer any five.

End Semester Examination Pattern:

There shall be two parts; Part A and Part B. Part A shall contain 10 questions with 2 questions from each module, having 3 marks for each question. A student is expected to answer all questions from Part A. Part B shall contain 2 questions from each module, out of which a student is expected to answer any one. Each question shall have a maximum of two subdivisions and shall carry 14 marks.

Syllabus

Module-1 (Mobile Computing Architecture)

Introduction to mobile computing – Functions, Devices, Middleware and gateways, Applications and services, Limitations. Mobile computing architecture – Internet: The ubiquitous network, Three-tier architecture, Design considerations for mobile computing.

Module-2 (Communication Systems)

Mobile computing through telephony - Evolution of telephony, Multiple access procedures - Frequency Division Multiple Access (FDMA), Time Division Multiple Access (TDMA), Code Division Multiple Access (CDMA), Space Division Multiple Access (SDMA). Satellite communication systems – Basics, Applications, Geostationary Earth Orbit (GEO), Low Earth Orbit (LEO), Medium Earth Orbit (MEO), Satellite phones. Mobile computing through telephone – Interactive Voice Response (IVR) architecture, Overview of voice software, Developing an IVR application. Global System for Mobile Communication (GSM) - Introduction, Architecture, Entities, Call routing, Mobility management, Frequency allocation, Authentication and security.

Module-3 (Short Messaging Service and General Packet Radio Service)

Short Message Service (SMS) – Strengths, Architecture, Value added services, Accessing the SMS bearer. General Packet Radio Service (GPRS) – Architecture, Network operations, Data services, Applications, Limitations, Billing and charging.

Module-4 (Wireless Local Area Networks)

Wireless Local Area Network (WLAN) - Advantages, Evolution, Applications, Architecture, Mobility, Security, Deploying WLAN. Wireless Local Loop (WLL) – Architecture. High Performance Radio Local Area Network (HIPERLAN). WiFi Vs 3G.

Module-5 (Mobile Security and Next Generation Networks)

Security issues in mobile computing - Information security, Security techniques and algorithms, Security protocols. Next generation networks – The Converged Scenario, Narrowband to broadband, Orthogonal Frequency Division Multiplexing (OFDM), Multi Protocol Label Switching (MPLS), Wireless Asynchronous Transfer Mode (WATM), Multimedia broadcast services.

Text Books

1. Asoke K. Talukder, Hasan Ahmad, Roopa R Yavagal, Mobile Computing Technology- Application and Service Creation, 2nd Edition, McGraw Hill Education.
2. Schiller J., Mobile Communications, 2/e, Pearson Education, 2009.

Reference Books

1. Andrew S. Tanenbaum, Computer Networks, 6/e, PHI.
2. Theodore S. Rappaport, Wireless Communications Principles and Practice, 2/e, PHI, New Delhi, 2004.
3. Curt M. White, Fundamentals of Networking and Communication 7/e, Cengage learning.

Course Level Assessment Questions**Course Outcome 1 (CO1):**

1. Describe the design considerations in mobile computing.
2. Give five examples of mobile computing applications.

Course Outcome 2 (CO2):

1. Draw a call flow diagram for a theatre ticket booking system.
2. Illustrate the GSM architecture with figure.

Course Outcome 3 (CO3):

1. Illustrate the billing and charging services in GPRS.
2. Describe the SMS architecture.

Course Outcome 4 (CO4):

1. Compare IEEE 802.11, HIPERLAN with respect to their ad-hoc capabilities.
2. Discuss the security mechanism used in WLAN.

Course Outcome 5 (CO5):

1. With the help of a suitable example, show the working of Diffie-Hellman key exchange algorithm.
2. Bob chooses 7 and 11 as two prime numbers and chooses e as 13. Find an appropriate value for d and decrypt the plaintext 5 send by Alice to Bob.
3. Describe the security issues in mobile computing.

Course Outcome 6 (CO6):

1. Describe WATM and Multimedia broadcast services.
2. Describe the significance of Orthogonal Frequency Division Multiplexing (OFDM) in next generation networks.

Model Question Paper

QP CODE:

PAGES: 3

Reg No: _____

Name: _____

SEVENTH SEMESTER B.TECH DEGREE EXAMINATION, MONTH & YEAR

Course Code: CST415

Course Name : INTRODUCTION TO MOBILE COMPUTING

Max Marks: 100

Duration: 3 Hours

PART-A

(Answer All Questions. Each question carries 3 marks)

1. Explain the different types of middleware and gateways required in mobile computing.
2. List any six limitations of mobile computing.
3. Compare and contrast the satellite systems – GEO, LEO and MEO.
4. How is frequency allocation done in GSM?
5. What are the various strengths of SMS?
6. How is billing and charging done in GPRS?
7. What are the different types of Wireless LANs?
8. Describe the architecture of a Wireless Local Loop.
9. Explain the key features of TLS protocol.
10. How are attacks classified?

(10x3=30)

Part B

(Answer any one question from each module. Each question carries 14 Marks)

11. (a) Describe any four mobile computing functions. **(4)**
- (b) Explain the three-tier architecture of mobile computing with figure. **(10)**

OR

12. (a) Describe the significance and functions of core, edge and access network. (6)
- (b) Explain the terms (i) Client Context Manager (ii) Policy Manager (iii) Security Manager (iv) Adaptability Manager (8)
13. (a) Why is multiple access important? With the help of suitable examples, explain the various multiple access techniques. (7)
- (b) Describe the different algorithms used for security and authentication in GSM. (7)

OR

14. (a) Show how call routing is done in GSM. Give an example. (7)
- (b) Explain the process of handover. How does handover differ from roaming? (7)
15. (a) With the help of neat sketches, explain the difference between Short Message Mobile Terminated (SM MT) and Short Message Mobile Originated (SM MO) messages. (6)
- (b) Explain the network operations in GPRS. (8)

OR

16. (a) How does operator-centric pull differ from operator-independent push and pull? (7)
- (b) Describe the data services and applications of GPRS. (7)
17. (a) Compare the HIPERLAN and OSI layered architecture. (4)
- (b) Explain the 802.11 architecture. (10)

OR

18. (a) Compare 3G and WiFi. (7)
- (b) Explain the HIPERLAN communication models with suitable diagrams. (7)
19. (a) Given $p = 7$, $q = 17$ and $e = 5$. Find the value of d and also encrypt the message $P = 65$ using RSA. (7)
- (b) Explain the role of MPLS in service provisioning. (7)

OR

20. (a) With the help of a suitable example, show the working of Diffie-Hellman key exchange algorithm. (7)
- (b) Explain the features of any three multimedia broadcast services. (7)

TEACHING PLAN

No	Contents	No.of Lecture Hrs (35 hrs)
Module-1 (Mobile Computing Architecture) (6 hrs)		
1.1	Introduction to mobile computing – Functions, Devices, Middleware and gateways	1
1.2	Applications, services, limitations, Internet: The ubiquitous network	1
1.3	Three-tier architecture (Lecture 1)	1
1.4	Three-tier architecture (Lecture 2)	1
1.5	Design considerations for mobile computing (Lecture 1)	1
1.6	Design considerations for mobile computing (Lecture 2)	1
Module-2 (Communication Systems) (7hrs)		
2.1	Evolution of telephony, Multiple access procedures – FDMA, TDMA, CDMA, SDMA	1
2.2	Satellite communication systems – GEO, MEO, LEO, Satellite phones	1
2.3	Interactive Voice Response (IVR) architecture, Overview of voice software, Developing an IVR application (Call flow diagram)	1
2.4	Introduction to GSM,Architecture	1
2.5	GSM entities, Call routing	1
2.6	Mobility management	1
2.7	Frequency allocation, Authentication and security	1
Module-3 (Short Messaging Service and General Packet Radio Service) (8hrs)		
3.1	SMS Strengths, Architecture, Short Message Mobile Terminated (SM MT) and Short Message Mobile Originated (SM MO) messages	1
3.2	SMS Architecture - Operator-centric pull, operator-	1

	independent push/pull, Value added services	
3.3	Accessing the SMS bearer (Lecture 1)	1
3.4	Accessing the SMS bearer (Lecture 2)	1
3.5	GPRS architecture	1
3.6	Network operations	1
3.7	Data services, Applications	1
3.8	Limitations, Billing and charging	1
Module-4 (Wireless Local Area Networks) (7 hrs)		
4.1	WLAN Advantages, Evolution, Applications	1
4.2	WLAN Architecture (Lecture 1)	1
4.3	WLAN Architecture (Lecture 2)	1
4.4	Mobility, Security	1
4.5	Deploying WLAN	1
4.6	WLL Architecture, HIPERLAN	1
4.7	WiFi Vs 3G	1
Module-5 (Mobile Security and Next Generation Networks) (7hrs)		
5.1	Information security – Attacks, Components	1
5.2	Security techniques and algorithms – Stream Vs Block cipher, Symmetric Vs Asymmetric cryptography	1
5.3	Security techniques and algorithms – RSA, Diffie Hellman Key exchange	1
5.4	Security protocols – Secure Socket Layer, Transport Layer Security, Wireless Transport Layer Security	1
5.5	The Converged Scenario, Narrowband to broadband	1
5.6	Orthogonal Frequency Division Multiplexing (OFDM) and Multi Protocol Label Switching (MPLS)	1
5.7	Wireless Asynchronous Transfer Mode (WATM) and Multimedia broadcast services	1

CST425	INTRODUCTION TO DEEP LEARNING	CATEGORY	L	T	P	CREDIT	YEAR OF INTRODUCTION
		OEC	2	1	0	3	2020

Preamble: This course aims to introduce the learner to an overview of the concepts and algorithms involved in deep learning. Basic concepts and application areas of machine learning, deep networks, convolutional neural network and recurrent neural network are covered in this course. This is a foundational program that will help students understand the capabilities, challenges, and consequences of deep learning and prepare them to participate in the development of leading-edge AI technology. They will be able to gain the knowledge needed to take a definitive step in the world of AI.

Prerequisite: Basics of linear algebra and probability.

Course Outcomes: After the completion of the course the student will be able to

CO1	Demonstrate basic concepts in machine learning.(Cognitive Knowledge Level: Understand)
CO2	Illustrate the validation process of machine learning models using hyper-parameters and validation sets. (Cognitive Knowledge Level: Understand)
CO3	Demonstrate the concept of the feed forward neural network and its training process. (Cognitive Knowledge Level: Apply)
CO4	Build CNN and Recurrent Neural Network (RNN) models for different use cases. (Cognitive Knowledge Level: Apply)
CO5	Use different neural network/deep learning models for practical applications. (Cognitive Knowledge Level: Apply)

Mapping of course outcomes with program outcomes

	PO1	PO2	PO3	PO4	PO5	PO6	PO7	PO8	PO9	PO10	PO11	PO12
CO1												
CO2												
CO3												
CO4												
CO5												

The COs and CO -PO map shall be considered as suggestive only

Abstract POs defined by National Board of Accreditation			
PO#	Broad PO	PO#	Broad PO
PO1	Engineering Knowledge	PO7	Environment and Sustainability
PO2	Problem Analysis	PO8	Ethics
PO3	Design/Development of solutions	PO9	Individual and team work
PO4	Conduct investigations of complex problems	PO10	Communication
PO5	Modern tool usage	PO11	Project Management and Finance
PO6	The Engineer and Society	PO12	Lifelong learning

Assessment Pattern

Bloom's Category	Continuous Assessment Tests		End Semester Examination Marks (%)
	Test 1 (%)	Test 2 (%)	
Remember	30	30	30
Understand	30	30	30
Apply	40	40	40
Analyze			
Evaluate			
Create			

Mark Distribution

Total Marks	CIE Marks	ESE Marks	ESE Duration
150	50	100	3 hours

Continuous Internal Evaluation Pattern:

Attendance : 10 marks

Continuous Assessment Tests : 25 marks

Continuous Assessment Assignment : 15 marks

Internal Examination Pattern:

Each of the two internal examinations has to be conducted out of 50 marks

First Internal Examination shall be preferably conducted after completing the first half of the syllabus and the Second Internal Examination shall be preferably conducted after completing remaining part of the syllabus.

There will be two parts: Part A and Part B. Part A contains 5 questions (preferably, 2 questions each from the completed modules and 1 question from the partly covered module), having 3 marks for each question adding up to 15 marks for part A. Students should answer all questions from Part A. Part B contains 7 questions (preferably, 3 questions each from the completed modules and 1 question from the partly covered module), each with 7 marks. Out of the 7 questions in Part B, a student should answer any 5.

End Semester Examination Pattern:

There will be two parts; Part A and Part B. Part A contains 10 questions with 2 questions from each module, having 3 marks for each question. Students should answer all questions. Part B contains 2 questions from each module of which a student should answer any one. Each question can have maximum 2 sub-divisions and carry 14 marks.

Syllabus

Module-1 (Introduction)

Key components - Data, models, objective functions, optimization algorithms, Learning algorithms. Supervised learning- regression, classification, tagging, web search, page ranking, recommender systems, sequence learning, Unsupervised learning, Reinforcement learning, Historical Trends in Deep Learning. Other Concepts - overfitting, underfitting , hyperparameters and validation sets, estimators, bias and variance.

Module- 2 (Optimization and Neural Networks)

Neural Networks –Perceptron, Gradient Descent solution for Perceptron, Multilayer perceptron, activation functions, architecture design, chain rule, back propagation, gradient based learning. Introduction to optimization– Gradient based optimization, linear least squares. Stochastic gradient descent, Building ML algorithms and challenges.

Module -3 (Convolutional Neural Network)

Convolutional Neural Networks – convolution operation, motivation, pooling, Convolution and Pooling as an infinitely strong prior, variants of convolution functions, structured outputs, data types, efficient convolution algorithms.

Module- 4 (Recurrent Neural Network)

Recurrent neural networks – Computational graphs, RNN design, encoder – decoder sequence to sequence architectures, deep recurrent networks, recursive neural networks, modern RNNs LSTM and GRU, Practical use cases for RNNs.

Module-5 (Application Areas)

Applications – computer vision, speech recognition, natural language processing. Research Areas – Autoencoders, Representation learning, Boltzmann Machines, Deep belief networks.

Text Book

1. Ian Goodfellow, Yoshua Bengio, Aaron Courville, Deep Learning, MIT Press 2015 ed.
2. Aston Zhang, Zachary C. Lipton, Mu Li, and Alexander J. Smola, Dive into Deep Learning, August 2019.
3. Neural Networks and Deep Learning: A Textbook by Charu C. Aggarwal. Springer.1st edition, 2018.

Reference Books

1. Neural Smithing: Supervised Learning in Feed forward Artificial Neural Networks by Russell Reed, Robert J MarksII, 1st edition, 1999, MIT Press.
2. Practical Convolutional Neural Networks by Mohit Sewak, Md. Rezaul Karim, Pradeep Pujari, 1st edition, 2018, Packt Publishing Ltd.
3. Hands-On Deep Learning Algorithms with Python by Sudharsan Ravichandran, 1st edition, 2019, Packt Publishing Ltd.
4. Deep Learning with Python by Francois Chollet, 2nd edition, 2018, Manning Publications Co.

Sample Course Level Assessment Questions**Course Outcome1(CO1):**

1. Compare regression and classification.
2. Define supervised learning? Distinguish between regression and classification.
3. Discuss the different learning approaches used in machine learning.
4. You train an initial model that achieves a 90% accuracy on the training dataset. What kind of problems your model is experiencing, and suggest a possible solution.
5. How does splitting a dataset into train, validation and test sets help identify overfitting?
6. Consider solving a classification task. You first train your network on 20 samples. Training converges, but the training loss is very high. You then decide to train this network on 10,000 examples. Is your approach to fixing the problem correct? If yes, explain the most likely results of training with 10,000 examples. If not, give a solution to this problem.

7. Describe one advantage of using mini-batch gradient descent instead of full-batch gradient descent.
8. Sketch the typical learning curves for the training and validation sets, for a setting where overfitting occurs at some point. Assume that the training set and the validation set are of the same size

Course Outcome 2(CO2):

1. What are hyperparameters? Why are they needed?
2. What issues are to be considered while selecting a model for applying machine learning in a given problem?
3. Update the parameters V_{11} in the given MLP using back propagation with learning rate as 0.5 and activation function as sigmoid. Initial weights are given as $V_{11}=0.2$, $V_{12}=0.1$, $V_{21}=0.1$, $V_{22}=0.3$, $V_{11}=0.2$, $W_{11}=0.5$, $W_{21}=0.2$
4. Draw the architecture of a multi-layer perceptron.
5. Derive update rules for parameters in the multi-layer neural network through the gradient descent.
6. Why is it important to place non-linearities between the layers of neural networks?
7. You design a fully connected neural network architecture where all activations are sigmoids. You initialize the weights with large positive numbers. Is this a good idea? Explain your answer.
8. You are doing full batch gradient descent using the entire training set (not stochastic gradient descent). Is it necessary to shuffle the training data? Explain your answer.
9. Consider training a fully-connected neural network with 5 hidden layers, each with 10 hidden units. The input is 20-dimensional and the output is a scalar. What is the total number of trainable parameters in your network?
10. Consider building a 10-class neural network classifier. Given a cat image, you want to classify which of the 10 cat breeds it belongs to. What loss function do you use? Introduce the appropriate notation and write down the formula of the loss function.
11. Why is the sigmoid activation function susceptible to the vanishing gradient problem?

Course Outcome 3 (CO3):

1. Give two benefits of using convolutional layers instead of fully connected ones for visual tasks.
2. Suppose that a CNN was trained to classify images into different categories. It performed well on a validation set that was taken from the same source as the training set but not on a testing set. What could be the problem with the training of such a CNN? How will you ascertain the problem? How can those problems be solved?
3. You are given a dataset of 10 x 10 grayscale images. Your goal is to build a 5-class classifier. You have to adopt one of the following two options: a) the input is flattened into a 100-dimensional vector, followed by a fully-connected layer with 5

- neurons, b) the input is directly given to a convolutional layer with five 10×10 filters. Explain which one you would choose and why.
4. Weight sharing allows CNNs to deal with image data without using too many parameters. Does weight sharing increase the bias or the variance of a model?
 5. Why do the layers in a deep architecture need to be non-linear?
 6. A convolutional neural network has 4 consecutive layers as follows:
 3×3 conv (stride 2) - 2×2 Pool - 3×3 conv (stride 2) - 2×2 Pool
 How large is the set of image pixels which activate a neuron in the 4th non-image layer of this network?
 7. Consider a convolution layer. The input consists of 6 feature maps of size 20×20 . The output consists of 8 feature maps, and the filters are of size 5×5 . The convolution is done with a stride of 2 and zero padding, so the output feature maps are of size 10×10 . Determine the number of weights in this convolution layer

Course Outcome 4(CO4):

1. Explain how the cell state is updated in the LSTM model from C_{t-1} to C_t
2. Show the steps involved in an LSTM to predict stock prices.
3. Illustrate the workings of the RNN with an example of a single sequence defined on a vocabulary of four words.
4. If we have a recurrent neural network (RNN), we can view it as a different type of network by "unrolling it through time". Briefly explain what that means.
5. Briefly explain how "unrolling through time" is related to "weight sharing" in convolutional networks.
6. Explain how the cell state is updated in the LSTM model from C_{t-1} to C_t
7. Show the steps involved in an LSTM to predict stock prices. Give one advantage of using an RNN rather than a convolutional network.

Course Outcome 5 (CO5):

1. Development a deep learning solution for problems in the domain i) natural language processing or ii Computer vision (Assignment)
2. Is an autoencoder for supervised learning or for unsupervised learning? Explain briefly.
3. Sketch the architecture of an autoencoder network.
4. Describe how to train an autoencoder network.
5. Write down the formula for the energy function (E) of a Restricted Boltzmann Machine (RBM).

Model Question Paper

QP CODE:

Reg No: _____

Name: _____

PAGES : 4

EIGHTH SEMESTER B.TECH DEGREE EXAMINATION, MONTH & YEAR**Course Code: CST425****Course Name: Introduction To Deep Learning****Max. Marks : 100****Duration: 3 Hours****PART A****Answer All Questions. Each Question Carries 3 Marks**

1. Distinguish between supervised learning and Reinforcement learning. Illustrate with an example.
2. Differentiate classification and regression.
3. Compare overfitting and underfitting. How it can affect model generalization.
4. Why does a single perceptron cannot simulate simple XOR function? Explain how this limitation is overcome?
5. Illustrate the strengths and weaknesses of convolutional neural networks.
6. Illustrate convolution and pooling operation with an example
7. How many parameters are there in AlexNet? Why the dataset size (1.2 million) is important for the success of AlexNet?
8. Explain your understanding of unfolding a recursive or recurrent computation into a computational graph.
9. Illustrate the use of deep learning concepts in Speech Recognition.
10. What is an autoencoder? Give one application of an autoencoder

(10x3=30)**Part B****(Answer any one question from each module. Each question carries 14 Marks)**

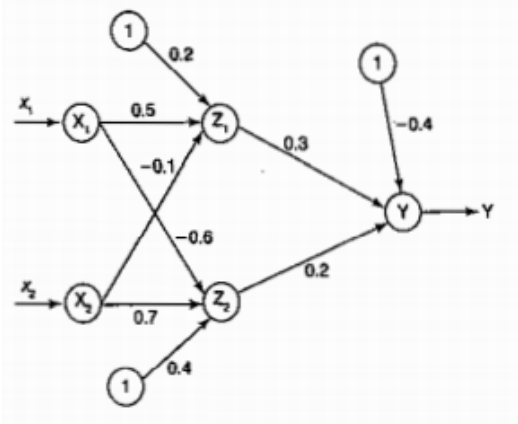
11. (a) "A computer program is said to learn from experience E with respect to some class of tasks T and performance measure P, if its performance at tasks in T, as measured by P, improves with experience E." What is your understanding of the terms task, performance and experience. Explain with two examples **(10)**
- (b) "How does bias and variance trade-off affect machine learning algorithms? **(4)**

OR

12. (a) Illustrate the concepts of Web search, Page Ranking, Recommender systems with suitable examples. (10)
- (b) List and discuss the different hyper parameters used in fine tuning the traditional machine learning models (4)
13. (a) How multilayer neural networks learn and encode higher level features from input features. (7)
- (b) Explain gradient decent and delta rule? Why stochastic approximation to gradient descent is needed? (7)

OR

14. (a) Find the new weights for the network using backpropogation algorithm, the network is given with a input pattern[-1,1] and target output as +1, Use learning rate of alpha=0.3 and bipolar sigmoid function. (7)



- (b) Write an algorithm for backpropagation which uses stochastic gradient descent method. Comment on the effect of adding momentum to the network. (7)
15. (a) Input to CNN architecture is a color image of size $112 \times 112 \times 3$. The first convolution layer comprises of 64 kernels of size 5×5 applied with a stride of 2 and padding 0. What will be the number of parameters? (5)
- (b) Let $X = [-1, 0, 3, 5]$ $W = [0.3, 0.5, 0.2, 1]$ be the the input of i^{th} layer of a neural network and to apply softmax function. What should be the output of it? (4)
- (c) Draw and explain the architecture of convolutional network (5)

OR

16. (a) Explain the concept behind i) Early stopping ii) dropout iii) weight decay (9)
- (b) How backpropagation is used to learn higher-order features in a convolutional Network? (5)
17. (a) Explain the working of RNN and discuss how backpropagation through time is used in recurrent networks. (8)

(b) Describe the working of a long short term memory in RNNs. (6)

OR

18. (a) What is the vanishing gradient problem and exploding gradient problem? (8)

(b) Why do RNNs have a tendency to suffer from exploding/vanishing gradient?
How to overcome this challenge? (6)

19. (a) Explain any two word embedding techniques (8)

(b) Explain the merits and demerits of using Auto encoders in Computer Vision. (6)

OR

20. (a) Illustrate the use of representation learning in object classification. (7)

(b) Compare Boltzmann Machine with Deep Belief Network. (7)

Teaching Plan

No	Contents	No. of Lecture Hours (37 hrs)
Module 1 : Introduction (8 hours)		
1.1	Key components - Data, models, objective functions, optimization algorithms. (TB2: Section 1.1-1.2)	1
1.2	Learning algorithm (TB1: Section 5.1), Supervised learning- regression, classification, tagging, web search, page ranking (TB2: Section 1.3.1)	1
1.3	Recommender systems, Sequence learning, Unsupervised learning, Reinforcement learning(TB2: Section 1.3.2-1.3.4)	1
1.4	Historical Trends in Deep Learning (TB1: Section 1.2).	1
1.5	Concepts: overfit, underfit, hyperparameters and validation sets. (TB1: Section 5.2-5.3)	1
1.6	Concepts: Estimators, bias and variance. (TB1: Section 5.4)	1
1.7	Demonstrate the concepts of supervised learning algorithms using a suitable platform.	1
1.8	Demonstrate the concepts of unsupervised using a suitable platform.	1
Module 2 : Optimization and Neural Networks (9 hours)		
2.1	Perceptron, Stochastic Gradient descent, Gradient descent solution for perceptron (TB3: Section 1.1 - 1.2.1)	1
2.2	Multilayer perceptron (TB3: Section 1.2.2), (TB1: Section 6.1,6.3)	1
2.3	Activation functions- Sigmoid, tanh, Softmax, ReLU, leaky ReLU (TB3: Section 1.2.1.3 - 1.2.1.5)	1
2.4	Architecture design (TB1: Section 6.4, TB3: Section 1.6)	1
2.5	Chain rule, back propagation (TB3: Section 1.3)	1
2.6	Gradient based learning (TB1: Section 6.2)	1
2.7	Gradient based optimization (TB1: Section 4.3)	1
2.8	Linear least squares using a suitable platform. (TB1: Section 4.5)	1
2.9	Building ML Algorithms and Challenges (TB3: 1.4, TB1: 5.10-5.11)	1
Module 3 :Convolution Neural Network (8 hours)		
3.1	Convolution operation (TB1:Section 9.1)	1
3.2	Motivation, pooling (TB1:Section 9.2-9.3)	1

3.3	Convolution and Pooling as an infinitely strong prior (TB1: Section 9.4)	1
3.4	Variants of convolution functions – multilayer convolutional network, tensors, kernel flipping, downsampling, strides and zero padding. (TB1: Section 9.5)	1
3.5	Variants of convolution functions - unshared convolutions, tiled convolution, training different networks. (TB1: Section 9.5)	1
3.6	Structured outputs, data types (TB1: Section 9.6-9.7)	1
3.7	Efficient convolution algorithms. (TB1: Section 9.8,9.10)	1
3.8	Case Study: AlexNet, VGG, ResNet. (TB3: Section 8.4.1, 8.4.3, 8.4.5)	1
Module 4 :Recurrent Neural Network (7 hours)		
4.1	Computational graphs (TB1: Section 10.1)	1
4.2	RNN (TB1: Section 10.2-10.3)	1
4.3	Encoder – decoder sequence to sequence architectures. (TB1: Section 10.4)	1
4.4	Deep recurrent networks (TB1: Section 10.5)	1
4.5	Recursive neural networks , Modern RNNs, LSTM and GRU (TB1: Section 10.6, 10.10)	1
4.6	Practical use cases for RNNs. (TB1: Section 11.1-11.4)	1
4.7	Demonstrate the concepts of RNN using a suitable platform.	1
Module 5 : Applications and Research (5 hours)		
5.1	Computer vision. (TB1: Section 12.2)	1
5.2	Speech recognition. (TB1: Section 12.3)	1
5.3	Natural language processing. (TB1: Section 12.4)	1
5.4	Brief introduction on current research areas- Autoencoders, Representation learning. (TB1: Section 14.1-14.2, TB3: 9.3)	1
5.5	Brief introduction on current research areas- Boltzmann Machines, Deep belief networks. (TB1: Section 20.1, 20.3)	1

CST435	COMPUTER GRAPHICS	CATEGORY	L	T	P	CREDIT	YEAR OF INTRODUCTION
		OEC	2	1	0	3	2020

Preamble: This course helps the learners to make awareness about strong theoretical concept in computer graphics. It covers the three-dimensional environment representation in a computer, transformation of 2D/3D objects and basic mathematical techniques and algorithms used to build applications. This course enables the learners to develop the ability to create image processing frameworks for different domains and develop algorithms for emerging display technologies.

Prerequisite: A sound knowledge of Mathematics and concepts of any programming language.

Course Outcomes: After the completion of the course the student will be able to

CO#	CO
CO1	Describe the working principles of graphics devices(Cognitive Knowledge level: Understand)
CO2	Illustrate line drawing, circle drawing and polygon filling algorithms(Cognitive Knowledge level: Apply)
CO3	Demonstrate geometric representations and transformations on 2D & 3D objects (Cognitive Knowledge level: Apply)
CO4	Demonstrate the working of line and polygon clipping algorithms(Cognitive Knowledge level: Apply)
CO5	Summarize visible surface detection methods and illustrate projection algorithms. (Cognitive Knowledge level: Apply)

Mapping of course outcomes with program outcomes

	PO1	PO2	PO3	PO4	PO5	PO6	PO7	PO8	PO9	PO10	PO11	PO12
CO1												
CO2												
CO3												
CO4												
CO5												

The COs and CO -PO map shall be considered as suggestive only

Abstract POs defined by National Board of Accreditation			
PO#	Broad PO	PO#	Broad PO
PO1	Engineering Knowledge	PO7	Environment and Sustainability
PO2	Problem Analysis	PO8	Ethics
PO3	Design/Development of solutions	PO9	Individual and team work
PO4	Conduct investigations of complex problems	PO10	Communication
PO5	Modern tool usage	PO11	Project Management and Finance
PO6	The Engineer and Society	PO12	Life long learning

Assessment Pattern

Bloom's Category	Continuous Assessment Tests		End Semester Examination Marks (%)
	Test 1 (%)	Test 2 (%)	
Remember	30	30	30
Understand	30	30	30
Apply	40	40	40
Analyze			
Evaluate			
Create			

Mark Distribution

Total Marks	CIE Marks	ESE Marks	ESE Duration
150	50	100	3

Continuous Internal Evaluation Pattern:

Attendance	10 marks
Continuous Assessment Tests (Average of Series Tests 1 & 2)	25 marks
Continuous Assessment Assignment	15 marks

Internal Examination Pattern:

Each of the two internal examinations has to be conducted out of 50 marks. The first series test shall be preferably conducted after completing the first half of the syllabus and the second series test shall be preferably conducted after completing the remaining part of the syllabus. There will be two parts: Part A and Part B. Part A contains 5 questions (preferably, 2 questions each from the completed modules and 1 question from the partly completed module), having 3 marks for each question adding up to 15 marks for part A. Students should answer all questions from Part A. Part B contains 7 questions (preferably, 3 questions each from the completed modules and 1 question from the partly completed module), each with 7 marks. Out of the 7 questions, a student should answer any 5.

End Semester Examination Pattern:

There will be two parts; Part A and Part B. Part A contains 10 questions with 2 questions from each module, having 3 marks for each question. Students should answer all questions. Part B contains 2 full questions from each module of which student should answer any one full question. Each question can have maximum 2 sub-divisions and carries 14 marks.

Syllabus**Module – 1 (Basics of Computer graphics)**

Basics of Computer Graphics and its applications. Video Display devices- Refresh Cathode Ray Tubes (CRT), Random Scan Displays and systems, Raster scan displays and systems, Color CRT displays, Flat panel display and its categories.

Module – 2 (Line drawing, Circle drawing and Filled Area Primitives)

Line drawing algorithms- DDA, Bresenham's algorithm. Circle drawing algorithms- Midpoint Circle generation algorithm, Bresenham's algorithm. Filled Area Primitives- Scan line polygon filling, Boundary filling and flood filling.

Module - 3 (Geometric transformations)

Two dimensional transformations- Translation, Rotation, Scaling, Reflection and Shearing, Composite transformations, Matrix representations and homogeneous coordinates. Basic 3D transformations.

Module - 4 (Clipping)

Window to viewport transformation. Cohen Sutherland and Midpoint subdivision line clipping algorithms, Sutherland Hodgeman and Weiler Atherton Polygon clipping algorithms.

Module - 5 (Three dimensional graphics)

Three dimensional viewing pipeline. Projections- Parallel and Perspective projections. Visible surface detection algorithms- Back face detection, Depth buffer algorithm, Scan line algorithm, A buffer algorithm

Text Book

1. Zhigang Xiang and Roy Plastock, Computer Graphics (Schaum's outline Series), McGraw Hill, 2019.
2. Donald Hearn and M. Pauline Baker, Computer Graphics, PHI, 2e, 1996

References

1. William M. Newman and Robert F. Sproull, Principles of Interactive Computer Graphics. McGraw Hill, 2001
2. David F. Rogers , Procedural Elements for Computer Graphics, Tata McGraw Hill, 2001.
3. Donald Hearn, M. Pauline Baker and Warren Carithers, Computer Graphics with OpenGL, PHI, 4e, 2013

Course Level Assessment Questions**Course Outcome 1 (CO1):**

1. Compare the working principle of raster scan systems and random scan systems.
2. How much time is spent scanning across each row of pixels during screen refresh on a raster system with resolution of 1280*1024 and a refresh rate of 60 frames per second?

Course Outcome 2 (CO2):

1. Rasterize the line using Bresenham's line drawing algorithm with end points (2,3) and (5,8) accepted from the user and implement it using any appropriate programming language. (Assignment)
2. Illustrate how the 4-connected boundary filling approach differs from 8-connected boundary filling and implement it using any appropriate programming language. (Assignment)

Course Outcome 3 (CO3):

1. Rotate a triangle ABC 45 degree counter clockwise about the pivot point (10,3) , where the position vector of the coordinates is given as A(4,1), B(5,2) and C(4,3).
2. Implement the above transformation using any appropriate programming language with user inputs. (Assignment)
3. Illustrate the steps required for a general 3D rotation if the rotation axis is not parallel to any one of the principal axis. The rotation axis is defined by the points P1(x1,y1,z1) and P2(x2,y2,z2). Give its composite matrix representation.

Course Outcome 4 (CO4):

1. Given a clipping window A(20,20), B(60,20), C(60,40) and D(20,40). Using Cohen Sutherland algorithm, find the visible portion of the line segment joining the points P(40,80) and Q(120,30).

2. Implement Cohen Sutherland clipping algorithm using any appropriate programming language with user inputs. (Assignment)

Course Outcome 5 (CO5):

1. Explain scan line algorithm for detecting visible surfaces in an object.
2. Derive the matrix for performing perspective projection and parallel projection.

Model Question Paper

QP CODE:

Reg No: _____

Name: _____

PAGES : 3

SEVENTH SEMESTER B.TECH DEGREE EXAMINATION, MONTH & YEAR

Course Code: CST435

Course Name: Computer Graphics

Max. Marks : 100

Duration: 3 Hours

PART A

Answer All Questions. Each Question Carries 3 Marks

1. Describe Flat Panel display and its categories.
2. Consider a raster system with a resolution of 1024*1024. Compute the size of the raster needed to store 4 bits per pixel? How much storage is needed if 8 bits per pixel are to be stored?
3. Justify the usage of integer arithmetic in Bresenham's line drawing algorithm.
4. How 8-way symmetry of circle can be used for developing circle drawing algorithms?
5. Show that two successive reflections about either of the coordinate axes is equivalent to a single rotation about the coordinate origin.
6. Determine a sequence of basic transformations that is equivalent to x-direction shearing.
7. Find the window to viewport normalization transformation with window lower left corner at (1,1) and upper right corner at (2,6).

8. How does Cohen Sutherland algorithm determine whether a line is visible, invisible or a candidate for clipping based on the region codes assigned to the end points of the line?
9. Define the terms (i) Centre of projection (ii) Principal vanishing point
10. Differentiate between the object space and image space method for the hidden surface removal of an image. (10x3=30)

Part B

(Answer any one question from each module. Each question carries 14 Marks)

11. (a) Explain the working principle of beam penetration method and shadow mask method with suitable illustrations. (8)
- (b) Draw the architecture of raster scan display systems and explain its working principle. (6)

OR

12. (a) Explain the working principle of a Refresh CRT monitor with suitable diagrams. (8)
- (b) Describe random graphics system with suitable illustrations. (6)
13. (a) Differentiate between boundary fill and flood fill algorithms. (5)
- (b) Derive the initial decision parameter of Bresenham's line drawing algorithm and rasterize a line with endpoints (2,2) and (10,10). (9)

OR

14. (a) Write Midpoint circle drawing algorithm and identify the points in the circle with radius as 20 and center at (50,30) using the algorithm. (8)
- (b) Illustrate the working principle of scan line polygon filling algorithm. (6)
15. (a) Reflect a triangle ABC about the line $3x-4y+8=0$, where the coordinates of the triangle are given as A(4,1), B(5,2) and C(4,3). (8)
- (b) A diamond shaped polygon is located at P(-1,0), Q(0,-2), R(1,0) and S(0,2). Find the transformation matrix which would rotate the triangle by 90 degree counter clockwise about the point Q. Using the transformation matrix, find the coordinates of the rotated polygon. (6)

OR

16. (a) Describe the steps required for a general 3D rotation if the rotation axis is not parallel to any one of the principal axis. The rotation axis is defined by the points $P1(x1,y1,z1)$ and $P2(x2,y2,z2)$. Give its composite matrix representation. (8)
- (b) Consider a triangle at (2,2), (10,2), (2,10). Perform the following 2D transformations in succession and find the resultant vertices. (6)
- i) Scale with respect to (2,2) by scaling factors (2,2) along x and y directions.
 - ii) Rotate by 90 degree counter clockwise direction.
 - iii) Reflection based on $y=x$
17. (a) Illustrate Weiler – Atherton polygon clipping algorithm. (6)
- (b) Explain Cohen-Sutherland line clipping algorithm. Use the algorithm to clip line with end points $P1(70, 20)$ and $P2(100,10)$ against a window with lower left hand corner (50,10) and upper right hand corner (80,40). (8)

OR

18. (a) Describe Sutherland Hodgeman polygon clipping algorithm and list out its limitations. (7)
- (b) Explain the steps involved in clipping a line using Mid point Subdivision algorithm. (7)
19. (a) Explain how visible surfaces can be detected using depth buffer algorithm. (7)
- (b) Define parallel projection. Describe orthographic and oblique parallel projection. (7)

OR

20. (a) Illustrate the scan line method used in visible surface detection. (7)
- (b) Derive the matrix needed for performing perspective projections. (7)

TEACHING PLAN

No	Contents	No of Lecture Hrs (35 hrs)
Module – 1 (Basics of Computer Graphics) (6 hrs)		
1.1	Basics of Computer Graphics and applications	1
1.2	Refresh Cathode Ray Tubes	1
1.3	Random Scan Displays and systems	1
1.4	Raster scan displays and systems	1
1.5	Color CRT displays	1
1.6	Flat panel display and its categories.	1
Module - 2 (Line drawing, Circle drawing and Filled Area Primitives) (7 hrs)		
2.1	DDA Line drawing Algorithm	1
2.2	Bresenham's line drawing algorithm	1
2.3	Midpoint Circle generation algorithm	1
2.4	Bresenham's Circle generation algorithm	1
2.5	Illustration of line drawing and circle drawing algorithms	1
2.6	Scan line polygon filling	1
2.7	Boundary filling and flood filling	1
Module - 3 (Geometric transformations) (8 hrs)		
3.1	Basic 2D transformations-Translation and Rotation	1
3.2	Basic 2D transformations- Scaling	1
3.3	Reflection and Shearing	1
3.4	Illustration of 2D Transformations	1
3.5	Composite transformations	1
3.6	Matrix representations and homogeneous coordinates	1
3.7	Basic 3D transformations	1
3.8	Illustration of basic 3D transformations	1
Module - 4 (2D Clipping) (6 hrs)		
4.1	Window to viewport transformation	1
4.2	Cohen Sutherland Line clipping algorithm	1
4.3	Midpoint subdivision Line clipping algorithm	1
4.4	Sutherland Hodgeman Polygon clipping algorithm	1
4.5	Weiler Atherton Polygon clipping algorithm	1
4.6	Practice problems on Clipping algorithms	1
Module - 5 (Three dimensional graphics)(8 hrs)		
5.1	Three dimensional viewing pipeline, Projections-Parallel projections	1

5.2	Projections- Perspective projections	1
5.3	Visible surface detection algorithms- Back face detection.	1
5.4	Depth buffer algorithm	1
5.5	Depth buffer algorithm	1
5.6	Scan line visible surface detection algorithm	1
5.7	Scan line visible surface detection algorithm	1
5.8	A buffer algorithm	1

CST445	PYTHON FOR ENGINEERS	CATEGORY	L	T	P	CREDIT	YEAR OF INTRODUCTION
		OEC	2	1	0	3	2020

Preamble: The objective of the course is to provide learners an insight into Python programming in a scientific computation context and develop programming skills to solve engineering problems. It covers programming environment, important instructions, data representations, intermediate level features, Object Oriented Programming and file data processing of Python. This course lays the foundation to scientific computing, develop web applications, Machine Learning, and Artificial Intelligence-based applications and tools, Data Science and Data Visualization applications.

Prerequisite: NIL

Note : *Students who have successfully completed CST 283 - Python for Machine Learning (Minor) are not eligible to opt this course.*

Course Outcomes: After the completion of the course the student will be able to

CO1	Write, test and debug Python programs (Cognitive Knowledge level: Apply)
CO2	Illustrate uses of conditional (if, if-else, if-elif-else and switch-case) and iterative (while and for) statements in Python programs (Cognitive Knowledge level: Apply)
CO3	Develop programs by utilizing the modules Lists, Tuples, Sets and Dictionaries in Python (Cognitive Knowledge level: Apply)
CO4	Implement Object Oriented programs with exception handling (Cognitive Knowledge level: Apply)
CO5	Analyze, Interpret, and Visualize data according to the target application (Cognitive Knowledge level: Apply)
CO6	Develop programs in Python to process data stored in files by utilizing the modules Numpy, Matplotlib, and Pandas (Cognitive Knowledge level: Apply)

Mapping of course outcomes with program outcomes

	PO1	PO2	PO3	PO4	PO5	PO6	PO7	PO8	PO9	PO10	PO11	PO12
CO1												
CO2												
CO3												
CO4												
CO5												
CO6												

The COs and CO -PO map shall be considered as suggestive only

Abstract POs defined by National Board of Accreditation

#PO	Broad PO	#PO	Broad PO
PO1	Engineering Knowledge	PO7	Environment and Sustainability
PO2	Problem Analysis	PO8	Ethics
PO3	Design/Development of solutions	PO9	Individual and team work
PO4	Conduct investigations of complex problems	PO10	Communication
PO5	Modern tool usage	PO11	Project Management and Finance
PO6	The Engineer and Society	PO12	Life long learning

Assessment Pattern

Bloom's Category	Test 1 (<i>Marks in percentage</i>)	Test 2 (<i>Marks in percentage</i>)	End Semester Examination Marks
Remember	20	20	20
Understand	30	30	30
Apply	50	50	50
Analyse			
Evaluate			
Create			

Mark Distribution

Total Marks	CIE Marks	ESE Marks	ESE Duration
150	50	100	3

Continuous Internal Evaluation Pattern:

Attendance	: 10 marks
Continuous Assessment Test	: 25 marks
Continuous Assessment Assignment	: 15 marks

Internal Examination Pattern:

Each of the two internal examinations has to be conducted out of 50 marks. The first series test shall be preferably conducted after completing the first half of the syllabus and the second series test shall be preferably conducted after completing the remaining part of the syllabus. There will be two parts: Part A and Part B. Part A contains 5 questions (preferably, 2 questions each from the completed modules and 1 question from the partly completed module), having 3 marks for each question adding up to 15 marks for part A. Students should answer all questions from Part A. Part B contains 7 questions (preferably, 3 questions each from the completed modules and 1 question from the partly completed module), each with 7 marks. Out of the 7 questions, a student should answer any 5.

End Semester Examination Pattern:

There will be two parts; Part A and Part B. Part A contains 10 questions with 2 questions from each module, having 3 marks for each question. Students should answer all questions. Part B contains 2 questions from each module of which a student should answer any one. Each question can have a maximum of 2 sub-divisions and carries 14 marks.

Syllabus

Module 1 (Basics of Python)

Getting Started with Python Programming - Running code in the interactive shell, Editing, Saving, and Running a script. Using editors - IDLE, Jupyter. Basic coding skills - Working with data types, Numeric data types and Character sets, Keywords, Variables and Assignment statement, Operators, Expressions, Working with numeric data, Type conversions, Comments in the program, Input Processing, and Output, Formatting output. How Python works. Detecting and correcting syntax errors. Using built in functions and modules in math module. Control statements - Selection structure - if-else, if-elif-else. Iteration structure - for, while. Testing the control statements. Lazy evaluation.

Module 2 (Functions and Python Data Structures)

Functions - Hiding redundancy and complexity, Arguments and return values, Variable scopes and parameter passing, Named arguments, Main function, Working with recursion, Lambda functions. Strings - String function. Lists - Basic list Operations and functions, List of lists, Slicing, Searching and sorting list, List comprehension. Work with tuples. Sets. Dictionaries - Dictionary functions, dictionary literals, adding and removing keys, accessing and replacing values, traversing dictionaries, reverse lookup.

Module 3 (Object Oriented Programming)

Design with classes - Objects and Classes, Methods, Instance Variables, Constructor, Accessors and Mutators. Structuring classes with Inheritance and Polymorphism. Abstract Classes. Exceptions - Handle a single exception, Handle multiple exceptions.

Module 4 (Visualization and File handling)

Plotting - An Interactive Session with PyPlot, Basic Plotting, Logarithmic Plots, More Advanced Graphical Output, Plots with multiple axes, Mathematics and Greek symbols, The Structure of matplotlib, Contour and Vector Field Plots. File Processing - The os and sys modules, Introduction to file I/O, Reading and writing text files, Working with CSV files.

Module 5 (Scientific Computing)

Numerical Routines. SciPy and NumPy - Basics, Creating arrays, Arithmetic, Slicing, Matrix Operations, Special Functions, Random Numbers, Linear Algebra, Solving Nonlinear Equations, Numerical Integration, Solving ODEs. Data Manipulation and Analysis – Pandas : Reading Data from Files Using Pandas, Data Structures: Series and DataFrame, Extracting Information from a DataFrame, Grouping and Aggregation.

Text Books:

1. Kenneth A Lambert., Fundamentals of Python : First Programs, 2/e, Cengage Publishing, 2016
2. David J. Pine, Introduction to Python for Science and Engineering, CRC Press, 2021

Reference Books:

1. Wes McKinney, Python for Data Analysis, 2/e, Shroff / O'Reilly Publishers, 2017
2. Allen B. Downey, Think Python: How to Think Like a Computer Scientist, 2/e, Schroff, 2016
3. Michael Urban and Joel Murach, Python Programming, Shroff/Murach, 2016
4. David M.Baezly, Python Essential Reference. Addison-Wesley Professional; 4/e, 2009.
5. Charles Severance. Python for Informatics: Exploring Information,
6. <http://swcarpentry.github.io/python-novice-gapminder/>

Sample Course Level Assessment Questions**Course Outcome1(CO1):**

1. What is type conversion? How is it done in Python?

Course Outcome 2(CO2):

1. Given is a list of words, *wordlist*, and a string, *name*. Write a Python function which takes *wordlist* and *name* as input and returns a tuple. The first element of the output tuple is the number of words in the *wordlist* which have *name* as a substring in it. The second element of the tuple is a list showing the index at which the *name* occurs in each of the words of the *wordlist* and a 0 if it doesn't occur.

Course Outcome 3(CO3):

1. Write a Python program to implement the addition, subtraction, and multiplication of complex numbers using classes. Use constructors to create objects. The input to the program consist of real and imaginary parts of the complex numbers.

Course Outcome 4(CO4):

1. Plot the function $y = 3x^2$ for $-1 \leq x \leq 3$ as a continuous line. Include enough points so that the curve you plot appears smooth. Label the axes x and y

Course Outcome 5(CO5):

1. Given a file “auto.csv” of automobile data with the fields *index*, *company*, *body-style*, *wheel-base*, *length*, *engine-type*, *num-of-cylinders*, *horsepower*, *average-mileage*, and *price*, write python code to
 - i. Clean and Update the CSV file
 - ii. Print total cars of all companies
 - iii. Find the average mileage of all companies
 - iv. Find the highest priced car of all companies.

Model Question Paper

QP CODE:

PAGES:

Reg No: _____

Name: _____

SEVENTH SEMESTER B.TECH DEGREE EXAMINATION, MONTH & YEAR**Course Code: CST445****Course name : PYTHON FOR ENGINEERS****Max Marks: 100****Duration: 3 Hours****PART-A****(Answer All Questions. Each question carries 3 marks)**

1. Explain the basic data types available in Python, with examples.
2. Write a Python program to reverse a number and also find the sum of digits of the number. Prompt the user for input.
3. Compare tuples, lists, and dictionaries.
4. Explain the concept of scope and lifetime of variables in Python programming language, with a suitable example.
5. What is polymorphism? Give an example in the context of OOP in Python.
6. How is exception handling accomplished in Python programs?
7. Describe the characteristics of the CSV format.

8. Plot the function $y = 3x^2$ for $-1 \leq x \leq 3$ as a continuous line. Include enough points so that the curve you plot appears smooth. Label the axes x and y
9. Describe random number generation using Python
10. How can a generalized eigen value problem can be solved using Python?

PART-B

(Answer any one full question from each module)

Module -1

11. (a) Compare and contrast interpreted languages and compiled languages. How does it affect the quality of program development and execution of the program? (6)
- (b) What are the possible errors in a Python program. Write a Python program to print the value of $2^{2n} + n + 5$ for n provided by the user. (8)

OR

12. (a) Describe Arithmetic operators, Assignment operators, Comparison operators, Logical operators, and Bitwise operators in detail with examples. (6)
- (b) Input 4 integers (+ve and -ve). Write a Python code to find the sum of negative numbers, positive numbers, and print them. Also, find the averages of these two groups of numbers and print (8)

Module -2

13. (a) Write a Python code to create a function called *list_of_frequency* that takes a string and prints the letters in non-increasing order of the frequency of their occurrences. Use dictionaries. (5)
- (b) Write a Python program to read a list of numbers and sort the list in a non-decreasing order without using any built in functions. Separate function should be written to sort the list wherein the name of the list is passed as the parameter. (9)

OR

14. (a) Illustrate the following Set methods with an example. (8)
 - i. *intersection()* ii. *Union()* iii. *Issubset()* iv. *Difference()* v. *update()* vi. *discard()*
- (b) Write a Python program to check the validity of a password given by the user. (6)

The Password should satisfy the following criteria:

 1. Contains at least one letter between a and z
 2. Contains at least one number between 0 and 9
 3. Contains at least one letter between A and Z

4. Contains at least one special character from \$, #, @

5. Minimum length of password: 6

Module -3

15. (a) How can a class be instantiated in Python? Write a Python program to express the instances as return values to define a class RECTANGLE with parameters *height*, *width*, *corner_x*, and *corner_y* and member functions to find center, area, and perimeter of an instance. (5)
- (b) Explain inheritance in Python. Give examples for each type of inheritance. (9)

OR

16. (a) Write a Python class named Circle constructed by a radius and two methods which will compute the area and the perimeter of a given circle (6)
- (b) Define a class in Python to store the details of a ship (name, source, destination) with the following methods: (8)
- i) *get_details()* - to assign values to class attributes
- ii) *print_details()* - to display the attribute values
- Create an object of the class and invoke the methods

Module -4

17. (a) Plot the functions $\sin x$ and $\cos x$ vs x on the same plot with x going from $-\pi$ to π . Make sure the limits of the x -axis do not extend beyond the limits of the data. Plot $\sin x$ in the color orange and $\cos x$ in the color green and include a legend to label the two curves. Place the legend within the plot, but such that it does not cover either of the sine or cosine traces. Draw thin gray lines behind the curves, one horizontal at $y = 0$ and the other vertical at $x = 0$. (10)
- (b) Explain semi-log plots and log-log plots along with the functions used in creating such plots. (4)

OR

18. (a) Explain how *matplotlib* can be used to create dimensional contour plots and vector field plots. (6)
- (b) Given a file "auto.csv" of automobile data with the fields *index*, *company*, *body-style*, *wheel-base*, *length*, *engine-type*, *num-of-cylinders*, *horsepower*, *average-mileage*, and *price*, write Python codes using Pandas to (8)
- 1) Clean and Update the CSV file
 - 2) Print total cars of all companies
 - 3) Find the average mileage of all companies
 - 4) Find the highest priced car of all companies.

Module -5

19. (a) Write python program to solve the following system of equations (4)

$$x_1 - 2x_2 + 9x_3 + 13x_4 = 1$$

$$-5x_1 + x_2 + 6x_3 - 7x_4 = -3$$

$$4x_1 + 8x_2 - 4x_3 - 2x_4 = -2$$

$$8x_1 + 5x_2 - 7x_3 + x_4 = 5$$

- (b) Given the sales information of a company as CSV file with the following fields *month_number*, *facecream*, *facewash*, *toothpaste*, *bathingsoap*, *shampoo*, *moisturizer*, *total_units*, *total_profit*. Write Python codes to visualize the data as follows (10)

- 1) Toothpaste sales data of each month and show it using a scatter plot
- 2) Face cream and face wash product sales data and show it using the bar chart

Calculate total sale data for last year for each product and show it using a Pie chart.

OR

20. (a) Write Python program to write the data given below to a CSV file. (9)

SN	Name	Country	Contribution	Year
1	Linus Torvalds	Finland	Linux Kernel	1991
2	Tim Berners-Lee	England	World Wide Web	1990
3	Guido van Rossum	Netherlands	Python	1991

- (b) Explain how integration is performed with SciPy. Illustrate the same with the two sample integrals using SciPy function. (5)

Teaching Plan

Sl No	Contents	Number of Hours (35 Hrs)
Module 1: Basics of Python (8 hours)		
1.1	Getting Started with Python Programming: Running code in the interactive shell Editing, Saving, and Running a script	1 hour
1.2	Using editors: IDLE, Jupyter	1 hour
1.3	Basic coding skills: Working with data types, Numeric data types and Character sets, Keywords, Variables and Assignment statement, Operators, Expressions,	1 hour
1.4	Working with numeric data, Type conversions, Comments in the program, Input Processing, and Output. Formatting output	1 hour
1.5	How Python works. Detecting and correcting syntax errors. Using built in functions and modules in math module.	1 hour
1.6	Control statements : Selection structure, if-else, if elif elifelse	1 hour
1.7	Iteration structure - for, while	1 hour
1.8	Testing the control statements, Lazy evaluation.	1 hour
Module 2: Functions and Python Data Structures (8 hours)		
2.1	Functions: Hiding redundancy and complexity, Arguments and return values	1 hour
2.2	Variable scopes and parameter passing	1 hour
2.3	Named arguments, Main function,	1 hour
2.4	Working with recursion, Lambda functions	1 hour
2.5	Strings - String function	1 hour
2.6	Lists - Basic list Operations and functions, List of lists, Slicing, Searching and sorting list, List comprehension.	1 hour
2.7	Work with tuples. Sets.	1 hour
2.8	Dictionaries - Dictionary functions, dictionary literals, adding and removing keys, Accessing and replacing values, traversing dictionaries, reverse lookup	1 hour
Module 3: Object Oriented Programming (6 hours)		
3.1	Design with classes : Objects and Classes, Methods, Instance Variables	1 hour
3.2	Constructor, Accessors, and Mutators	1 hour
3.3	Structuring classes with Inheritance	1 hour
3.4	Polymorphism	1 hour
3.5	Abstract Classes	1 hour
3.6	Exceptions: Handle a single exception, Handle multiple exception	1 hour
Module 4: Visualization and File handling (6 hours)		

4.1	Plotting - An Interactive Session with PyPlot, Basic Plotting,	1 hour
4.2	Logarithmic Plots, More Advanced Graphical Output	1 hour
4.3	Plots with multiple axes, Mathematics and Greek symbols	1 hour
4.4	The Structure of matplotlib, Contour and Vector Field Plots	1 hour
4.5	File Processing -The <i>os</i> and <i>sys</i> modules, Introduction to file I/O, Reading and writing text files	1 hour
4.6	Working with CSV files	1 hour
Module 5: Scientific Computing (7 hours)		
5.1	Numerical Routines: SciPy and NumPy - Basics, Creating arrays, Arithmetic, Slicing	1 hour
5.2	Matrix Operations, Special Functions, Random Numbers	1 hour
5.3	Linear Algebra, Solving Nonlinear Equations	1 hour
5.4	Numerical Integration, Solving ODEs	1 hour
5.5	Data Manipulation and Analysis: Pandas - Reading Data from Files Using Pandas	1 hour
5.6	Data Structures - Series and DataFrame	1 hour
5.7	Extracting Information from a DataFrame, Grouping and Aggregation	1 hour

CST455	OBJECT ORIENTED CONCEPTS	CATEGORY	L	T	P	CREDIT	YEAR OF INTRODUCTION
		OEC	2	1	0	3	2020

Preamble: The purpose of this course is to enable learners to solve problems by breaking it down to object level while designing software and to implement it using Java. This course covers Object Oriented Principles, Object Oriented Programming in Java, Exception handling, Event handling, multithreaded programming and working with window-based graphics. This course provides learners the basics to develop Mobile applications, Enterprise Applications, Scientific Applications and Web based Applications.

Prerequisite: A sound background in any of the programming languages like C, C++, Python etc is mandatory. Students who completed the minor stream course CST 281 Object Oriented Programming are not allowed to choose this Open Elective Course.

Course Outcomes: After the completion of the course the student will be able to

CO1	Develop Java programs using the object-oriented concepts - classes, objects, constructors, data hiding, inheritance and polymorphism (Cognitive Knowledge Level: Apply)
CO2	Utilise data types, operators, control statements, built in packages & interfaces, Input/Output Streams and Files in Java to develop programs (Cognitive Knowledge Level: Apply)
CO3	Illustrate how robust programs can be written in Java using exception handling mechanism (Cognitive Knowledge Level: Apply)
CO4	Develop application programs in Java using multithreading (Cognitive Knowledge Level: Apply)
CO5	Develop Graphical User Interface based application programs by utilising event handling features and Swing in Java (Cognitive Knowledge Level: Apply)

Mapping of course outcomes with program outcomes

	PO 1	PO2	PO3	PO4	PO5	PO6	PO7	PO8	PO9	PO10	PO11	PO12
CO1	<input checked="" type="checkbox"/>	<input checked="" type="checkbox"/>	<input checked="" type="checkbox"/>									<input checked="" type="checkbox"/>
CO2	<input checked="" type="checkbox"/>	<input checked="" type="checkbox"/>	<input checked="" type="checkbox"/>									<input checked="" type="checkbox"/>
CO3	<input checked="" type="checkbox"/>	<input checked="" type="checkbox"/>	<input checked="" type="checkbox"/>									<input checked="" type="checkbox"/>
CO4	<input checked="" type="checkbox"/>	<input checked="" type="checkbox"/>	<input checked="" type="checkbox"/>									<input checked="" type="checkbox"/>
CO5	<input checked="" type="checkbox"/>	<input checked="" type="checkbox"/>	<input checked="" type="checkbox"/>									<input checked="" type="checkbox"/>

The COs and CO -PO map shall be considered as suggestive only

Abstract POs defined by National Board of Accreditation			
PO#	Broad PO	PO#	Broad PO
PO1	Engineering Knowledge	PO7	Environment and Sustainability
PO2	Problem Analysis	PO8	Ethics
PO3	Design/Development of solutions	PO9	Individual and team work
PO4	Conduct investigations of complex problems	PO10	Communication
PO5	Modern tool usage	PO11	Project Management and Finance
PO6	The Engineer and Society	PO12	Life long learning

Assessment Pattern

Bloom's Category	Continuous Assessment Tests		End Semester Examination Marks (%)
	Test 1 (%)	Test 2 (%)	
Remember	20	20	20
Understand	40	40	40
Apply	40	40	40
Analyze			
Evaluate			
Create			

Mark Distribution

Total Marks	CIE Marks	ESE Marks	ESE Duration
150	50	100	3

Continuous Internal Evaluation Pattern:

Attendance	10 marks
Continuous Assessment Tests(Average of Internal Tests1&2)	25 marks
Continuous Assessment Assignment	15 marks

Internal Examination Pattern

Each of the two internal examinations has to be conducted out of 50 marks. First series test shall be preferably conducted after completing the first half of the syllabus and the second series test shall be preferably conducted after completing remaining part of the syllabus. There will be two parts: Part A and Part B. Part A contains 5 questions (preferably, 2 questions each from the completed modules and 1 question from the partly completed module), having 3 marks for each question adding up to 15 marks for part A. Students should answer all questions from Part A. Part B contains 7 questions (preferably, 3 questions each from the completed modules and 1 question

from the partly completed module), each with 7 marks. Out of the 7 questions, a student should answer any 5.

End Semester Examination Pattern:

There will be two parts; Part A and Part B. Part A contains 10 questions with 2 questions from each module, having 3 marks for each question. Students should answer all questions. Part B contains 2 full questions from each module of which student should answer any one. Each question can have maximum 2 sub-divisions and carries 14 marks.

Syllabus

Module – 1 (Object Orientation and Java basics)

Object Orientation Principles – Object and Class, Data abstraction and Encapsulation, Inheritance, Polymorphism, Dynamic binding, Message communication, Benefits of using Object orientation.

Introduction to Java - Java programming Environment and Runtime Environment, Development Platforms -Standard, Enterprise. Java Virtual Machine (JVM), Java compiler, Bytecode, Java applet, Java Buzzwords, Java program structure, Comments, Garbage Collection, Lexical Issues.

Primitive Data types - Integers, Floating Point Types, Characters, Boolean. Literals, Type Conversion and Casting, Variables, Arrays, Strings, Vector class.

Module – 2 (Core Java Fundamentals)

Operators - Arithmetic Operators, Bitwise Operators, Relational Operators, Boolean Logical Operators, Assignment Operator, Conditional (Ternary) Operator, Operator Precedence.

Control Statements - Selection Statements, Iteration Statements and Jump Statements.

Object Oriented Programming in Java - Class Fundamentals, Declaring Objects, Object Reference, Introduction to Methods, Constructors, *this* Keyword, Method Overloading, Using Objects as Parameters, Returning Objects, Recursion, Access Control, Static Members, Command-Line Arguments, Variable Length Arguments.

Module - 3 (More features of Java)

Inheritance - Super Class, Sub Class, The Keyword *super*, protected Members, Calling Order of Constructors, Method Overriding, the Object class, Abstract Classes and Methods, Using *final* with Inheritance.

Packages and Interfaces - Defining Package, CLASSPATH, Access Protection, Importing Packages, Interfaces.

Exception Handling - Checked Exceptions, Unchecked Exceptions, *try* Block and *catch* Clause, Multiple *catch* Clauses, Nested *try* Statements, *throw*, *throws* and *finally*.

Module - 4 (Advanced features of Java)

Input/Output - I/O Basics, Reading Console Input, Writing Console Output, PrintWriter Class, Reading and Writing Files.

Java Library - String Handling – String Constructors, String Length, Special String Operations - Character Extraction, String Comparison, Searching Strings, Modifying Strings, Using `valueOf()`, Comparison of String Buffer and String.

Module - 5 (GUI Programming, Event Handling and Multithreaded Programming)

Multithreaded Programming - The Java Thread Model, The Main Thread, Creating Thread, Creating Multiple Threads, Suspending, Resuming and Stopping Threads.

Event Handling - Event Handling Mechanisms, Delegation Event Model, Event Classes, Sources of Events, Event Listener Interfaces, Using the Delegation Model.

Swing Fundamentals - Swing Key Features, Model View Controller (MVC), Swing Controls, Components and Containers, Exploring Swing - JFrame, JLabel, JButton, JTextField.

Text Books

1. Herbert Schildt, Java: The Complete Reference, 8/e, Tata McGraw Hill, 2011.
2. Balagurusamy E., Programming JAVA a Primer, 5/e, McGraw Hill, 2014.

Reference Books

1. Paul Deitel, Harvey Deitel, Java How to Program, Early Objects 11/e, Pearson, 2018.
2. Y. Daniel Liang, Introduction to Java Programming, 7/e, Pearson, 2013.
3. Nageswararao R., Core Java: An Integrated Approach, Dreamtech Press, 2008.
4. Flanagan D., Java in A Nutshell, 5/e, O'Reilly, 2005.
5. Sierra K., Head First Java, 2/e, O'Reilly, 2005.

Course Level Assessment Questions

Course Outcome1 (CO1):

1. Three types of employees work in an organization: Regular, Contract and Hourly. Regular employees are permanent workers of the organization. Their salary is computed as the sum of basic pay, DA (50% of basic pay) and HRA. Contract employees work for the organization only for the contract period and earn a fixed salary. Hourly employees work for a fixed number of hours each day. Their salary is computed based on the total number of hours worked.

Using object oriented principles, write a Java program to prepare pay roll of the organization.

2. Write a java program to create an abstract class named Shape that contains two integers and an empty method named printArea(). Provide three classes named Rectangle, Square, Triangle and Circle with proper class hierarchy. Each one of the classes contain only the method printArea() that prints the area of the given shape.

Course Outcome 2(CO2):

1. Write a Java program that reads a file and displays the file on the screen, with a line number before each line.
2. Write a Java program to prepare the rank list of computer science students based on their performance in the first Semester B.Tech. Degree examination at . The output should be stored in a file.

Course Outcome 3(CO3):

1. Write a program to demonstrate the use of *throws* clause to handle an exception occurred within a method.
2. Write a program to demonstrate how exception handling is supported in Java.

Course Outcome 4(CO4):

1. Write a program to compute the sum of elements in an array using two threads in a parallel way. The first thread sums up the first half of the array and the second thread sums up the second half of the array. Finally, the main thread adds these partial sums and prints the result.
2. Write a java program that implements a multi-thread application that has three threads. First thread generates random integer every 1 second and if the value is even, second thread computes the square of the number and prints. If the value is odd, the third thread will print the value of cube of the number.

Course Outcome 5(CO5):

1. Write a GUI based program to convert temperature from degree Celsius to Fahrenheit.
2. Write a java program that simulates a traffic light. The program lets the user select one of three lights: red, yellow, or green with buttons. On selecting a button, an appropriate message with “stop” or “ready” or “go” should appear above the buttons in a selected color. Initially there is no message shown.

Model Question Paper

QP CODE:

Reg No: _____

Name: _____

PAGES :4

SEVENTH SEMESTER B.TECH DEGREE EXAMINATION, MONTH & YEAR

Course Code: CST455

Course Name: Object Oriented Concepts

Max.Marks:100

Duration: 3 Hours

PART A

Answer All Questions. Each Question Carries 3 Marks

1. Java is considered to be secure and portable. Justify this statement.
2. Describe the concept of dynamic binding.
3. Explain the different arithmetic operators in Java.
4. What does the following Java function compute? Justify your answer.

```
intgreater(int a, int b)
{
while(a!=b)
{
```

```
    if(a>b)
a=a-b;
    else
b=b-a;
}
return a;
}
```

5. Explain the use of CLASSPATH with an example.
6. What are the different types of exceptions?
7. Explain file handling features available in Java.
8. Write a simple program to read an integer value from console and print it.
9. Explain the concept of *main thread* in multi-threading.
10. Explain any two Event classes in Java. (10x3=30)

Part B

(Answer any one question from each module. Each question carries 14 Marks)

11. (a) Describe in detail polymorphism, abstraction and inheritance with suitable examples. (9)
- (b) What is Java Virtual Machine? (5)

OR

12. (a) Explain the salient features of Java language. How does Java Enterprise Edition (J2EE) differ from Java Standard Edition (Java SE)? (9)
- (b) Explain the declaration and use of multi-dimensional array variables in Java, with example. (5)
13. (a) Explain iteration control statements in Java. Give examples. (8)

- (b) Write a recursive program to compute the factorial of a number. (6)

OR

14. (a) Using a suitable Java program, explain the concept of methods and constructors. (6)
- (b) Write a Java program that prompts the user for an integer and then prints out all the prime numbers up to that number. (8)
15. (a) In a table format, show the effect of access specifiers within and outside packages in Java. (6)
- (b) Describe exception handling using **try** block and **catch** clause in Java with the help of a suitable Java program. (8)

OR

16. (a) What is an interface in Java? Explain with a suitable example. (6)
- (b) Write a program that perform integer divisions. The user enters two input data (any data type) through console into variables Num1 and Num2. If Num1 or Num2 were not an integer, the program would throw a Number Format Exception. If Num2 were Zero, the program would throw an Arithmetic Exception. Display the appropriate exception or result. (8)
17. (a) Write a Java program that displays the number of characters, lines and words in a text file. (8)
- (b) Explain any three String constructors with the help of sample code for each. (6)

OR

18. (a) Write a program to demonstrate the usage of the *PrintWriter* class. (7)
- (b) Write a Java program for sorting a given list of names in ascending order. (7)
19. (a) Explain Delegation Event model for event handling in Java. (7)
- (b) Write a program to compute the sum of elements in an array using two (7)

threads in a parallel way. The first thread sums up the first half of the array and the second thread sums up the second half of the array. Finally, the main thread adds these partial sums and prints the result. Use Runnable interface for the creation of a thread.

OR

20. (a) What are the differences between a process and a thread? **(4)**
- (b) Write a Graphical User Interface (GUI) based Java program to implement a simple calculator supporting the operations addition, subtraction, multiplication and division. Use Swing controls to implement GUI. There may be three text boxes, the first two for accepting the operands and the last for displaying the result. Add four buttons for the above operations. Write neat comments in your program to show how you handle events. **(10)**

Teaching Plan

No	Contents	No. of Lecture Hours (36hrs)
Module – 1 (Object Orientation and Java basics) (7 hrs)		
1.1	Object Orientation Principles – Object and Class, Data abstraction and Encapsulation	1 hour
1.2	Inheritance, Polymorphism	1 hour
1.3	Dynamic binding, Message communication, Benefits of using Object orientation.	1 hour
1.4	Java programming Environment and Runtime Environment, Development Platforms -Standard, Enterprise. JVM, Java compiler, Bytecode	1 hour
1.5	Java applet, Java Buzzwords, Java program structure, Comments, Garbage Collection, Lexical Issues	1 hour
1.6	Primitive Data types - Integers, Floating Point Types, Characters, Boolean	1 hour
1.7	Literals, Type Conversion and Casting, Variables, Arrays, Strings, Vector	1 hour

	class.	
Module - 2 (Core Java Fundamentals) (7 hrs)		
2.1	Operators - Arithmetic Operators, Bitwise Operators, Relational Operators, Boolean Logical Operators, Assignment Operator, Conditional (Ternary) Operator, Operator Precedence.	1 hour
2.2	Control Statements - Selection Statements, Iteration Statements and Jump Statements.	1 hour
2.3	Object Oriented Programming in Java - Class Fundamentals, Declaring Objects	1 hour
2.4	Object Reference, Introduction to Methods, Constructors, <i>this</i> Keyword	1 hour
2.5	Method Overloading, Using Objects as Parameters, Returning Objects	1 hour
2.6	Recursion, Access Control, static Members	1 hour
2.7	Command-Line Arguments, Variable Length Arguments	1 hour
Module - 3 (More features of Java) (8 hrs)		
3.1	Inheritance - Super class, Sub class, the keyword super, protected Members	1 hour
3.2	Calling Order of Constructors, Method Overriding, the Object class	1 hour
3.3	Abstract Classes and Methods, Using final with Inheritance	1 hour
3.4	Packages and Interfaces - Defining Package, CLASSPATH, Access Protection	1 hour
3.5	Importing Packages, Interfaces	1 hour
3.6	Exception Handling - Checked Exceptions, Unchecked Exceptions, <i>try</i> Block and <i>catch</i> Clause	1 hour
3.7	Multiple <i>catch</i> Clauses, Nested <i>try</i> Statements	1 hour
3.8	<i>throw</i> , <i>throws</i> and <i>finally</i>	1 hour
Module - 4 (Advanced features of Java) (6 hrs)		
4.1	Input/Output - I/O Basics, Reading Console Input	1 hour
4.2	Writing Console Output, PrintWriter Class	1 hour
4.3	Working with Files (Lecture-1)	1 hour

4.4	Working with Files (Lecture-2)	1 hour
4.5	Java Library - String Handling – String Constructors, String Length	1 hour
4.6	Special String Operations - Character Extraction, String Comparison, Searching Strings, Modifying Strings, Using valueOf(), Comparison of StringBuffer and String.	1 hour
Module - 5 (GUI Programming, Event Handling and Multithreaded Programming) (8hrs)		
5.1	Multithreaded Programming - The Java Thread Model, The Main Thread, Creating Thread	1 hour
5.2	Creating Multiple Threads	1 hour
5.3	Suspending, Resuming and Stopping Threads.	1 hour
5.4	Event handling - Event Handling Mechanisms, Delegation Event Model	1 hour
5.5	Event Classes,Sources of Events, Event Listener Interfaces	1 hour
5.6	Using the Delegation Model, Swing fundamentals, Swing Key Features	1 hour
5.7	Model View Controller (MVC), Swing Controls, Components and Containers	1 hour
5.8	Exploring Swing –JFrame, JLabel, JButton, JTextField	1 hour

SEMESTER VII

MINOR

CSD481	MINI PROJECT	CATEGORY	L	T	P	CREDIT	YEAR OF INTRODUCTION
		PWS	0	0	3	4	2020

Preamble: The objective of this course is to apply the fundamental concepts of different courses learned in respective Minor Streams: Software Engineering, Machine Learning and Networking. This course helps the learners to get an exposure to the development of application software/hardware solutions/ software simulations in the field of Computer Science and Engineering. It enables the learners to understand the different steps to be followed such as literature review and problem identification, preparation of requirement specification & design document, testing, development and deployment. Mini project enables the students to boost their skills, widen the horizon of thinking and their ability to resolve real life problems.

Prerequisite:

A sound knowledge in courses studied in respective minor stream.

Course Outcomes: After the completion of the course the student will be able to

CO#	CO
CO1	Identify technically and economically feasible problems (Cognitive Knowledge Level: Apply)
CO2	Identify and survey the relevant literature for getting exposed to related solutions. (Cognitive Knowledge Level: Apply)
CO3	Perform requirement analysis, identify design methodologies and develop adaptable & reusable solutions of minimal complexity by using modern tools & advanced programming techniques (Cognitive Knowledge Level: Apply)
CO4	Prepare technical report and deliver presentation (Cognitive Knowledge Level: Apply)
CO5	Apply engineering and management principles to achieve the goal of the project (Cognitive Knowledge Level: Apply)

Mapping of course outcomes with program outcomes

	PO1	PO2	PO3	PO4	PO5	PO6	PO7	PO8	PO9	PO10	PO11	PO12
CO1												
CO2												
CO3												
CO4												
CO5												

The COs and CO -PO map shall be considered as suggestive only

Abstract POs defined by National Board of Accreditation			
PO#	Broad PO	PO#	Broad PO
PO1	Engineering Knowledge	PO7	Environment and Sustainability
PO2	Problem Analysis	PO8	Ethics
PO3	Design/Development of solutions	PO9	Individual and team work
PO4	Conduct investigations of complex problems	PO10	Communication
PO5	Modern tool usage	PO11	Project Management and Finance
PO6	The Engineer and Society	PO12	Lifelong learning

Assessment Pattern**Mark Distribution**

Total Marks	CIE Marks	ESE Marks
150	75	75

Continuous Internal Evaluation Pattern:

Attendance **10 marks**

Project Guide **15 marks**

Project Report **10 marks**

Evaluation by the Committee (will be evaluating the level of completion and demonstration of functionality/specifications, presentation, oral examination, work knowledge and involvement) **: 40 marks**

Student Groups with 4 or 5 members should identify a topic of interest in consultation with a Faculty Advisor/Project Coordinator/Guide. Review the literature and gather information pertaining to the chosen topic. State the objectives and develop a methodology to achieve the objectives. Carryout the design/fabrication or develop codes/programs to achieve the objectives by strictly following steps specified in the teaching plan. Innovative design concepts, performance, scalability, reliability considerations, aesthetics/ergonomic, user experience and security aspects taken care of in the project shall be given due weight.

The progress of the mini project is evaluated based on a minimum of two reviews. The review committee may be constituted by a senior faculty member, Mini Project coordinator and project guide. The internal evaluation shall be made based on the progress/outcome of the project, reports and a viva-voce examination, conducted internally by a 3-member committee. A project report is required at the end of the semester. The project has to be demonstrated for its full design specifications.

End Semester Examination Pattern:

The marks will be distributed as

Presentation	: 30 marks
Demo	: 20 marks
Viva	: 25 marks.
Total	: 75 marks.

TEACHING PLAN

Students are expected to follow the following steps.

1. Review of Literature and Identification of a problem
2. Create an abstract with a problem statement, solution approach, technology stack, team, etc.
3. Create Requirements Specification
4. Create Design Document . This may include designs like,
 - a. System Architecture Design
 - b. Application Architecture Design
 - c. GUI Design
 - d. API Design
 - e. Database Design
 - f. Technology Stack
5. Deployment, Test Run & Get Results
6. Prepare Project Report

Guidelines for the Report preparation

A bonafide report on the mini project shall be submitted within one week after the final presentation. Minimum number of pages should be 40.

- Use Times New Roman font for the entire report – Chapter/Section Title – Times New Roman 18, Bold; Heading 2 – Times New Roman 16, Bold; Heading 3 – Times New Roman 14, Bold; Body- Times New Roman 12, Normal.
- Line Spacing – Between Heading 2 – 3 lines, between lines in paragraph 1.5 lines.
- Alignments – Chapter/Section Title – Center, Heading 2 & 3 should be Left Aligned. Ensure that all body text is paragraph justified.

- Figures & Tables – Ensure that all Figures and Tables are suitably numbered and given proper names/headings. Write figure title under the figure and table title above the table.

- **Suggestive order of documentation:**
 - i. Top Cover
 - ii. Title page
 - iii. Certification page
 - iv. Acknowledgement
 - v. Abstract
 - vi. Table of Contents
 - vii. List of Figures and Tables
 - viii. Chapters
 - ix. Appendices, if any
 - x. References/Bibliography

SEMESTER VII

HONOURS

CST495	CYBER FORENSICS	CATEGORY	L	T	P	CREDIT	YEAR OF INTRODUCTION
		VAC	3	1	0	4	2020
























Preamble: The course on Cyber Forensics aims at exploring the basics of Cyber Forensics and Cyber security, the forensic investigation process and principles and the different types of cybercrimes and threats. This course also focuses on the forensic analysis of File systems, the Network, the Windows and Linux Operating systems. The course gives a basic understanding of the forensics analysis tools and a deep understanding of Anti forensics practices and methods. All the above aspects are dealt with case studies of the respective areas.

Prerequisite: Knowledge in File Systems, Operating systems, Networks and a general awareness on Cyber Technologies.

Course Outcomes: After the completion of the course the student will be able to

CO1	Explain the basic concepts in Cyber Forensics, Forensics Investigation Process and Cyber security (Cognitive Knowledge Level: Understand)
CO2	Infer the basic concepts of File Systems and its associated attribute definitions (Cognitive Knowledge Level: Understand)
CO3	Utilize the methodologies used in data analysis and memory analysis for detection of artefacts (Cognitive Knowledge Level: Apply)
CO4	Identify web attacks and detect artefacts using OWASP and penetration testing. (Cognitive Knowledge Level: Apply)
CO5	Summarize anti-forensics practices and data hiding methods (Cognitive Knowledge Level: Understand)

Mapping of course outcomes with program outcomes

	PO1	PO2	PO3	PO4	PO5	PO6	PO7	PO8	PO9	PO10	PO11	PO12
CO1												
CO2												
CO3												
CO4												
CO5												

The COs and CO -PO map shall be considered as suggestive only

Abstract POs defined by National Board of Accreditation			
PO#	Broad PO	PO#	Broad PO
PO1	Engineering Knowledge	PO7	Environment and Sustainability
PO2	Problem Analysis	PO8	Ethics
PO3	Design/Development of solutions	PO9	Individual and team work
PO4	Conduct investigations of complex problems	PO10	Communication
PO5	Modern tool usage	PO11	Project Management and Finance
PO6	The Engineer and Society	PO12	Life long learning

Assessment Pattern

Bloom's Category	Continuous Assessment Tests		End Semester Examination Marks
	Test1 (Percentage)	Test2 (Percentage)	
Remember	30	30	30
Understand	40	40	40
Apply	30	30	30
Analyze			
Evaluate			
Create			

Mark Distribution

Total Marks	CIE Marks	ESE Marks	ESE Duration
150	50	100	3 hours

Continuous Internal Evaluation Pattern:

Attendance	: 10 marks
Continuous Assessment Tests	: 25 marks
Continuous Assessment Assignment	: 15 marks

Internal Examination Pattern:

Each of the two internal examinations has to be conducted out of 50 marks.

First Internal Examination shall be preferably conducted after completing the first half of the syllabus and the Second Internal Examination shall be preferably conducted after completing remaining part of the syllabus.

There will be two parts: Part A and Part B. Part A contains 5 questions (preferably, 2 questions each from the completed modules and 1 question from the partly covered module), having 3 marks for each question adding up to 15 marks for part A. Students should answer all questions from Part A. Part B contains 7 questions (preferably, 3 questions each from the completed modules and 1 question from the partly covered module), each with 7 marks. Out of the 7 questions in Part B, a student should answer any 5.

End Semester Examination Pattern:

There will be two parts; Part A and Part B. Part A contains 10 questions with 2 questions from each module, having 3 marks for each question. Students should answer all questions. Part B contains 2 questions from each module of which a student should answer any one. Each question can have maximum 2 sub-divisions and carries 14 marks.

Syllabus

Module-1(Cyber Forensics and Cyber Security)

Computer Forensics: History of computer forensics, preparing for computer investigations, understanding Public and private investigations- Forensics Investigation Principles - Forensic Protocol for Evidence Acquisition - Digital Forensics -Standards and Guidelines - Digital Evidence – Data Acquisition - storage formats for digital evidence, determining the best acquisition method, contingency planning for image acquisitions, Cyber Forensics tools- Challenges in Cyber Forensics, Skills Required to Become a Cyber Forensic Expert

Cyber Security: Cybercrimes, Types of Cybercrimes - Recent Data Breaches - Recent Cyber security Trends - Case Study: Sim Swapping Fraud, ATM Card Cloning, Hacking email for money, Google Nest Guard, Email Crimes, Phishing, Types of Phishing.

Module-2 (File System Forensics)

File system Analysis: FAT and NTFS concepts and analysis -File system category, Content category, Metadata category, File name category, Application category,Application-level search techniques, Specific file systems, File recovery, Consistency check. FAT data structure-Boot sector, FAT 32 FS info, directory entries, Long file name directory entries

Module-3 (Operating System Forensics)

Windows Forensics: Live Response- Data Collection- Locard's Exchange Principle, Order of Volatility Volatile and Non Volatile Data Live-Response Methodologies: Data Analysis- Agile Analysis, Windows Memory Analysis, Rootkits and Rootkit detection.

Linux Forensics: Live Response Data Collection- Prepare the Target Media, Format the Drive, Gather Volatile Information, Acquiring the Image, Initial Triage, Data Analysis- Log Analysis, Keyword Searches, User Activity, Network Connections, Running Processes, Open File Handlers, The Hacking Top Ten, Reconnaissance Tools

Module-4 (Network Forensics)

The OSI Model, Forensic Footprints, Seizure of Networking Devices, Network Forensic Artifacts, ICMP Attacks, Drive-By Downloads, Network Forensic Analysis Tools, Case Study: Wireshark. Web Attack Forensics: OWASP Top 10, Web Attack Tests, Penetration Testing.

Module-5 (Anti-Forensics)

Anti-forensic Practices - Data Wiping and Shredding- Data Remanence, Degaussing, Case Study: USB Oblivion, Eraser - Trail Obfuscation: Spoofing, Data Modification, Case Study: Timestamp – Encryption, Case Study: VeraCrypt, Data Hiding: Steganography and Cryptography, Case Study: SilentEye, Anti-forensics Detection Techniques, Case Study: Stegdetect

Text Books

1. Bill Nelson, Amelia Phillips and Christopher Steuart, Computer forensics - Guide to Computer Forensics and Investigations, 4/e, Course Technology Inc.
2. Brian Carrier, File System Forensic Analysis, Addison Wesley, 2005.
3. Harlan Carvey, Windows Forensic Analysis DVD Toolkit, 2/e, Syngress.
4. Cory Altheide, Todd Haverkos, Chris Pogue, Unix and Linux Forensic Analysis DVD Toolkit, 1/e, Syngress.
5. William Stallings, Network Security Essentials Applications and Standards, 4/e, Prentice Hall
6. Eric Maiwald, Fundamentals of Network Security, McGraw-Hill, 2004.

References

1. Michael. E. Whitman, Herbert. J. Mattord, Principles of Information Security, Course Technology, 2011.
2. William Stallings, Cryptography and Network Security Principles and Practice, 4/e, Prentice Hall.
3. Niranjan Reddy, Practical Cyber Forensics: An Incident-Based Approach to Forensic Investigations, Apress, 2019.

Sample Course Level Assessment Questions

CourseOutcome1(CO1): Explain the Forensics principles and protocols for evidence acquisition.

Discuss the different cyber forensics tools used for image acquisition.

CourseOutcome2(CO2): Explain the pros and cons of NTFS and FAT File systems. Also give the challenges the investigators would face in extracting evidences from these file systems.

CourseOutcome3 (CO3): Apply any memory forensics methodologies/tools to extract volatile and nonvolatile data from a Windows based system.

CourseOutcome4 (CO4): Use web attacks test tools like netcraft to identify web application vulnerabilities of a particular site say **www.xyz.com**

Course Outcome 5 (CO5): Explain the different anti-forensics practices used to destroy or conceal data in order to prevent others from accessing it.

Model Question Paper

QP CODE:

Reg No: _____

Name: _____

PAGES : 3

SEVENTH SEMESTER B.TECH DEGREE EXAMINATION, MONTH & YEAR

Course Code: CST495

Course Name: Cyber Forensics

Max. Marks : 100

Duration: 3 Hours

PART A

Answer All Questions. Each Question Carries 3 Marks

1. Distinguish between public and private investigations.

2. What are the three computer forensics data acquisitions formats?
3. List any three features of NTFS which are not in FAT.
4. Define the terms file slack, RAM slack and drive slack.
5. What is Locard's exchange principle? Why is it important in forensic investigations?
6. Why would you conduct a live response on a running system?
7. What are the different tools used in Network Forensics?
8. Explain how Risk Analysis and Penetration Testing are different.
9. Why we are using Steganography?
10. How is data wiping done in hard drive?

(10x3=30)

Part B

(Answer any one question from each module. Each question carries 14 Marks)

11. (a) Discuss the different types of Cybercrimes. List the tools used for identifying Cyber Crimes. **(8)**
- (b) Differentiate between Static acquisition and Live acquisition with example. **(6)**

OR

12. (a) Explain the principles of Digital Forensic Investigation? Why is it important? Comment. **(8)**
- (b) When you perform an acquisition at a remote location, what should you consider preparing this task? **(6)**
13. (a) Discuss the FAT File Structure. **(8)**
- (b) Does Windows NT use FAT or NTFS? Explain. **(6)**

14. (a) What is Metadata? Discuss the first 16 metadata records you would find in the MFT? (6)
- (b) Explain the different data categories in a File System. (8)
15. (a) What is Agile requirement analysis? (6)
- (b) Explain the different types of volatile information in a live response system. List any two tools used for obtaining volatile information. (8)
16. (a) What are the main live response methodologies? (6)
- (b) What is Physical Memory Dump? Explain how a physical memory dump is analysed. (8)
17. (a) What is OWASP? Also mention the Top 10 web application vulnerabilities in 2021. (8)
- (b) How would you setup Wireshark to monitor packets passing through an internet router? (6)
18. (a) What are the goals of conducting a pentesting exercise? (3)
- (b) Discuss the types of penetration testing methodologies. (5)
- (c) Define OSI Layers. (6)
19. (a) How is Steganography done? (7)
- (b) Why does data need Cryptography? (4)
- (c) What is the difference between a Cryptographer and a Crypter? (3)

OR

20. (a) Explain the different types of Anti-forensics Detection Techniques. (8)
- (b) What is Spoofing? How to prevent spoofing attack? (6)

TEACHING PLAN

Sl.No.	Contents	No of Lecture Hrs (44hrs)
Module-1 (Cyber Forensics and Cyber Security) (11 Hrs)		
1.1	History of computer forensics, preparing for computer investigations	1 hour
1.2	Understanding Public and private investigations- Forensics Investigation Principles	1 hour
1.3	Forensic Protocol for Evidence Acquisition	1 hour
1.4	Digital Forensics -Standards and Guidelines - Digital Evidence	1 hour
1.5	Data Acquisition - storage formats for digital evidence, determining the best acquisition method	1 hour
1.6	Contingency planning for image acquisitions, Cyber Forensics tools	1 hour
1.7	Challenges in Cyber Forensics, Skills Required to Become a Cyber Forensic Expert	1 hour
1.8	Cybercrimes, Types of Cybercrimes - Recent Data Breaches - Recent Cyber security Trends	1 hour
1.9	Case Study: Sim Swapping Fraud, ATM Card Cloning	1 hour
1.10	Case Study:Hacking email for money, Google Nest Guard	1 hour
1.11	Email Crimes, Phishing, Types of Phishing	1 hour
Module-2 (File System Forensics) (9 Hrs)		

2.1	FAT and NTFS concepts and analysis	1 hour
2.2	File system category, Content category	1 hour
2.3	Metadata category	1 hour
2.4	File name category, Application category	1 hour
2.5	Application-level search techniques	1 hour
2.6	Specific file systems, File recovery, Consistency check	1 hour
2.7	FAT data structure-Boot sector	1 hour
2.8	FAT 32 FS info, directory entries	1 hour
2.9	Long file name directory entries	1 hour
Module-3 (Operating System Forensics) (11 Hrs)		
3.1	Live Response- Data Collection- Locard's Exchange Principle	1 hour
3.2	Order of Volatility, Volatile and Non Volatile Data	1 hour
3.3	Live-Response Methodologies: Data Analysis- Agile Analysis	1 hour
3.4	Windows Memory Analysis	1 hour
3.5	Rootkits and Rootkit detection	1 hour
3.6	Linux Forensics: Live Response Data Collection	1 hour
3.7	Prepare the Target Media, Format the Drive, Gather Volatile Information	1 hour
3.8	Acquiring the Image, Initial Triage	1 hour
3.9	Data Analysis- Log Analysis, Keyword Searches, User Activity	1 hour

3.10	Data Analysis- Network Connections, Running Processes, Open File Handlers	1 hour
3.11	The Hacking Top Ten, Reconnaissance Tools	1 hour
Module-4 (Network Forensics) (7 Hrs)		
4.1	OSI Model	1 hour
4.2	Forensic Footprints, Seizure of Networking Devices, Network Forensic Artifacts	1 hour
4.3	ICMP Attacks, Drive-By Downloads, Network Forensic Analysis Tools	1 hour
4.4	Web Attack Forensics	1 hour
4.5	OWASP Top 10, Web Attack Tests	1 hour
4.6	Penetration Testing-1	1 hour
4.7	Penetration Testing.-2	1 hour
Module – 5 (Anti-Forensics) (6 Hrs)		
5.1	Anti-forensic Practices - Data Wiping and Shredding	1 hour
5.2	Data Remanence, Degaussing	1 hour
5.3	Trail Obfuscation: Spoofing, Data Modification	1 hour
5.4	Role of Encryption in Forensics	1 hour
5.5	Data Hiding: Steganography and Cryptography	1 hour
5.6	Anti-forensics Detection Techniques	1 hour

CST497	REINFORCEMENT LEARNING	CATEGORY	L	T	P	CREDIT	YEAR OF INTRODUCTION
		VAC	3	1	0	4	2020

Preamble: This course covers fundamental principles and techniques in reinforcement learning. Reinforcement learning is concerned with building programs that learn how to predict and act in a stochastic environment, based on past experience. Applications of reinforcement learning range from classical control problems, such as power plant optimization or dynamical system control, to game playing, inventory control, and many other fields. Topics include Markov decision process, dynamic programming, Monte Carlo, temporal difference, function approximation reinforcement learning algorithms, and applications of reinforcement learning. This course enables the learners to apply reinforcement learning on real world applications and research problems.

Prerequisite: A pass in CST 294(Computational Fundamentals for Machine Learning)

Course Outcomes: After the completion of the course the student will be able to

CO 1	Solve computational problems using probability and random variables. (Cognitive Knowledge Level: Apply)
CO 2	Apply policy iteration and value iteration reinforcement learning algorithms. (Cognitive Knowledge Level: Apply)
CO 3	Employ Monte Carlo reinforcement learning algorithms. (Cognitive Knowledge Level: Apply)
CO 4	Apply temporal-difference reinforcement learning algorithms. (Cognitive Knowledge Level: Apply)
CO 5	Apply on-policy and off-policy reinforcement learning algorithms with function approximation. (Cognitive Knowledge Level: Apply)

Mapping of course outcomes with program outcomes

	PO 1	PO 2	PO 3	PO 4	PO 5	PO 6	PO 7	PO 8	PO 9	PO 10	PO 11	PO 12
CO 1	✓	✓	✓									✓
CO 2	✓	✓	✓	✓								✓
CO 3	✓	✓	✓	✓								✓
CO 4	✓	✓	✓	✓								✓
CO 5	✓	✓	✓	✓	✓							✓

The COs and CO -PO map shall be considered as suggestive only

Abstract POs defined by National Board of Accreditation			
PO#	Broad PO	PO#	Broad PO
PO1	Engineering Knowledge	PO7	Environment and Sustainability
PO2	Problem Analysis	PO8	Ethics
PO3	Design/Development of solutions	PO9	Individual and team work
PO4	Conduct investigations of complex problems	PO10	Communication
PO5	Modern tool usage	PO11	Project Management and Finance
PO6	The Engineer and Society	PO12	Life long learning

Assessment Pattern

Bloom's Category	Continuous Assessment Tests		End Semester Examination
	1	2	
Remember	30%	30%	30%
Understand	30%	30%	30%
Apply	40%	40%	40%
Analyse			
Evaluate			
Create			

Mark Distribution

Total Marks	CIE Marks	ESE Marks	ESE Duration
150	50	100	3 hours

Continuous Internal Evaluation Pattern:

Attendance : 10 marks

Continuous Assessment Tests : 25 marks

Continuous Assessment Assignment : 15 marks

Internal Examination Pattern:

Each of the two internal examinations has to be conducted out of 50 marks

First Internal Examination shall be preferably conducted after completing the first half of the syllabus and the Second Internal Examination shall be preferably conducted after completing remaining part of the syllabus.

There will be two parts: Part A and Part B. Part A contains 5 questions (preferably, 2 questions each from the completed modules and 1 question from the partly covered module), having 3 marks for each question adding up to 15 marks for part A. Students should answer all questions from Part A. Part B contains 7 questions (preferably, 3 questions each from the completed modules and 1 question from the partly covered module), each with 7 marks. Out of the 7 questions in Part B, a student should answer any 5.

End Semester Examination Pattern: There will be two parts; Part A and Part B. Part A contain 10 questions with 2 questions from each module, having 3 marks for each question. Students should answer all questions. Part B contains 2 questions from each module of which student should answer anyone. Each question can have maximum 2 sub-divisions and carry 14 marks.

Syllabus

Module 1 (Review Of Probability Concepts)

Probability concepts review - Axioms of probability, concepts of random variables, probability mass function, probability density function, cumulative density functions, Expectation. Concepts of joint and multiple random variables, joint, conditional and marginal distributions. Correlation and independence.

Module 2 (Markov Decision Process)

Introduction to Reinforcement Learning(RL) terminology - Examples of RL, Elements of RL, Limitations and Scope of RL.

Finite Markov Decision Processes - The Agent–Environment Interface, Goals and Rewards, Returns and Episodes, Policies and Value Functions, Optimal Policies and Optimal Value Functions.

Module 3 (Prediction And Control)

Dynamic Programming - Policy Evaluation (Prediction), Policy Improvement, Policy Iteration, Value Iteration.

Monte Carlo (MC) for model free prediction and control - Monte Carlo Prediction, Monte

Carlo Estimation of Action Values, Monte Carlo Control, Monte Carlo Control without Exploring Starts, Off-policy Prediction via Importance Sampling, Incremental Implementation, Off-policy Monte Carlo Control.

Module 4 (Temporal-Difference (TD) Methods For Model Free Prediction And Control)

TD Methods - TD Prediction, Advantages of TD Prediction Methods, Optimality of TD(0), Sarsa: On-policy TD Control, Q-learning: Off-policy TD Control, Expected Sarsa.

n-step Bootstrapping- n-step TD Prediction, n-step Sarsa, step Off-policy Learning, Off-policy Learning Without Importance Sampling: The n-step Tree Backup Algorithm.

Module 5 (Function Approximation Method)

On-policy Prediction with Approximation - Value-function Approximation, The Prediction Objective, Stochastic-gradient Methods, Linear Methods.

Eligibility Traces - The λ -return, TD(λ), n-step Truncated λ -return Methods, Sarsa(λ).

Policy Gradient Methods - Policy Approximation and its Advantages, The Policy Gradient Theorem, REINFORCE: Monte Carlo Policy Gradient, REINFORCE with Baseline, Actor-Critic Methods.

Text book:

- 1 Richard S. Sutton and Andrew G. Barto, Reinforcement Learning: An Introduction, , 2nd Edition
- 2 Alberto Leon-Garcia, Probability, Statistics, and Random Processes for Electrical Engineering, 3rd Edition,

Reference books:

- 1 Reinforcement Learning: State-of-the-Art, Marco Wiering and Martijn van Otterlo, Eds
- 2 Algorithms for Reinforcement Learning, Szepesvari (2010), Morgan & Claypool.
- 3 Artificial Intelligence: A Modern Approach, Stuart J. Russell and Peter Norvig
- 4 Mathematical Statistics and Data Analysis by John A. Rice, University of California, Berkeley, Third edition, published by Cengage.
- 5 Machine Learning: A Probabilistic Perspective, Kevin P. Murphy

Sample Course Level Assessment Questions.**Course Outcome 1 (CO1):**

- 1 Let J and T be independent events, where $P(J)=0.4$ and $P(T)=0.7$. Find $P(J \cap T)$, $P(J \cup T)$ and $P(J \cap T')$
- 2 Let A and B be events such that $P(A)=0.45$, $P(B)=0.35$ and $P(A \cup B)=0.5$. Find $P(A \cap B)$
- 3 A random variable R has the probability distribution as shown in the following table:

r	1	2	3	4	5
$P(R=r)$	0.2	a	b	0.25	0.15

Given that $E(R)=2.85$, find a and b and $P(R>2)$.

- 4 A biased coin (with probability of obtaining a head equal to $p > 0$) is tossed repeatedly and independently until the first head is observed. Compute the probability that the first head appears at an even numbered toss.
- 5 Two players A and B are competing at a quiz game involving a series of questions. On any individual question, the probabilities that A and B give the correct answer are p and q respectively, for all questions, with outcomes for different questions being independent. The game finishes when a player wins by answering a question correctly. Compute the probability that A wins if
 - (i) A answers the first question,
 - (ii) B answers the first question.
- 6 A coin for which $P(\text{heads}) = p$ is tossed until two successive tails are obtained. Find the probability that the experiment is completed on the n th toss.
- 7 An urn contains p black balls, q white balls, and r red balls; and n balls are chosen without replacement.
 - i. Find the joint distribution of the numbers of black, white, and red balls in the sample.
 - ii. Find the joint distribution of the numbers of black and white balls in the sample.
 - iii. Find the marginal distribution of the number of white balls in the sample.
- 8 Suppose that two components have independent exponentially distributed lifetimes, T_1 and T_2 , with parameters α and β , respectively. Find (a) $P(T_1 > T_2)$ and (b) $P(T_1 > 2T_2)$.

- 9 Let Z_1 and Z_2 be independent random variables each having the standard normal distribution. Define the random variables X and Y by $X = Z_1 + 3Z_2$ and $Y = Z_1 + Z_2$. Argue that the joint distribution of (X, Y) is a bivariate normal distribution. What are the parameters of this distribution?
- 10 Given a continuous random variable x , with cumulative distribution function $F_X(x)$, show that the random variable $y = F_X(x)$ is uniformly distributed.
- 11 You roll a fair dice twice. Let the random variable X be the product of the outcomes of the two rolls. What is the probability mass function of X ? What are the expected values and the standard deviation of X ?
- 12 Show that if two events A and B are independent, then A and B' are independent
- 13 Prove that X and Y are independent if and only if $f_{X|Y}(x|y) = f_X(x)$ for all x and y
- 14 A random square has a side length that is a uniform $[0, 1]$ random variable. Find the expected area of the square. Let X be a continuous random variable with the density function $f(x) = 2x, 0 \leq x \leq 1$
 - i. Find $E(X)$.
 - ii. Find $E(X^2)$ and $Var(X)$.

Course Outcome 2 (CO2):

- 1 What are the main differences between supervised learning and reinforcement learning?
- 2 Give examples of Markovian and non-Markovian environments?
- 3 What are the advantages and disadvantages of value methods vs policy methods?
- 4 Define the optimal state-value function $V^*(s)$ for an MDP.
- 5 Imagine that the rewards are at most 1 everywhere. What is the maximum value that the discounted return can attain? Why?
- 6 Write down the Bellman optimality equation for state-value functions
- 7 Suppose that you are in a casino. You have Rs 20 and will play until you lose it all or as soon as you double your money. You can choose to play two slot machines: 1) slot machine A costs Rs 10 to play and will return Rs 20 with probability 0.05 and Rs 0 otherwise; and 2) slot machine B costs Rs 20 to play and will return Rs 30 with probability 0.01 and Rs 0 otherwise. Until you are done, you will choose to play machine A or machine B in each turn. Describe the state space, action space, rewards and transition probabilities. Assume the discount factor $\gamma = 1$. Rewards should yield a higher reward when terminating with Rs 40 than when terminating with Rs 0. Also, the reward for terminating with Rs 40 should be the same regardless of how we got there (and equivalently for Rs 0).

Course Outcome 3 (CO3):

- 1 Explain policy iteration and value iteration? What are their similarities and differences?
- 2 Why Monte Carlo methods for learning value functions require episodic tasks? How is it that n-step TD methods avoid this limitation and can work with continuing tasks?
- 3 List any three uses of the depth parameter in the Monte-Carlo tree search procedure.
- 4 Given that $q_{\pi}(\mathbf{s}, \mathbf{a}) > v_{\pi}(\mathbf{s})$, can we conclude that π is not an optimal policy. Justify

Course Outcome 4 (CO4):

- 1 Draw the backup diagram for 2-step Sarsa. Write the corresponding learning rule for 2-step Sarsa.
- 2 Why is Sarsa an on-policy algorithm while Q-learning is an off-policy algorithm?
- 3 How would you differentiate between learning algorithms using on-policy from those that use off-policy?
- 4 When using Temporal Difference learning, why is it better to learn action values (Q-values) rather than state values (V-values)?
- 5 Suppose that a Q-learning agent always chooses the action which maximizes the Q-value. What is one potential problem with that approach?
- 6 Describe any two ways that will force a Q-learning agent to explore.
- 7 Why and when do we need importance sampling?

Course Outcome 5 (CO5):

- 1 How do you deal with a large possible action space in reinforcement learning?
- 2 List any two benefits of policy gradient methods over value function based methods.
- 3 What is the relation between Q-learning and policy gradients methods?
- 4 Consider a five state random walk. There are five states, $\mathbf{s}_1, \mathbf{s}_2, \dots, \mathbf{s}_5$, in a row with two actions each, left and right. There are two terminal states at each end, with a reward of +1 for terminating on the right, after \mathbf{s}_5 and a reward of 0 for all other transitions, including the one terminating on the left after \mathbf{s}_1 . In designing a linear function approximator, what is the least number of state features required to represent the value of the equi-probable random policy?

Model Question paper

QP Code :

Total Pages: 4

Reg No.: _____

Name: _____

SEVENTH SEMESTER B.TECH DEGREE EXAMINATION (HONOURS), MONTH and YEAR

Course Code: CST497**Course Name: REINFORCEMENT LEARNING**

Max. Marks: 100

Duration: 3 Hours

PART A*Answer all questions, each carries 3 marks.*

- 1 The first three digits of a telephone number are 452. If all the sequences of the remaining four digits are equally likely, what is the probability that a randomly selected telephone number contains seven distinct digits?
- 2 If X is a discrete uniform random variable, i.e., $P(X = k) = 1/n$ for $k = 1, 2, \dots, n$, find $E(X)$ and $Var(X)$.
- 3 Define the discounted return G_t . Give an expression for G_t in terms of G_{t+1} .
- 4 Write down the Bellman expectation equation for state-value functions.
- 5 Suppose that we are doing value iteration with $\gamma = 0$. How many iterations will it take for value iteration to converge to the optimal value function?
- 6 List any three advantages of Monte Carlo methods over dynamic programming techniques?
- 7 Draw the backup diagram for 2-step Q-learning. Write the corresponding learning rule for 2-step Q-learning.
- 8 Why Monte Carlo methods for learning value functions require episodic tasks. How does n -step TD methods avoid this limitation and can work with continuing tasks?
- 9 In using policy gradient methods, if we make use of the average reward formulation rather than the discounted reward formulation, then is it necessary to consider, for problems that do not have a unique start state, a designated start state, s_0 ? Justify.
- 10 Value function based methods are oriented towards finding deterministic

policies whereas policy search methods are geared towards finding stochastic policies. True or false? Justify.

10 x 3 = 30

PART B

Answer any one Question from each module. Each question carries 14 Marks

- 11 a) Three players play 10 independent rounds of a game, and each player has probability $1/3$ of winning each round. Find the joint distribution of the numbers of games won by each of the three players. (7)
- b) Find the joint density of $X + Y$ and X/Y , where X and Y are independent exponential random variables with parameter λ . Show that $X + Y$ and X/Y are independent. (7)

OR

- 12 a) An experiment consists of throwing a fair coin four times. Find the probability mass function and the cumulative distribution function of the following random variables: (7)
- i the number of heads before the first tail
 - ii the number of heads following the first tail
 - iii the number of heads minus the number of tails
 - iv the number of tails times the number of heads.
- b) Let X be a continuous random variable with probability density function on $0 \leq x \leq 1$ defined by $f(x) = 3x^2$. Find the pdf of $Y = X^2$. (7)
- 13 a) What is the difference between a state value function $V(s)$ and a state-action value function $Q(s,a)$? (4)
- b) Consider designing a recycling robot whose job is to collect empty bottles around the building. The robot has a sensor to detect when a bottle is in front of it, and a gripper to pick up the bottle. It also senses the level of its battery. The robot can navigate, as well as pick up a bottle and throw a bottle it is holding in the trash. There is a battery charger in the building, and the robot should not run out of battery. (10)
- i. Describe this problem as an MDP. What are the states and actions?
 - ii. Suppose that you want the robot to collect as many bottles as possible, while not running out of battery. Describe what rewards would enable it to achieve this task.

OR

- 14 a) Define the state-value function $V_{\pi}(\mathbf{s})$ for a discounted MDP. (5)
- b) Consider a 4x4 gridworld where the agent starts in the top left, the bottom right state is terminal, rewards are always -1, $\gamma = 1$, and state transitions are deterministic. Consider the policy that always chooses the action to move down except when it is on the bottom row, at which point it chooses the action to move right. Starting with $v_0(\mathbf{s}) = 0$ for all \mathbf{s} , compute v_1, v_2, \dots, v_7 . (10)
- 15 a) During a single iteration of the Value Iteration algorithm, we typically iterate over the states in \mathbf{S} in some order to update $V_t(\mathbf{s})$ to $V_{t+1}(\mathbf{s})$ for all states \mathbf{s} . Is it possible to do this iterative process in parallel? Explain why or why not. (5)
- b) Consider an undiscounted Markov Reward Process with two states A and B. The transition matrix and reward function are unknown, but you have observed two sample episodes: (9)
- A +3 --> A +2 --> B -4 --> A +4 --> B -3
B -2 --> A +3 --> B -3
- i. Using first-visit Monte-Carlo evaluation, estimate the state-value function $V(\mathbf{A}), V(\mathbf{B})$.
 - ii. Using every-visit Monte-Carlo evaluation, estimate the state-value function $V(\mathbf{A}), V(\mathbf{B})$.
 - iii. Draw a diagram of the Markov Reward Process that best explains these two episodes. Show rewards and transition probabilities on your diagram.

OR

- 16 a) Suppose you are given a finite set of transition data. Assuming that the Markov model that can be formed with the given data is the actual MDP from which the data is generated, will the value functions calculated by the MC and TD methods necessarily agree? Justify. (4)
- b) With respect to the expected Sarsa algorithm, is exploration required as it is in the normal Sarsa and Q-learning algorithms? Justify. (5)
- c) For a specific MDP, suppose we have a policy that we want to evaluate through the use of actual experience in the environment alone and using Monte Carlo methods. We decide to use the first-visit approach along with the technique of always picking the start state at random from the available set of states. Will this approach ensure complete evaluation of the action value function corresponding to the policy? (5)
- 17 a) Consider the following $Q[\mathbf{S}, \mathbf{A}]$ table (9)

	State 1	State 2
Action 1	1.5	2.5
Action 2	4	3

Assume the discount factor, $\gamma = 0.5$, and the step size, $\alpha = 0.1$. After the experience $(s, a, r, s') = (1, 1, 5, 2)$, which value of the table gets updated and what is its new value?

- b) What is the difference between Q-learning and Sarsa? (5)

OR

- 18 a) Consider the following Q[S,A] table (9)

	State 1	State 2
Action 1	1.5	2.5
Action 2	4	3

Assume the discount factor, $\gamma = 0.5$, and the step size, $\alpha = 0.1$. After the experience $(s, a, r, s', a') = (1, 1, 5, 2, 1)$, which value of the table gets updated and what is its new value?

- b) For Q-learning to converge we need to correctly manage the exploration vs. exploitation tradeoff. What property needs to be hold for the exploration strategy? (5)
- 19 a) Given the following sequence of states observed from the beginning of an episode, $s_2, s_1, s_3, s_2, s_1, s_2, s_1, s_6$, what is the eligibility value, $e_7(s_1)$, of state s_1 at time step 7 given trace decay parameter λ , discount rate γ , and initial value, $e_0(s_1) = 0$, when accumulating traces are used? What is the eligibility value if replacing traces are used? (8)
- b) Suppose that we are using a policy gradient method to solve a reinforcement learning problem and the policy returned by the method is not optimal. Give three plausible reasons for such an outcome? (6)

OR

- 20 a) Suppose that we have a Q-value function represented as a sigmoid function of a set of features: (8)

$$Q(\phi, a) = \frac{1}{1 + e^{\theta^T \phi}}$$

Write down the update rule that Sarsa would give for this function.

- b) Suppose that in a particular problem, the agent keeps going back to the same state in a loop. What is the maximum value that can be taken by the eligibility trace of such a state if we consider accumulating traces with $\lambda = 0.25$ and $\gamma = 0.8$? (6)

Teaching Plan

No	Topic	No. of Lectures (42)
Module-1 (Review Of Probability Concepts) TB-2(Ch 2,3,4,5) (8 hours)		
1.1	Axioms of probability, concepts of random variables	1 hour
1.2	Probability mass function	1 hour
1.3	Probability density function	1 hour
1.4	Cumulative density functions	1 hour
1.5.	Expectation of random variables	1 hour
1.6.	Joint and multiple random variables	1 hour
1.7	Conditional and marginal distributions	1 hour
1.8	Correlation and independence	1 hour
Module-2 (Markov Decision Process) TB-1(Ch 1,3)(8 hours)		
2.1.	Introduction to Reinforcement Learning(RL) terminology - Examples of RL, Elements of RL, Limitations and Scope of RL	1 hour
2.2	Finite Markov Decision Processes	1 hour
2.3	The Agent–Environment Interface	1 hour
2.4.	Goals and Rewards	1 hour
2.5.	Returns and Episodes	1 hour
2.6.	Policies and Value Functions	1 hour
2.7	Optimal Policies and Optimal Value Functions	1 hour
2.8	Optimal Policies and Optimal Value Functions	1 hour
Module-3 (Prediction And Control) TB-1(Ch 4,5) (9 hours)		

3.1	Policy Evaluation (Prediction)	1 hour
3.2	Policy Improvement	1 hour
3.3	Policy Iteration, Value Iteration	1 hour
3.4	Monte Carlo Prediction	1 hour
3.5	Monte Carlo Estimation of Action Values	1 hour
3.6	Monte Carlo Control, Monte Carlo Control without Exploring Starts	1 hour
3.7	Off-policy Prediction via Importance Sampling	1 hour
3.8	Incremental Implementation	1 hour
3.9	Off-policy Monte Carlo Control	1 hour
Module-4 (Temporal-Difference(Td) Methods) TB-1 (Ch 6,7) (8 hours)		
4.1	TD Prediction, Advantages of TD Prediction Methods	1 hour
4.2	Optimality of TD(0)	1 hour
4.3	Sarsa: On-policy TD Control	1 hour
4.4	Q-learning: Off-policy TD Control	1 hour
4.5	Expected Sarsa	1 hour
4.6	n-step TD Prediction, n-step Sarsa	1 hour
4.7	n-step Off-policy Learning	1 hour
4.8	Off-policy Learning Without Importance Sampling: The n-step Tree Backup Algorithm	1 hour
Module-5 (Function Approximation Method) TB-1 (Ch 9,12,13) (9 hours)		
5.1	Value-function Approximation	1 hour
5.2	The Prediction Objective	1 hour
5.3	Stochastic-gradient Methods	1 hour
5.4	Linear Methods	1 hour
5.5	The Lambda-return , TD(Lambda)	1 hour
5.6	n-step Truncated Lambda-return Methods, Sarsa(Lambda)	1 hour
5.7	Policy Approximation and its Advantages	1 hour
5.8	The Policy Gradient Theorem, REINFORCE: Monte Carlo Policy Gradient	1 hour
5.9	REINFORCE with Baseline, Actor–Critic Methods	1 hour

CST499	LOGIC FOR COMPUTER SCIENCE	CATEGORY	L	T	P	CREDIT	YEAR OF INTRODUCTION
		VAC	3	1	0	4	2020

Preamble: This course enables the learners to understand the concepts of various logics used in computer science. The course covers the standard and most popular logics such as propositional logic, predicate logic, linear temporal logic, computation tree logic, Hoare logic and modal logic. This course helps the students to develop solutions for specification and verification of real world systems.

Prerequisite: Nil

Mapping of course outcomes with program outcomes

CO1	Explain the concepts of Predicate Logic, Propositional Logic, Linear Temporal Logic, Computation Tree Logic, Hoare Logic and Modal Logic as a formal language. (Cognitive Knowledge Level: Understand)
CO2	Develop proofs to show the satisfiability, validity and equivalence of logic formulas. (Cognitive Knowledge Level: Apply)
CO3	Illustrate model checking and program verification to prove correctness of systems. (Cognitive Knowledge Level: Apply)
CO4	Demonstrate <i>Alloy Analyzer</i> to model and analyze software systems. (Cognitive Knowledge Level: Apply)
CO5	Demonstrate <i>New Symbolic Model Verifier (NuSMV)</i> as a model checking tool to check the validity of temporal logic formulas. (Cognitive Knowledge Level: Apply)

Mapping of course outcomes with program outcomes

	PO1	PO2	PO3	PO4	PO5	PO6	PO7	PO8	PO9	PO10	PO11	PO12
CO1												
CO2												
CO3												
CO4												

CO5											
-----	--	--	--	--	--	--	--	--	--	--	--

The COs and CO -PO map shall be considered as suggestive only

Abstract POs defined by National Board of Accreditation			
PO#	Broad PO	PO#	Broad PO
PO1	Engineering Knowledge	PO7	Environment and Sustainability
PO2	Problem Analysis	PO8	Ethics
PO3	Design/Development of solutions	PO9	Individual and team work
PO4	Conduct investigations of complex problems	PO10	Communication
PO5	Modern tool usage	PO11	Project Management and Finance
PO6	The Engineer and Society	PO12	Life long learning

Assessment Pattern

Bloom's Category	Continuous Assessment Tests		End Semester Examination Marks (%)
	Test 1 (%)	Test 2 (%)	
Remember	30	30	30
Understand	30	30	30
Apply	40	40	40
Analyze			
Evaluate			
Create			

Mark Distribution

Total Marks	CIE Marks	ESE Marks	ESE Duration
150	50	100	3

Continuous Internal Evaluation Pattern:

Attendance	10 marks
Continuous Assessment Tests(Average of Internal Tests1&2)	25 marks
Continuous Assessment Assignment	15 marks

Internal Examination Pattern

Each of the two internal examinations has to be conducted out of 50 marks. First series test shall be preferably conducted after completing the first half of the syllabus and the second series test shall be preferably conducted after completing remaining part of the syllabus. There will be two parts: Part A and Part B. Part A contains 5 questions (preferably, 2 questions each from the completed modules and 1 question from the partly completed module), having 3 marks for each question adding up to 15 marks for part A. Students should answer all questions from Part A. Part B contains 7 questions (preferably, 3 questions each from the completed modules and 1 question from the partly completed module), each with 7 marks. Out of the 7 questions, a student should answer any 5.

End Semester Examination Pattern:

There will be two parts; Part A and Part B. Part A contains 10 questions with 2 questions from each module, having 3 marks for each question. Students should answer all questions. Part B contains 2 full questions from each module of which student should answer any one. Each question can have maximum 2 sub-divisions and carries 14 marks.

Syllabus**Module – 1 (Propositional Logic)**

Declarative Sentences, Natural Deduction, Propositional Logic as a Formal Language, Semantics of Propositional Logic, Normal Forms, SAT Solvers.

Module– 2(Predicate Logic)

The Need of a Richer Language, Predicate Logic as a Formal Language, Proof Theory of Predicate Logic, Semantics of Predicate Logic, Undecidability of Predicate Logic, Expressiveness of Predicate Logic.

Module - 3 (Verification by Model Checking)

Motivation for Verification, Linear Time Temporal Logic (LTL), Model Checking Systems, Tools, Properties, Branching Time Logic, Computation Tree Logic (CTL) and the Expressive Powers of LTL and CTL, Model Checking Algorithms, The Fixed Point Characterization of CTL.

Module–4 (Program Verification)

Why Should We Specify and Verify Code, A Framework for Software Verification, Proof Calculus for Partial Correctness, Proof Calculus for Total Correctness, Programming by Contract.

Module–5 (Modal Logics and Agents)

Modes of Truth, Basic Modal Logic, Logic Engineering, Natural Deduction, Reasoning about Knowledge in a Multi-Agent System.

Text Books

1. Michael Huth and Mark Ryan, Logic in Computer Science, 2/e, Cambridge University Press, 2004.

Reference Books

1. Daniel Jackson, Software Abstractions, MIT Press, 2011.
2. Roberto Cavada, Alessandro Cimatti, Gavin Keighren, Emanuele Olivetti, Marco Pistore and Marco Roveri, NuSMV 2.6 Tutorial (available at <https://nusmv.fbk.eu>).
3. Tutorial for Alloy Analyzer 4.0 (available at <https://alloytools.org/tutorials/online/>).

Course Level Assessment Questions**Course Outcome1 (CO1):**

1. Express the following statements as appropriate logic formulas.
 - a. If the barometer falls, either it will rain or it will snow.
 - b. No student attended every lecture.
 - c. Once you are on the field, you keep on playing until the game is over.
 - d. There are eight planets in the solar system.
2. Explain Horn Clause and Horn Formula.
3. Explain modal logic.

Course Outcome 2(CO2):

1. Prove the validity of the following sequents.

$$(p \wedge q) \wedge r, s \wedge t \vdash q \wedge s$$

2. Prove the validity of

$$(a) \quad \forall x \forall y P(x, y) \vdash \forall u \forall v P(u, v)$$

$$(b) \quad \exists x \exists y F(x, y) \vdash \exists u \exists v F(u, v)$$

$$(c) \quad \exists x \forall y P(x, y) \vdash \forall y \exists x P(x, y).$$

3. Prove that for all paths π of all models, $\pi \models \phi W \psi \wedge F \psi$ implies $\pi \models \phi U \psi$.

Course Outcome 3(CO3):

1. Consider an LTL formula $\phi \equiv (a U b) \rightarrow F b$. Is ϕ valid? If yes, give an automata-theoretic proof of validity (i.e., construct a suitable NBA and use nested DFS to check an appropriate persistence condition). Otherwise, give a transition system that violates the formula. Illustrate the constructions clearly.
2. A familiar command missing from the core language (described in the text book) is the *for-statement*. It may be used to sum the elements in an array, for example, by programming as follows:

```

s = 0;
for (i = 0; i <= max; i = i+1) {
    s = s + a[i];
}

```

After performing the initial assignment $s = 0$, this executes $i = 0$ first, then executes the body $s = s + a[i]$ and the incrementation $i = i + 1$ continually until $i \leq max$ becomes false. Explain how $\mathbf{for(C1;B;C2) \{C3\}}$ can be defined as a derived program in our core language.

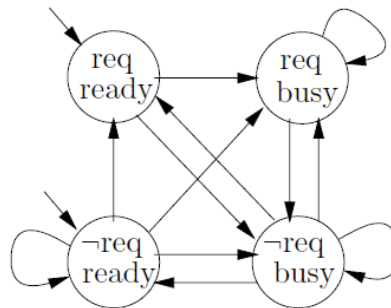
Course Outcome 4(CO4): .

1. Use *Alloy Analyzer* to model and solve the following problem.

A farmer is on one shore of a river and has with him a fox, a chicken, and a sack of grain. He has a boat that fits one object besides himself. In the presence of the farmer nothing gets eaten, but if left without the farmer, the fox will eat the chicken, and the chicken will eat the grain. How can the farmer get all three possessions across the river safely?

Course Outcome 5(CO5):

1. Simulate the following system using NuSMV..



Verify that $G (req \rightarrow F busy)$ holds in all initial states.

Model Question Paper**QP CODE:****Reg No:** _____**Name:** _____**PAGES : 4****SEVENTH SEMESTER B.TECH DEGREE EXAMINATION, MONTH & YEAR****Course Code: CST499****Course Name: Logic for Computer Science****Max.Marks:100****Duration: 3 Hours****PART A****Answer All Questions. Each Question Carries 3 Marks**

1. Check the validity of the following sequents.
 - a. $\sim p \rightarrow \sim q \vdash q \rightarrow p$
 - b. $\sim(\sim p \vee q) \vdash p$
2. For the formula $\phi = p \wedge \sim(q \vee \sim p)$, we compute the inductively defined translation as $T(\phi) = p \wedge \sim\sim(\sim q \wedge \sim\sim p)$. Draw the parse tree of $T(\phi)$.
3. Translate the following into predicate logic.
 - a. All red things are in the box.
 - b. No animal is both a cat and a dog.
4. Let ϕ be $\exists x (P(y, z) \wedge (\forall y (\sim Q(y, x) \vee P(y, z))))$, where P and Q are predicate symbols with two arguments. Identify all bound and free variables in ϕ .
5. Show the syntax of Computation Tree Logic (CTL).
6. Prove that the LTL equivalence between $\phi U \psi$ and $\sim(\sim\psi U (\sim\phi \wedge \sim\psi)) \wedge F\psi$.
7. Explain the need of specification and verification of code.
8. In what circumstances would $if (B)\{C1\} else \{C2\}$ fail to terminate?

9. Illustrate Kripke model.
10. With an example, explain the equivalences between modal formulas.

(10x3=30)

Part B**(Answer any one question from each module. Each question carries 14 Marks)**

11. (a) Give the rules for Natural Deduction in propositional logic. (6)
- (b) Use Natural Deduction to show the equivalence of the following formulas. (8)
- a. $(p \wedge q) \wedge r, s \wedge t \vdash q \wedge s$
- b. $(q \rightarrow r) \rightarrow ((\sim q \rightarrow \sim p) \rightarrow (p \rightarrow r))$

OR

12. (a) What is a Horn Formula? How do you decide the satisfiability of a Horn formula. (6)
- (b) Check the satisfiability of the following Horn Formulas. (8)
- a. $(p \wedge q \wedge s \rightarrow p) \wedge (q \wedge r \rightarrow p) \wedge (p \wedge s \rightarrow s)$
- b. $(T \rightarrow q) \wedge (T \rightarrow s) \wedge (w \rightarrow \perp) \wedge (p \wedge q \wedge s \rightarrow v) \wedge (v \rightarrow s) \wedge (T \rightarrow r) \wedge (r \rightarrow p)$
13. (a) Use Natural Deduction to prove the following equivalences. (8)
- a. $\forall x(Q(x) \rightarrow R(x)), \exists x(P(x) \wedge Q(x)) \vdash \exists x(P(x) \wedge R(x))$
- b. $\exists xP(x), \forall x(P(x) \rightarrow Q(x)) \vdash \forall yQ(y)$
- (b) Illustrate how Quantifier Equivalences can be used to check the equivalence of predicate logic formulas. (6)

OR

14. (a) Model the following system in *Alloy Analyzer*. (7)

There is an entity named **Person**, **Man** and **Woman** are two specializations of the entity **Person**. Every **Person** has a **Father** (a **Man**) and a **Mother** as **Parent**. The **Parents** of a **Person** should be married. A **Man**'s **spouse** should be a **Woman** and a **Woman**'s **spouse** should be a **Man**. The **spouse** relation is symmetric.

Add a predicate to check whether marriage between siblings is possible in the above system.

- (b) Explain Existential Second Order Logic and Universal Second Order Logic. (7)
15. (a) Model the Ferryman problem using New Symbolic Model Verifier (NuSMV). (7)
- (b) Construct a Generalized Buchi Automaton for the LTL formula $\mathcal{O}a$. (7)

OR

16. (a) Show the closure of the LTL formula $\sim p U (F r \vee G \sim q \rightarrow q W \sim r)$. (7)
- (b) Explain the Fixed Point Characterization of CTL. (7)
17. (a) Illustrate partial correctness and total correctness in program verification. (7)
- (b)

```
boolean withdraw(amount: int) {
    if (amount < 0 && isGood(amount))
        { balance = balance - amount;
          return true;
        }
    else { return false; }
}
```

 (7)

Consider the method named *withdraw* which attempts to withdraw amount from an integer field *balance* of the class within which the method *withdraw* lives. This method makes use of another method *isGood* which returns true iff the value of *balance* is greater than or equal to the value of *amount*.

Write a contract for the method *isGood*. Use that contract to show the validity of the contract for *withdraw*:

Method name: *withdraw*

Input: *amount* of type int

Assumes: $0 \leq balance$

Guarantees: $0 \leq balance$

Output: of type boolean

Modifies only: *balance*

Upon validation, this contract establishes that all calls to *withdraw* leave $0 \leq \text{balance}$ invariant.

OR

18. (a) Consider the program for computing the factorial of a number as given below. (7)

```

y = 1;
z = 0;
while (z != x) {
    z = z + 1;
    y = y * z;
}

```

Find a partial correctness proof for the above program.

- (b) Explain the proof calculus for total correctness. (7)

19. (a) Let $\mathcal{F} = (W, R)$ be a frame. Prove the two claims given below. (7)

1. The following statements are equivalent:

- R is reflexive;
- \mathcal{F} satisfies $\Box\phi \rightarrow \phi$;
- \mathcal{F} satisfies $\Box p \rightarrow p$;

2. The following statements are equivalent:

- R is transitive;
- \mathcal{F} satisfies $\Box\phi \rightarrow \Box\Box\phi$;
- \mathcal{F} satisfies $\Box p \rightarrow \Box\Box p$.

- (b) Explain the modal logics K , $KT45$ and $KT4$. (7)

OR

20. (a) Prove the following using Natural Deduction. (8)

$\vdash_{KT45} p \rightarrow \Box\Diamond p$, $\vdash_{KT45} \Box\Diamond\Box p \rightarrow \Box p$

- (b) Find a modal logic to formalize and solve *The Wise-Men Puzzle*. (6)

Teaching Plan

No	Contents	No. of Lecture Hours (45 hrs)
Module-1(Propositional Logic) (8 hours)		
1.1	Declarative Sentences, Natural Deduction	1 hour
1.2	Rule for Natural Deduction	1 hour
1.3	Derived Rules, Natural Deduction in Summary	1 hour
1.4	Provable Equivalence, Proof by Contradiction. Propositional Logic as a Formal language	1 hour
1.5	Semantics of Propositional Logic – The Meaning of Logical Connectives, Soundness of Propositional Logic, Completeness of Propositional Logic (Proof not required)	1 hour
1.6	Semantic Equivalence, Satisfiability and Validity	1 hour
1.7	Normal Forms – Conjunctive Normal Forms and Validity, Horn Clauses and Satisfiability	1 hour
1.8	SAT Solvers – A Linear Solver, A Cubic Solver	1 hour
Module-2(Predicate Logic) (7 hours)		
2.1	The Need of a Richer language, Predicate Logic as a Formal Language – Terms, Formulas, Free and Bound Variables, Substitution	1 hour
2.2	Proof Theory of Predicate Logic – Natural Deduction Rules	1 hour
2.3	Proof Theory of Predicate Logic – Quantifier Equivalences	1 hour
2.4	Semantics of Predicate Logic – Models, Semantic Entailment, The Semantics of Equality	1 hour
2.5	Undecidability of Predicate Logic (<i>no proof required</i>), Expressiveness of Predicate Logic – Existential Second Order Logic, Universal Second Order Logic	1 hour
2.6	Micromodels of Software – State Machines, A Software Micromodel (<i>Alloy</i>) (Lecture 1)	1 hour
2.7	A Software Micromodel (<i>Alloy</i>) (Lecture 2)	1 hour
Module-3(Verification by Model Checking) (13 hours)		

3.1	Motivation for Verification, Linear Time Temporal Logic (LTL) - Syntax	1 hour
3.2	Semantics of LTL – Practical Patterns of Specifications, Important Equivalences between LTL Formulas, Adequate Sets of Connectives for LTL	1 hour
3.3	Introduction to model checking	1 hour
3.4	Model Checking Systems, Tools, Properties	1 hour
3.5	Model checking example: Mutual Exclusion	1 hour
3.6	The New Symbolic Model Verifier (NuSMV) Model Checker – Introduction, Mutual Exclusion Revisited	1 hour
3.7	The NuSMV Model Checker – The Ferryman, The Alternating Bit Protocol	1 hour
3.8	Branching Time Logic – Syntax of Computation Tree Logic (CTL), Semantics of CTL	1 hour
3.9	Practical Patterns of Specification, Important Equivalences between CTL Formulas, Adequate Sets of CTL Connectives	1 hour
3.10	CTL and the Expressive Powers of LTL and CTL – Boolean Combinations of Temporal Formulas in CTL	1 hour
3.11	Model-Checking Algorithms – The CTL Model Checking Algorithm	1 hour
3.12	CTL Model Checking with Fairness	1 hour
3.13	The LTL Model Checking Algorithm (Algorithm only)	1 hour
Module-4 (Program Verification) (8 hours)		
4.1	Introduction to Program Verification, Need of Specification and Verification of Code	1 hour
4.2	A Framework for Software Verification – A Core Programming Language, Hoare Triples	1 hour
4.3	A Framework for Software Verification – Partial and Total Correctness, Program Variables and Logical Variables	1 hour
4.4	Proof Calculus for partial Correctness – Proof Rules	1 hour
4.5	Proof Calculus for partial Correctness – Proof Tableaux	1 hour
4.6	Proof Calculus for partial Correctness – A Case Study: Minimal-Sum Section	1 hour
4.7	Proof Calculus for Total Correctness	1 hour
4.8	Programming by Contract	1 hour
Module-5 (Modal Logics and Agents) (9 hours)		

5.1	Modes of Truth, basic Modal Logic - Syntax	1 hour
5.2	Basic Modal Logic - Semantics	1 hour
5.3	Logic Engineering – The Stock of Valid Formulas, Important Properties of the Accessibility Relation	1 hour
5.4	Logic Engineering – Correspondence Theory, Some Modal Logics	1 hour
5.5	Natural Deduction	1 hour
5.6	Reasoning about Knowledge in a Multi-Agent System –Examples (The Wise - Man Puzzle, The Muddy – Children Puzzle)	1 hour
5.7	The Modal Logic KT45n	1 hour
5.8	Natural Deduction for KT45n	1 hour
5.9	Formalizing the Examples (The Wise - Man Puzzle, The Muddy – Children Puzzle)	1 hour

SEMESTER VIII

SEMESTER VIII

SLOT	COURSE NO.	COURSES	L-T-P	HOURS	CREDIT
A	CST 402	DISTRIBUTED COMPUTING	2-1-0	3	3
B	CST ---	PROGRAM ELECTIVE III	2-1-0	3	3
C	CST ---	PROGRAM ELECTIVE IV	2-1-0	3	3
D	CST ---	PROGRAM ELECTIVE V	2-1-0	3	3
T	CST 404	COMPREHENSIVE COURSE VIVA	1-0-0	1	1
U	CSD 416	PROJECT PHASE II	0-0-12	12	4
R/M/ H	VAC	Remedial/Minor/Honors course	3-1-0	4	4
TOTAL				25*	17/21
* Excluding Hours to be engaged for Remedial/Minor/Honors course.					

PROGRAM ELECTIVE III

SLOT	COURSE NO.	COURSES	L-T-P	HOURS	CREDIT
B	CST 414	i DEEP LEARNING	2-1-0	3	3
	CST 424	ii PROGRAMMING PARADIGMS	2-1-0		
	CST 434	iii NETWORK SECURITY PROTOCOLS	2-1-0		
	CST 444	iv SOFT COMPUTING	2-1-0		
	CST 454	v FUZZY SET THEORY AND APPLICATIONS	2-1-0		
	CST 464	vi EMBEDDED SYSTEMS	2-1-0		
	CST 474	vii COMPUTER VISION	2-1-0		

PROGRAM ELECTIVE IV

SLOT	COURSE NO.	COURSES	L-T-P	HOURS	CREDIT
C	CST 416	i FORMAL METHODS AND TOOLS IN SOFTWARE ENGINEERING	2-1-0	3	3
	CST 426	ii CLIENT SERVER ARCHITECTURE	2-1-0		
	CST 436	iii PARALLEL COMPUTING	2-1-0		
	CST 446	iv DATA COMPRESSION TECHNIQUES	2-1-0		
	CST 466	vi DATA MINING	2-1-0		
	CST 476	vii MOBILE COMPUTING	2-1-0		

PROGRAM ELECTIVE V

SLOT	COURSE NO.	COURSES	L-T-P	HOURS	CREDIT
D	CST 418	i HIGH PERFORMANCE COMPUTING	2-1-0	3	3
	CST 428	ii BLOCK CHAIN TECHNOLOGIES	2-1-0		
	CST 438	iii IMAGE PROCESSING TECHNIQUE	2-1-0		
	CST 448	iv INTERNET OF THINGS	2-1-0		
	CST 458	v SOFTWARE TESTING	2-1-0		
	CST 468	vi BIOINFORMATICS	2-1-0		
	CST 478	vii COMPUTATIONAL LINGUISTICS	2-1-0		

CST402	DISTRIBUTED COMPUTING	CATEGORY	L	T	P	CREDIT	YEAR OF INTRODUCTION
		PCC	2	1	0	3	2020

Preamble: The purpose of this course is to understand the system models, algorithms and protocols that allow computers to communicate and coordinate their actions to solve a problem. This course helps the learner to understand the distributed computation model and various concepts like global state, termination detection, mutual exclusion, deadlock detection, shared memory, failure recovery, consensus, file system. It helps the learners to develop solutions to problems in distributed computing environment.

Prerequisite: Basic knowledge in data structures and operating systems.

Course Outcomes: After the completion of the course the student will be able to

CO1	Summarize various aspects of distributed computation model and logical time. (Cognitive Knowledge Level: Understand)
CO2	Illustrate election algorithm, global snapshot algorithm and termination detection algorithm. (Cognitive Knowledge Level: Apply)
CO3	Compare token based, non-token based and quorum based mutual exclusion algorithms. (Cognitive Knowledge Level: Understand)
CO4	Recognize the significance of deadlock detection and shared memory in distributed systems. (Cognitive Knowledge Level: Understand)
CO5	Explain the concepts of failure recovery and consensus. (Cognitive Knowledge Level: Understand)
CO6	Illustrate distributed file system architectures. (Cognitive Knowledge Level: Understand)

Mapping of course outcomes with program outcomes

	PO1	PO2	PO3	PO4	PO5	PO6	PO7	PO8	PO9	PO10	PO11	PO12
CO1	<input checked="" type="checkbox"/>	<input checked="" type="checkbox"/>	<input checked="" type="checkbox"/>									<input checked="" type="checkbox"/>
CO2	<input checked="" type="checkbox"/>	<input checked="" type="checkbox"/>	<input checked="" type="checkbox"/>	<input checked="" type="checkbox"/>								<input checked="" type="checkbox"/>
CO3	<input checked="" type="checkbox"/>	<input checked="" type="checkbox"/>	<input checked="" type="checkbox"/>									<input checked="" type="checkbox"/>
CO4	<input checked="" type="checkbox"/>	<input checked="" type="checkbox"/>	<input checked="" type="checkbox"/>									<input checked="" type="checkbox"/>
CO5	<input checked="" type="checkbox"/>	<input checked="" type="checkbox"/>	<input checked="" type="checkbox"/>									<input checked="" type="checkbox"/>
CO6	<input checked="" type="checkbox"/>	<input checked="" type="checkbox"/>	<input checked="" type="checkbox"/>									<input checked="" type="checkbox"/>

The COs and CO -PO map shall be considered as suggestive only

Abstract POs defined by National Board of Accreditation			
PO#	Broad PO	PO#	Broad PO
PO1	Engineering Knowledge	PO7	Environment and Sustainability
PO2	Problem Analysis	PO8	Ethics
PO3	Design/Development of solutions	PO9	Individual and team work
PO4	Conduct investigations of complex problems	PO10	Communication
PO5	Modern tool usage	PO11	Project Management and Finance
PO6	The Engineer and Society	PO12	Life long learning

Assessment Pattern

Bloom's Category	Continuous Assessment Tests		End Semester Examination Marks (%)
	Test 1 (%)	Test 2 (%)	
Remember	30	30	30
Understand	50	50	50
Apply	20	20	20
Analyze			
Evaluate			
Create			

Mark Distribution

Total Marks	CIE Marks	ESE Marks	ESE Duration
150	50	100	3

Continuous Internal Evaluation Pattern:

Attendance	10 marks
Continuous Assessment Tests(Average of Internal Tests1 &2)	25 marks
Continuous Assessment Assignment	15 marks

Internal Examination Pattern

Each of the two internal examinations has to be conducted out of 50 marks. First series test shall be preferably conducted after completing the first half of the syllabus and the second series test shall be preferably conducted after completing remaining part of the syllabus. There will be two parts: Part A and Part B. Part A contains 5 questions (preferably, 2 questions each from the completed modules and 1 question from the partly completed module), having 3 marks for each question adding up to 15 marks for part A. Students should answer all questions from Part A. Part B contains 7 questions (preferably, 3 questions each from the completed modules and 1 question from the partly completed module), each with 7 marks. Out of the 7 questions, a student should answer any 5.

End Semester Examination Pattern:

There will be two parts; Part A and Part B. Part A contains 10 questions with 2 questions from each module, having 3 marks for each question. Students should answer all questions. Part B contains 2 full questions from each module of which student should answer any one. Each question can have maximum 2 sub-divisions and carries 14 marks.

Syllabus**Module – 1 (Distributed systems basics and Computation model)**

Distributed System – Definition, Relation to computer system components, Motivation, Primitives for distributed communication, Design issues, Challenges and applications. A model of distributed computations – Distributed program, Model of distributed executions, Models of communication networks, Global state of a distributed system, Cuts of a distributed computation, Past and future cones of an event, Models of process communications.

Module – 2 (Election algorithm, Global state and Termination detection)

Logical time – A framework for a system of logical clocks, Scalar time, Vector time. Leader election algorithm – Bully algorithm, Ring algorithm. Global state and snapshot recording algorithms – System model and definitions, Snapshot algorithm for FIFO channels – Chandy Lamport algorithm. Termination detection – System model of a distributed computation, Termination detection using distributed snapshots, Termination detection by weight throwing, Spanning-tree-based algorithm.

Module – 3 (Mutual exclusion and Deadlock detection)

Distributed mutual exclusion algorithms – System model, Requirements of mutual exclusion algorithm. Lamport's algorithm, Ricart-Agrawala algorithm, Quorum-based mutual exclusion algorithms – Maekawa's algorithm. Token-based algorithm – Suzuki-Kasami's broadcast algorithm. Deadlock detection in distributed systems – System model, Deadlock handling strategies, Issues in deadlock detection, Models of deadlocks.

Module – 4 (Distributed shared memory and Failure recovery)

Distributed shared memory – Abstraction and advantages. Shared memory mutual exclusion – Lamport's bakery algorithm. Check pointing and rollback recovery – System model, consistent and inconsistent states, different types of messages, Issues in failure recovery, checkpoint based recovery, log based roll back recovery.

Module – 5 (Consensus and Distributed file system)

Consensus and agreement algorithms – Assumptions, The Byzantine agreement and other problems, Agreement in (message-passing) synchronous systems with failures – Consensus algorithm for crash

failures. Distributed file system – File service architecture, Case studies: Sun Network File System, Andrew File System, Google File System.

(Note: Proof of correctness and performance analysis are not expected for any of the algorithms in the syllabus).

Text Books

1. Ajay D. Kshemkalyani and Mukesh Singhal, Distributed Computing: Principles, Algorithms, and Systems, Cambridge University Press, 2011.

Reference Books

1. George Coulouris, Jean Dollimore, Tim Kindberg and Gordon Blair. Distributed Systems: Concepts and Design, Addison Wesley, Fifth edition.
2. Kai Hwang, Geoffrey C Fox, Jack J Dongarra, Distributed and Cloud Computing – From Parallel Processing to the Internet of Things, Morgan Kaufmann Publishers, 2012.
3. Sukumar Ghosh, Distributed Systems: An Algorithmic Approach, CRC Press, Second edition, 2015.
4. Maarten Van Steen, Andrew S. Tanenbaum, Distributed Systems, Prentice Hall of India, Third edition, 2017.
5. Randy Chow and Theodore Johnson, Distributed Operating Systems and Algorithm Analysis, Pearson Education India, First edition, 2009.
6. Valmir C. Barbosa, An Introduction to Distributed Algorithms, MIT Press, 2003.

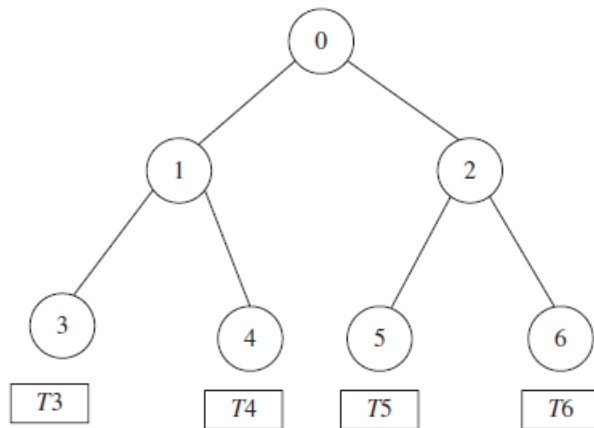
Course Level Assessment Questions

Course Outcome1 (CO1):

1. Define logical clock and explain the implementation of the logical clock.
2. Explain different forms of load balancing.

Course Outcome 2(CO2):

1. Apply ring-based leader election algorithm with 10 processes in the worst-performing case. Count the number of messages needed.
2. Apply spanning tree-based termination detection algorithm in the following scenario. The nodes are processes 0 to 6. Leaf nodes 3, 4, 5, and 6 are each given tokens T3, T4, T5 and T6 respectively. Leaf nodes 3, 4, 5 and 6 terminate in the order, but before terminating node 5, it sends a message to node 1.

**Course Outcome 3(CO3):**

1. What are the requirements of mutual exclusion algorithms?
2. Illustrate Suzuki- Kasami's broadcast algorithm.

Course Outcome 4(CO4):

1. Compare different models of deadlocks.
2. Illustrate the detailed abstraction of distributed shared memory and interaction with application processes.

Course Outcome 5(CO5):

1. Explain how consensus problem differs from the Byzantine agreement problem.
2. Classify different log based roll back recovery techniques.

Course Outcome 6 (CO6):

1. Explain the directory service and its interface operations in a file service architecture.
2. Describe the architecture of Google file system.

Model Question Paper

QP CODE:

Reg No: _____

Name: _____

PAGES : 4

EIGHTH SEMESTER B.TECH DEGREE EXAMINATION, MONTH & YEAR

Course Code: CST402

Course Name: Distributed Computing

Max.Marks:100

Duration: 3 Hours

PART A

Answer All Questions. Each Question Carries 3 Marks

1. Identify any three distributed applications and for each application, determine which all motivating factors are important for building an application over a distributed system.
2. Assume that the surface of the past cone form a consistent cut. Does it mean that all events on the surface of the past cone are always concurrent? Demonstrate with the help of an example.
3. Specify the issues in recording a global state.
4. Explain the rules used to update clocks in scalar time representation.
5. Describe how quorum-based mutual exclusion algorithms differ from the other categories of mutual exclusion algorithms.
6. Explain with example, how wait-for-graphs can be used in deadlock detection.
7. List any three advantages of using distributed shared memory.
8. Define the no-orphans consistency condition.

9. Define Byzantine agreement problem.
10. Differentiate between whole file serving and whole file caching in Andrew file system (10x3=30)

Part B

(Answer any one question from each module. Each question carries 14 Marks)

11. (a) Explain the three different models of the service provided by communication networks. (6)
- (b) Explain how the causal dependency between events in distributed execution is defined using Lamport's happened before relationship. (8)

OR

12. (a) Address the various strategies that can be adopted to satisfy the requirements of a reliable and fault tolerant distributed system. (6)
- (b) Which are the different versions of send and receive primitives for distributed communication? Explain. (8)
13. (a) Illustrate bully algorithm for electing a new leader. Does the algorithm meet liveness and safety conditions? (7)
- (b) Clearly mentioning assumptions, explain the rules of termination detection using distributed snapshots. (7)

OR

14. (a) In Chandy-Lamport algorithm for recording global snapshots, explain how the recorded local snapshots can be put together to create the global snapshot. Can multiple processes initiate the algorithm concurrently? (6)
- (b) Illustrate the working of spanning tree based termination detection algorithm. (8)
15. (a) Explain and illustrate Lamport's mutual exclusion algorithm. (8)
- (b) Discuss the three types of messages required for deadlock handling in Maekawa's algorithm. Explain how Maekawa's algorithm handles deadlocks. (6)

OR

16. (a) Explain and illustrate Ricart- Agrawala algorithm for achieving mutual exclusion. (8)
- (b) Explain any three different models of deadlock. (6)
17. (a) What are the issues in failure recovery? Illustrate with suitable examples. (7)
- (b) Show that Lamport's Bakery algorithm for shared memory mutual exclusion, satisfy the three requirements of critical section problem. (7)

OR

18. (a) Differentiate consistent and inconsistent states with examples. (4)
- (b) What is check point-based rollback-recovery? Explain the three classifications of check point-based rollback-recovery. (10)
19. (a) Explain consensus algorithm for crash failures under synchronous systems. (6)
- (b) Summarize distributed file system requirements. (8)

OR

20. (a) Differentiate Andrew file system and NFS. (4)
- (b) Explain Sun NFS architecture with diagram. (10)

Teaching Plan

No	Contents	No. of Lecture Hours (35 hours)
Module – 1(Distributed systems basics and Computation model) (7 hours)		
1.1	Distributed System – Definition, Relation to computer system components	1 hour
1.2	Primitives for distributed communication.	1 hour
1.3	Design issues, challenges and applications.	1 hour
1.4	Design issues, challenges and applications.	1 hour
1.5	A model of distributed computations – Distributed program, Model of distributed executions	1 hour
1.6	Models of communication networks, Global state of a distributed system, Cuts of a distributed computation	1 hour
1.7	Cuts of a distributed computation, Past and future cones of an event, Models of process communications.	1 hour
Module – 2 (Election algorithm, Global state and Termination detection) (8 hours)		
2.1	Logical time – A framework for a system of logical clocks, Scalar time	1 hour
2.2	Vector time.	1 hour
2.3*	Leader election algorithm – Bully Algorithm, Ring Algorithm	1 hour
2.4	Global state and snapshot recording algorithms – System model and definitions	1 hour
2.5*	Snapshot algorithm for FIFO channels – Chandy Lamport algorithm.	1 hour
2.6	Termination detection – System model of a distributed computation	1 hour
2.7*	Termination detection using distributed snapshots	1 hour
2.8*	Termination detection by weight throwing, Spanning tree-based algorithm	1 hour
Module – 3 (Mutual exclusion and Deadlock detection) (6 hours)		
3.1*	Distributed mutual exclusion algorithms – System model, Lamport's algorithm	1 hour

3.2*	Ricart–Agrawala algorithm	1 hour
3.3*	Quorum-based mutual exclusion algorithms – Maekawa’s algorithm	1 hour
3.4*	Token-based algorithm – Suzuki–Kasami’s broadcast algorithm.	1 hour
3.5	Deadlock detection in distributed systems – System model, Deadlock handling strategies, Issues in deadlock detection	1 hour
3.6	Models of deadlocks	1 hour
Module – 4 (Distributed shared memory and Failure recovery) (7 hours)		
4.1	Distributed shared memory – Abstraction and advantages.	1 hour
4.2*	Shared memory mutual exclusion – Lamport’s bakery algorithm.	1 hour
4.3	Checkpointing and rollback recovery – System model, consistent and inconsistent states	1 hour
4.4	different types of messages, Issues in failure recovery	1 hour
4.5	checkpoint based recovery	1 hour
4.6	log based roll back recovery.	1 hour
4.7	log based roll back recovery.	1 hour
Module – 5(Consensus and Distributedfile system) (7 hours)		
5.1	Consensus and agreement algorithms – Assumptions, The Byzantine agreement and other problems	1 hour
5.2	Agreement in (message-passing) synchronous systems with failures – Consensus algorithm for crash failures	1 hour
5.3*	Agreement in (message-passing) synchronous systems with failures – Consensus algorithm for crash failures	1 hour
5.4	Distributed File System – File Service Architecture	1 hour
5.5	Case Studies: Sun Network File System	1 hour
5.6	Andrew File System	1 hour
5.7	Google File System.	1 hour

* **Proof of correctness and performance analysis are not expected for this algorithm.**

CST404	COMPREHENSIVE COURSE VIVA	CATEGORY	L	T	P	CREDIT	YEAR OF INTRODUCTION
		PCC	1	0	0	1	2020

The objective of this Course viva is to ensure the basic knowledge of each student in the most fundamental core courses in the curriculum. The viva voce shall be conducted based on the core subjects studied from third to eighth semester. This course helps the learner to become competent in placement tests and other competitive examinations.

Guidelines

1. The course should be mapped with a faculty and classes shall be arranged for practicing questions based on the core courses listed in the curriculum.
2. The viva voce will be conducted by the same three member committee assigned for final project phase II evaluation. It comprises of Project coordinator, expert from Industry/research Institute and a senior faculty from a sister department.
3. The pass minimum for this course is 25.
4. The mark will be treated as internal and should be uploaded along with internal marks of other courses.
5. Comprehensive Viva should be conducted along with final project evaluation by the three member committee.

Mark Distribution

Total marks: 50, only CIE, minimum required to pass : **25**

CSD416	PROJECT PHASE II	CATEGORY	L	T	P	CREDIT
		PWS	0	0	12	4

Preamble: The course ‘Project Work’ is mainly intended to evoke the innovation and invention skills in a student. The course will provide an opportunity to synthesize and apply the knowledge and analytical skills learned, to be developed as a prototype or simulation. The project extends to 2 semesters and will be evaluated in the 7th and 8th semester separately, based on the achieved objectives. One third of the project credits shall be completed in 7th semester and two third in 8th semester. It is recommended that the projects may be finalized in the thrust areas of the respective engineering stream or as interdisciplinary projects. Importance should be given to address societal problems and developing indigenous technologies.

Course Objectives

- To apply engineering knowledge in practical problem solving.
- To foster innovation in design of products, processes or systems.
- To develop creative thinking in finding viable solutions to engineering problems.

Course Outcomes [COs]: After successful completion of the course, the students will be able to:

CO1	Model and solve real world problems by applying knowledge across domains (Cognitive knowledge level: Apply).
CO2	Develop products, processes or technologies for sustainable and socially relevant applications (Cognitive knowledge level: Apply).
CO3	Function effectively as an individual and as a leader in diverse teams and to comprehend and execute designated tasks (Cognitive knowledge level: Apply).
CO4	Plan and execute tasks utilizing available resources within timelines, following ethical and professional norms (Cognitive knowledge level: Apply).
CO5	Identify technology/research gaps and propose innovative/creative solutions (Cognitive knowledge level: Analyze).
CO6	Organize and communicate technical and scientific findings effectively in written and oral forms (Cognitive knowledge level: Apply).

Mapping of course outcomes with program outcomes

	PO1	PO2	PO3	PO4	PO5	PO6	PO7	PO8	PO9	PO10	PO11	PO12
CO1	2	2	2	1	2	2	2	1	1	1	1	2
CO2	2	2	2		1	3	3	1	1		1	1
CO3									3	2	2	1
CO4					2			3	2	2	3	2
CO5	2	3	3	1	2							1
CO6					2			2	2	3	1	1

The COs and CO -PO map shall be considered as suggestive only

Abstract POs defined by National Board of Accreditation			
PO #	Broad PO	PO#	Broad PO
PO1	Engineering Knowledge	PO7	Environment and Sustainability
PO2	Problem Analysis	PO8	Ethics
PO3	Design/Development of solutions	PO9	Individual and team work
PO4	Conduct investigations of complex problems	PO0	Communication
PO5	Modern tool usage	PO11	Project Management and Finance
PO6	The Engineer and Society	PO12	Lifelong learning

PROJECT PHASE II

Phase 2 Targets

- In depth study of the topic assigned in the light of the report prepared under Phase - I;
- Review and finalization of the approach to the problem relating to the assigned topic.
- Preparing a detailed action plan for conducting the investigation, including teamwork.
- Detailed Analysis/ Modeling / Simulation/ Design/ Problem Solving/Experiment as needed.
- Final development of product/ process, testing, results, conclusions and future directions.
- Preparing a paper for Conference Presentation/ Publication in Journals, if possible.
- Presenting projects in Project Expos conducted by the University at the cluster level and/ or state level as well as others conducted in India and abroad.
- Filing Intellectual Property Rights (IPR) if applicable.
- Preparing a report in the standard format for being evaluated by the Department Assessment Board.
- Final project presentation and viva voce by the assessment board including the external expert.

Evaluation Guidelines & Rubrics

Total: 150 marks (Minimum required to pass: 75 marks).

- Project progress evaluation by guide: 30 Marks.
- Two interim evaluations by the Evaluation Committee: 50 Marks (25 marks for each evaluation).
- Final evaluation by the Final Evaluation committee: 40 Marks
- Quality of the report evaluated by the evaluation committee: 30 Marks

(The evaluation committee comprises HoD or a senior faculty member, Project coordinator and project supervisor. The final evaluation committee comprises of Project coordinator, expert from Industry/research/academic Institute and a senior faculty from a sister department).

Evaluation by the Guide

The guide/supervisor must monitor the progress being carried out by the project groups on regular basis. In case it is found that progress is unsatisfactory it should be reported to the Department Evaluation Committee for necessary action. The presence of each student in the group and their involvement in all stages of execution of the project shall be ensured by the guide. Project evaluation by the guide: 30 Marks. This mark shall be awarded to the students in his/her group by considering the following aspects:

Project Scheduling & Distribution of Work among Team members: Detailed and extensive Scheduling with timelines provided for each phase of project. Work breakdown structure well defined. (5)

Literature survey: Outstanding investigation in all aspects. (4)

Student's Diary/ Daily Log: The main purpose of writing daily diary is to cultivate the habit of documenting and to encourage the students to search for details. It develops the students' thought process and reasoning abilities. The students should record in the daily/weekly activity diary the day to day account of the observations, impressions, information gathered and suggestions given, if any. It should contain the sketches & drawings related to the observations made by the students. The daily/weekly activity diary shall be signed after every day/week by the guide. (7)

Individual Contribution: The contribution of each student at various stages. (9)

Completion of the project: The students should demonstrate the project to their respective guide. The guide shall verify the results and see that the objectives are met. (5)

EVALUATION RUBRICS for PROJECT Phase II: Interim Evaluation - 1

No.	Parameters	Marks	Poor	Fair	Very Good	Outstanding
2-a	Novelty of idea, and Implementation scope [CO5] [Group Evaluation]	5	The project is not addressing any useful requirement. The idea is evolved into a non-implementable one. The work presented so far is lacking any amount of original work by the team.	Some of the aspects of the proposed idea can be implemented. There is still lack of originality in the work done so far by the team. The project is a regularly done theme/topic without any freshness in terms of specifications, features, and/or improvements.	Good evidence of an implementable project. There is some evidence for the originality of the work done by the team . There is fresh specifications/features/improvements suggested by the team. The team is doing a design from fundamental principles, and there is some independent learning and engineering ingenuity.	The project has evolved into incorporating an outstandingly novel idea. Original work which is not yet reported anywhere else. Evidence for ingenious way of innovation which is also Implementable. Could be a patentable / publishable work.
			(0 – 1 Marks)	(2 – 3 Marks)	(4 Marks)	(5 Marks)
2-b	Effectiveness of task distribution among team members. [CO3] [Group Evaluation]	5	No task distribution of any kind. Members are still having no clue on what to do.	Task allocation done, but not effectively, some members do not have any idea of the tasks assigned. Some of the tasks were identified but not followed individually well.	Good evidence of task allocation being done, supported by project journal entries, identification of tasks through discussion etc. However, the task distribution seems to be skewed, and depends a few members heavily than others. Mostly the tasks are being followed by the individual members.	Excellent display of task identification and distribution backed by documentary evidence of team brainstorming, and project journal entries. All members are allocated tasks according to their capabilities, and as much as possible in an equal manner. The individual members are following the tasks in an excellent manner.
			(0 – 1 Marks)	(2 – 3 Marks)	(4 Marks)	(5 Marks)
2-c	Adherence to project schedule. [CO4] [Group Evaluation]	5	Little or no evidence of continued planning or scheduling of the project. The students did not stick to the plan what they were going to build nor plan on what materials / resources to use in the project. The students do not have any idea on the budget required even after the end of phase - I. No project journal kept or the journal.	There is some improvement in the primary plan prepared during phase I. There were some ideas on the materials /resources required, but not really thought out. The students have some idea on the finances required, but they have not formalized a budget plan. Schedules were not prepared. The project journal has no useful details on the project.	Good evidence of planning done and being followed up to a good extent after phase I. Materials were listed and thought out, but the plan wasn't followed completely. Schedules were prepared, but not detailed, and needs improvement. Project journal is presented but it is neither complete nor updated regularly.	Excellent evidence of enterprising and extensive project planning and follow-up since phase I. Continued use of project management/version control tool to track the project. Material procurement if applicable is progressing well. Tasks are updated and incorporated in the schedule. A well-kept project journal showed evidence for all the above, in addition to the interaction with the project guide.
			(0 - 1 Marks)	(2 - 3 Marks)	(4 Marks)	(5 Marks)

COMPUTER SCIENCE AND ENGINEERING

2-d	Interim Results. [CO6] [Group assessment]	5	There are no interim results to show.	The team showed some interim results, but they are not complete / consistent to the current stage, Some corrections are needed.	The interim results showed were good and mostly consistent/correct with respect to the current stage. There is room for improvement.	There were significant interim results presented which clearly shows the progress.
			(0 - 1 Marks)	(2 - 3 Marks)	(4 Marks)	(5 Marks)
2-e	Presentation [Individual assessment]	5	Very poor presentation and there is no interim results. The student has no idea about the project proposal.	Presentation is average, and the student has only a feeble idea about the team work.	Good presentation. Student has good idea about the team's project. The overall presentation quality is good.	Exceptionally good presentation. Student has excellent grasp of the project. The quality of presentation is outstanding.
			(0 - 1 Marks)	(2 - 3 Marks)	(4 Marks)	(5 Marks)
Phase-II Interim Evaluation - 1 Total Marks: 25						

EVALUATION RUBRICS for PROJECT Phase II: Interim Evaluation – 2

No	Parameters	Marks	Poor	Fair	Very Good	Outstanding
2-f	Application of engineering knowledge [CO1] [Individual Assessment]	10	The student does not show any evidence of applying engineering knowledge on the design and the methodology adopted. The student's contribution in application of engineering knowledge in the project is poor.	The student appears to apply some basic knowledge, but not able to show the design procedure and the methodologies adopted in a comprehensive manner.	The student is able to show some evidence of application of engineering knowledge in the design and development of the project to good extent.	Excellent knowledge in design procedure and its adaptation. The student is able to apply knowledge from engineering domains to the problem and develop solutions.
			(0 – 3 Marks)	(4 – 6 Marks)	(7 - 9 Marks)	(10 Marks)
2-g	Involvement of individual members [CO3] [Individual Assessment]	5	No evidence of any Individual participation in the project work.	There is evidence for some amount of individual contribution, but is limited to some of the superficial tasks.	The individual contribution is evident. The student has good amount of involvement in core activities of the project.	Evidence available for the student acting as the core technical lead and has excellent contribution to the project.
			(0 - 1 Marks)	(2 - 3 Marks)	(4 Marks)	(5 Marks)
2-h	Results and inferences upon execution [CO5] [Group Assessment]	5	None of the expected outcomes are achieved yet. The team is unable to derive any inferences on the failures/ issues observed. Any kind of observations or studies are not made.	Only a few of the expected outcomes are achieved. A few inferences are made on the observed failures/issues. No further work suggested.	Many of the expected outcomes are achieved. Many observations and inferences are made, and attempts to identify the issues are done. Some suggestions are made for further work.	Most of the stated outcomes are met. Extensive studies are done and inferences drawn. Most of the failures are addressed and solutions suggested. Clear and valid suggestions made for further work.
			(0 - 1 Marks)	(2 - 3 Marks)	(4 Marks)	(5 Marks)
2-i	Documentation and presentation. [CO6] [Individual assessment]	5	The individual student has no idea on the presentation of his/her part. The presentation is of poor quality.	Presentation's overall quality needs to be improved.	The individual's presentation performance is satisfactory.	The individual's presentation is done professionally and with great clarity. The individual's performance is excellent.
			(0 - 1 Marks)	(2 - 3 Marks)	(4 Marks)	(5 Marks)

Phase-II Interim Evaluation - 2 Total Marks: 25

EVALUATION RUBRICS for PROJECT Phase II: Final Evaluation

No	Parameters	Marks	Poor	Fair	Very Good	Outstanding
2-j	Engineering knowledge. [CO1] [Group Assessment]	10	The team does not show any evidence of applying engineering knowledge on the design and the methodology adopted.	The team is able to show some of the design procedure and the methodologies adopted, but not in a comprehensive manner.	The team is able to show evidence of application of engineering knowledge in the design and development of the project to good extent. There is scope for improvement.	Excellent knowledge in design procedure and its adaptation. The team is able to apply knowledge from engineering domains to the problem and develop an excellent solution.
			(0 – 3 Marks)	(4 – 6 Marks)	(7 - 9 Marks)	(10 Marks)
2-k	Relevance of the project with respect to societal and/or industrial needs. [Group Assessment] [CO2]	5	The project as a whole do not have any societal / industrial relevance at all.	The project has some relevance with respect to social and/or industrial application. The team has however made not much effort to explore further and make it better.	The project is relevant to the society and/or industry. The team is mostly successful in translating the problem into an engineering specification and managed to solve much of it.	The project is exceptionally relevant to society and/or industry. The team has made outstanding contribution while solving the problem in a professional and/or ethical manner.
			(0 - 1 Marks)	(2 - 3 Marks)	(4 Marks)	(5 Marks)
2-i	Innovation / novelty / Creativity [CO5] [Group Assessment]	5	The project is not addressing any useful requirement. The idea is evolved into a non-implementable one. The work presented so far is lacking any amount of original work by the team.	Some of the aspects of the proposed idea appears to be practical. There is still lack of originality in the work done. The project is a regularly done theme/topic without any freshness in terms of specifications, features, and/or improvements.	Good evidence of an implementable project. There is some evidence for the originality of the work done by the team. There is fresh specifications/features/improvements suggested by the team. The team is doing a design from fundamental principles, and there is some independent learning and engineering ingenuity. Could be translated into a product / process if more work is done.	The project has evolved into incorporating an outstandingly novel idea. Original work which is not yet reported anywhere else. Evidence for ingenious way of innovation which is also Implementable. Could be a patentable publishable work.
			(0 - 1 Marks)	(2 - 3 Marks)	(4 Marks)	(5 Marks)
2-m	Quality of results / conclusions / solutions. [CO1] [Group Assessment]	10	None of the expected outcomes are achieved. The team is unable to derive any inferences on the failures/issues observed. Any kind of observations or studies is not made.	Only a few of the expected outcomes are achieved. A few inferences are made on the observed failures/issues. No further work suggested.	Many of the expected outcomes are achieved. Many observations and inferences are made, and attempts to identify the issues are done. Some suggestions are made for further work.	Most of the stated outcomes are met. Extensive studies are done and inferences drawn. Most of the failures are addressed and solutions suggested. Clear and valid suggestions made for further work.
			(0 – 3 Marks)	(4 – 6 Marks)	(7 - 9 Marks)	(10 Marks)

2-n	Presentation - Part I Preparation of slides. [CO6] [Group Assessment].	5	The presentation slides are shallow and in a clumsy format. It does not follow proper organization.	Presentation slides follow professional style formats to some extent. However, its organization is not very good. Language needs to be improved. All references are not cited properly, or acknowledged. Presentation slides needs to be more professional.	Presentation slides follow a good style format and there are only a few issues. Organization of the slides is good. Most of references are cited properly. The flow is good and team presentation is neatly organized. Some of the results are not clearly shown. There is room for improvement.	The presentation slides are exceptionally good. Neatly organized. All references cited properly. Diagrams/Figures, Tables and equations are properly numbered, and listed. Results/ inferences clearly highlighted and readable.
			(0 - 1 Marks)	(2 - 3 Marks)	(4 Marks)	(5 Marks)
	Presentation - Part II: Individual Communication [CO6] [Individual Assessment].	5	The student is not communicating properly. Poor response to questions.	The student is able to explain some of the content. The student requires a lot of prompts to get to the idea. There are language issues.	Good presentation/ communication by the student. The student is able to explain most of the content very well. There are however, a few areas where the student shows lack of preparation. Language is better.	Clear and concise communication exhibited by the student. The presentation is outstanding. Very confident and tackles all the questions without hesitation. Exceptional traits of communicator.
			(0 - 1 Marks)	(2 - 3 Marks)	(4 Marks)	(5 Marks)
Phase-II Final Evaluation, Marks: 40						

EVALUATION RUBRICS for PROJECT Phase II: Report Evaluation

Sl. No.	Parameters	Marks	Poor	Fair	Very Good	Outstanding
2-o	Report [CO6]	30	The prepared report is shallow and not as per standard format. It does not follow proper organization. Contains mostly unacknowledged content. Lack of effort in preparation is evident. References are not cited. Unprofessional and inconsistent formatting.	Project report follows the standard format to some extent. However, its organization is not very good. Language needs to be improved. All references are not cited properly in the report. There is lack of formatting consistency.	Project report shows evidence of systematic documentation. Report is mostly following the standard style format and there are only a few issues. Organization of the report is good. Mostly consistently formatted. Most of references/sources are cited, acknowledged properly.	The report is exceptionally good. Neatly organized. All references cited properly. Diagrams/Figures, Tables and equations are properly numbered, and listed and clearly shown. Language is excellent and follows professional styles. Consistent formatting and exceptional readability.
			(0 - 11 Marks)	(12 - 18 Marks)	(19 - 28 Marks)	(29 - 30 Marks)
Phase - II Project Report Marks: 30						

SEMESTER VIII

PROGRAM ELECTIVE III

CST414	DEEP LEARNING	CATEGORY	L	T	P	CREDIT	YEAR OF INTRODUCTION
		PEC	2	1	0	3	2020

Preamble: Deep Learning is the recently emerged branch of machine learning, particularly designed to solve a wide range of problems in Computer Vision and Natural Language Processing. In this course, the building blocks used in deep learning are introduced. Specifically, neural networks, deep neural networks, convolutional neural networks and recurrent neural networks. Learning and optimization strategies such as Gradient Descent, Nesterov Accelerated Gradient Descent, Adam, AdaGrad and RMSProp are also discussed in this course. This course will help the students to attain sound knowledge of deep architectures used for solving various Vision and NLP tasks. In future, learners can master modern techniques in deep learning such as attention mechanisms, generative models and reinforcement learning.

Prerequisite: Basic understanding of probability theory, linear algebra and machine learning

Course Outcomes: After the completion of the course, the student will be able to

CO1	Illustrate the basic concepts of neural networks and its practical issues (Cognitive Knowledge Level: Apply)
CO2	Outline the standard regularization and optimization techniques for deep neural network (Cognitive Knowledge Level: understand)
CO3	Implement the foundation layers of CNN (pooling, convolutions) (Cognitive Knowledge Level: Apply)
CO4	Implement a sequence model using recurrent neural networks (Cognitive Knowledge Level: Apply)
CO5	Use different neural network/deep learning models for practical applications. (Cognitive Knowledge Level: Apply)

Mapping of course outcomes with program outcomes

	PO1	PO2	PO3	PO4	PO5	PO6	PO7	PO8	PO9	PO10	PO11	PO12
CO1												
CO2												
CO3												
CO4												
CO5												

The COs and CO -PO map shall be considered as suggestive only

Abstract POs defined by National Board of Accreditation			
PO#	Broad PO	PO#	Broad PO
PO1	Engineering Knowledge	PO7	Environment and Sustainability
PO2	Problem Analysis	PO8	Ethics
PO3	Design/Development of solutions	PO9	Individual and team work
PO4	Conduct investigations of complex problems	PO10	Communication
PO5	Modern tool usage	PO11	Project Management and Finance
PO6	The Engineer and Society	PO12	Life long learning

Assessment Pattern

Bloom's Category	Continuous Assessment Tests		End Semester Examination Marks (%)
	Test 1 (%)	Test 2 (%)	
Remember	30	30	30
Understand	30	30	30
Apply	40	40	40

Analyze			
Evaluate			
Create			

Mark Distribution

Total Marks	CIE Marks	ESE Marks	ESE Duration
150	50	100	3

Continuous Internal Evaluation Pattern:

Attendance	10 marks
Continuous Assessment Tests(Average of Internal Tests 1 & 2)	25 marks
Continuous Assessment Assignment	15 marks

Internal Examination Pattern

Each of the two internal examinations has to be conducted out of 50 marks. First series test shall be preferably conducted after completing the first half of the syllabus and the second series test shall be preferably conducted after completing remaining part of the syllabus. There will be two parts: Part A and Part B. Part A contains 5 questions (preferably, 2 questions each from the completed modules and 1 question from the partly completed module), having 3 marks for each question adding up to 15 marks for part A. Students should answer all questions from Part A. Part B contains 7 questions (preferably, 3 questions each from the completed modules and 1 question from the partly completed module), each with 7 marks. Out of the 7 questions, a student should answer any 5.

End Semester Examination Pattern:

There will be two parts; Part A and Part B. Part A contains 10 questions with 2 questions from each module, having 3 marks for each question. Students should answer all questions. Part B contains 2 full questions from each module of which student should answer any one. Each question can have maximum 2 sub-divisions and carries 14 marks.

Syllabus

Module-1 (Neural Networks)

Introduction to neural networks -Single layer perceptrons, Multi Layer Perceptrons (MLPs), Representation Power of MLPs, Activation functions - Sigmoid, Tanh, ReLU, Softmax. , Risk minimization, Loss function, Training MLPs with backpropagation, Practical issues in neural network training - The Problem of Overfitting, Vanishing and exploding gradient problems, Difficulties in convergence, Local and spurious Optima, Computational Challenges. Applications of neural networks.

Module-2 (Deep learning)

Introduction to deep learning, Deep feed forward network, Training deep models, Optimization techniques - Gradient Descent (GD), GD with momentum, Nesterov accelerated GD, Stochastic GD, AdaGrad, RMSProp, Adam. Regularization Techniques - L1 and L2 regularization, Early stopping, Dataset augmentation, Parameter sharing and tying, Injecting noise at input, Ensemble methods, Dropout, Parameter initialization.

Module-3 (Convolutional Neural Network)

Convolutional Neural Networks – convolution operation, motivation, pooling, Convolution and Pooling as an infinitely strong prior, variants of convolution functions, structured outputs, data types, efficient convolution algorithms.

Module- 4 (Recurrent Neural Network)

Recurrent neural networks – Computational graphs, RNN design, encoder – decoder sequence to sequence architectures, deep recurrent networks, recursive neural networks, modern RNNs LSTM and GRU.

Module-5 (Application Areas)

Applications – computer vision, speech recognition, natural language processing, common word embedding: continuous Bag-of-Words, Word2Vec, global vectors for word representation (GloVe). Research Areas – autoencoders, representation learning, boltzmann machines, deep belief networks.

Text Books

1. Goodfellow, I., Bengio, Y., and Courville, A., Deep Learning, MIT Press, 2016.
2. Neural Networks and Deep Learning, Aggarwal, Charu C.
3. Fundamentals of Deep Learning: Designing Next-Generation Machine Intelligence Algorithms (1st. ed.). Nikhil Buduma and Nicholas Locascio. 2017. O'Reilly Media, Inc.

Reference Books

1. Satish Kumar, Neural Networks: A Classroom Approach, Tata McGraw-Hill Education, 2004.
2. Yegnanarayana, B., Artificial Neural Networks PHI Learning Pvt. Ltd, 2009.
3. Michael Nielsen, Neural Networks and Deep Learning, 2018

Course Level Assessment Questions**Course Outcome1 (CO1):**

1. Suppose you have a 3-dimensional input $x = (x_1, x_2, x_3) = (2, 2, 1)$ fully connected to 1 neuron which is in the hidden layer with activation function sigmoid. Calculate the output of the hidden layer neuron.
2. Design a single layer perceptron to compute the **NAND (not-AND)** function. This function receives two binary-valued inputs x_1 and x_2 , and returns 0 if both inputs are 1, and returns 1 otherwise.
3. Suppose we have a fully connected, feed-forward network with no hidden layer, and 5 input units connected directly to 3 output units. Briefly explain why adding a hidden layer with 8 linear units does not make the network any more powerful.
4. Briefly explain one thing you would use a validation set for, and why you can't just do it using the test set.
5. Give a method to fight vanishing gradients in fully-connected neural networks. Assume we are using a network with Sigmoid activations trained using SGD.
6. You would like to train a fully-connected neural network with 5 hidden layers, each with 10 hidden units. The input is 20-dimensional and the output is a scalar. What is the total number of trainable parameters in your network?

Course Outcome 2(CO2):

1. Derive a mathematical expression to show L2 regularization as weight decay. Explain how L2 regularization improves the performance of deep feed forward neural networks.
2. In stochastic gradient descent, each pass over the dataset requires the same number of arithmetic operations, whether we use minibatches of size 1 or size 1000. Why can it nevertheless be more computationally efficient to use minibatches of size 1000?

3. State how to apply early stopping in the context of learning using Gradient Descent. Why is it necessary to use a validation set (instead of simply using the test set) when using early stopping?
4. Suppose that a model does well on the training set, but only achieves an accuracy of 85% on the validation set. You conclude that the model is overfitting, and plan to use L1 or L2 regularization to fix the issue. However, you learn that some of the examples in the data may be incorrectly labeled. Which form of regularisation would you prefer to use and why?
5. Describe one advantage of using Adam optimizer instead of basic gradient descent.

Course Outcome 3(CO3):

1. Draw and explain the architecture of convolutional neural networks.
2. Consider a convolution layer. The input consists of 6 feature maps of size 20×20 . The output consists of 8 feature maps, and the filters are of size 5×5 . The convolution is done with a stride of 2 and zero padding, so the output feature maps are of size 10×10 .
 - a. Determine the number of weights in this convolution layer.
 - b. Determine the number of weights if we made this a fully connected layer, but the number of input and output units are kept the same as in the network.
3. Suppose two people A and B have implemented two neural networks for recognizing handwritten digits from 16×16 grayscale images. Each network has a single hidden layer, and makes predictions using a softmax output layer with 10 units, one for each digit class.
 - a. A's network is a convolutional net. The hidden layer consists of three 16×16 convolutional feature maps, each with filters of size 5×5 , and uses the logistic nonlinearity. All of the hidden units are connected to all of the output units.
 - b. B's network is a fully connected network with no weight sharing. The hidden layer consists of 768 logistic units (the same number of units as in A's convolutional layer).
4. Briefly explain one advantage of A's approach and one advantage of B's approach.
5. Why do the layers in a deep architecture need to be non-linear?
6. Give two benefits of using convolutional layers instead of fully connected ones for visual tasks.
7. You have an input volume of $32 \times 32 \times 3$. What are the dimensions of the resulting volume after convolving a 5×5 kernel with zero padding, stride of 1, and 2 filters?

Course Outcome 4(CO4): .

1. Draw and explain the architecture of LSTM.
2. Name at least one benefit of the LSTM model over the bag-of-vectors model.
3. Give one advantage of GloVe over Skipgram/CBOW models.
4. What are two ways practitioners deal with having two different sets of word vectors U and V at the end of training both Glove and word2vec?
5. If we have a recurrent neural network (RNN), we can view it as a different type of network by "unrolling it through time". Briefly explain what that means.
6. Briefly explain how "unrolling through time" is related to "weight sharing" in convolutional networks.

Course Outcome 5(CO5):

1. Development a deep learning solution for problems in the domain i) natural language processing or ii) Computer vision
2. Illustrate the workings of the RNN with an example of a single sequence defined on a vocabulary of four words.
3. Is an autoencoder for supervised learning or for unsupervised learning? Explain briefly.
4. Sketch the architecture of an autoencoder network.
5. Describe how to train an autoencoder network.

Model Question Paper

QP CODE:

Reg No: _____

Name: _____

PAGES : 4

EIGHTH SEMESTER B.TECH DEGREE EXAMINATION, MONTH & YEAR

Course Code: CST414

Course Name: Deep Learning

Max. Marks : 100

Duration: 3 Hours

PART A

Answer All Questions. Each Question Carries 3 Marks

1. Discuss the limitation of a single layer perceptron with an example.
2. List the advantages and disadvantages of sigmoid and ReLU activation functions.
3. Derive weight updating rule in gradient descent when the error function is a) mean squared error b) cross entropy.
4. Discuss methods to prevent overfitting in neural networks.
5. What happens if the stride of the convolutional layer increases? What can be the maximum stride? Explain.
6. Draw the architecture of a simple CNN and write short notes on each block.
7. How does a recursive neural network work?
8. List down the differences between LSTM and RNN.
9. Illustrate the use of deep learning concepts in Speech Recognition.

10. What is an autoencoder? Give one application of an autoencoder

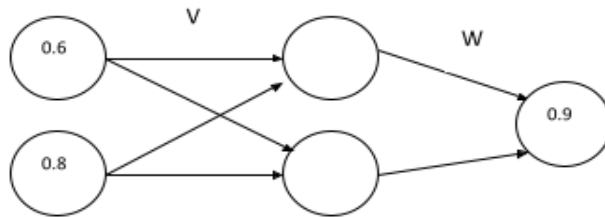
(10x3=30)

Part B

(Answer any one question from each module. Each question carries 14 Marks)

11. (a) Update the parameters in the given MLP using gradient descent with learning rate as 0.5 and activation function as ReLU. Initial weights are given as

$$V = \begin{bmatrix} 0.1 & 0.2 \\ 0.1 & 0.1 \end{bmatrix} \quad W = \begin{bmatrix} 0.1 & 0.1 \end{bmatrix}$$

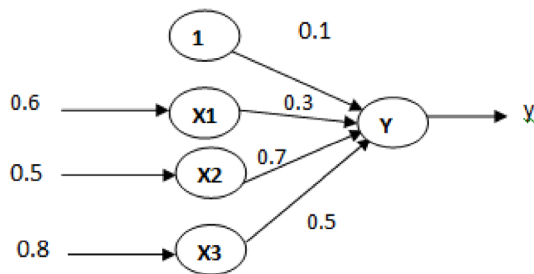


(b) Explain the importance of choosing the right step size in neural networks. (4)

OR

12. (a) Draw the architecture of a multi-layer perceptron. Derive update rules for parameters in the multi-layer neural network through the gradient descent (10)

(b) Calculate the output of the following neuron Y if the activation function is a (4)



binary sigmoid.

13. (a) Explain, what might happen in ADAGRAD, where momentum is expressed as $\Delta w_t = -\eta g_t / \sqrt{\sum_{\tau=1}^t g_\tau^2}$ where the denominator computes the L2 norm of all previous gradients on a per-dimension basis and η is a global learning rate shared by all dimensions. (6)
- (b) Differentiate gradient descent with and without momentum. Give equations for weight updation in GD with and without momentum. Illustrate plateaus, saddle points and slowly varying gradient. (8)

OR

14. (a) Suppose a supervised learning problem is given to model a deep feed forward neural network. Suggest solutions for the following a) small sized dataset for training b) dataset with unlabeled data c) large data set but data from different distribution. (9)
- (b) Describe the effect in bias and variance when a neural network is modified with more number of hidden units followed with dropout regularization (5)
15. (a) Draw and explain the architecture of Convolutional Neural Networks (8)
- (b) Suppose that a CNN was trained to classify images into different categories. It performed well on a validation set that was taken from the same source as the training set but not on a testing set, which comes from another distribution. What could be the problem with the training of such a CNN? How will you ascertain the problem? How can those problems be solved? (6)

OR

16. (a) What is the motivation behind convolution neural networks? (4)
- (b) Discuss all the variants of the basic convolution function. (10)
17. (a) Describe how an LSTM takes care of the vanishing gradient problem. Use some hypothetical numbers for input and output signals to explain the concept. (8)
- (b) Draw and explain the architecture of Recurrent Neural Networks (6)

OR

18. (a) Explain the application of LSTM in Natural Language Processing. (8)

(b) Discuss the architecture of GRU. (6)

19. (a) Explain any two word embedding techniques (8)

(b) Explain the merits and demerits of using Autoencoders in Computer Vision. (6)

OR

20. (a) Illustrate the use of representation learning in object classification. (7)

(b) Compare Boltzmann Machine with Deep Belief Network. (7)

Teaching Plan

No	Contents	No. of Lecture Hours (36 hrs)
Module-1 (Neural Networks) (7 hours)		
1.1	Introduction to neural networks -Single layer perceptrons	1
1.2	Multi Layer Perceptrons (MLPs), Representation Power of MLPs	1
1.3	Activation functions - Sigmoid, Tanh, ReLU, Softmax. , Risk minimization, Loss function	1
1.4	Training MLPs with backpropagation	1
1.5	Illustration of back propagation algorithm	1
1.6	Practical issues in neural network training - The Problem of Overfitting, Vanishing and exploding gradient problems	1
1.7	Difficulties in convergence, Local and spurious Optima, Computational Challenges.	1
Module-2 (Deep learning) (9 hours)		
2.1	Introduction to deep learning, Deep feed forward network	1
2.2	Training deep models, Concepts of Regularization and optimization,	1

2.3	Gradient Descent (GD), GD with momentum,	1
2.4	Nesterov accelerated GD, Stochastic GD,	1
2.5	AdaGrad, RMSProp, Adam,	1
2.6	L1 and L2 regularization, Early stopping, Dataset augmentation,	1
2.7	Parameter sharing and tying, Injecting noise at input, Ensemble methods	1
2.8	Parameter sharing and tying, Injecting noise at input, Ensemble methods	1
2.9	Dropout, Parameter initialization.	
Module-3 (Convolutional Neural Network) (6 hours)		
3.1	Convolutional Neural Networks – convolution operation	1
3.2	motivation, pooling	1
3.3	Convolution and Pooling as an infinitely strong prior	1
3.4	Variants of convolution functions	1
3.5	structured outputs, data types.	1
3.6	Efficient convolution algorithms.	1
Module- 4 (Recurrent Neural Network) (5 hours)		
4.1	Recurrent neural networks – Computational graphs, RNN design	1
4.2	Encoder – decoder sequence to sequence architectures	1
4.3	Deep recurrent networks, recursive neural networks	1
4.4	Modern RNNs LSTM	1
4.5	GRU	1
Module-5 (Application Areas)(9 hours)		
5.1	Computer vision. (TB1: Section 12.2)	1
5.2	Speech recognition. (TB1: Section 12.3)	1
5.3	Natural language processing. (TB1: Section 12.4)	1
5.4	Common Word Embedding - Continuous Bag-of-Words, Word2Vec (TB3: Section 2.6)	1

5.5	Common Word Embedding - Global Vectors for Word Representation(GloVe) (TB3: Section 2.9.1- Pennigton 2014)	1
5.6	Brief introduction on current research areas - Autoencoders, Representation learning. (TB3: Section 4.10)	1
5.7	Brief introduction on current research areas - representation learning. (TB3: Section 9.3)	1
5.8	Brief introduction on current research areas - Boltzmann Machines, Deep belief networks. (TB1: Section 20.1, TB3 Section 6.3)	1
5.9	Brief introduction on current research areas - Deep belief networks. (TB1: Section 20.3)	1

CST424	PROGRAMMING PARADIGMS	CATEGORY	L	T	P	CREDIT	YEAR OF INTRODUCTION
		PEC	2	1	0	3	2020

Preamble: The course provides the learners a clear understanding of the main constructs of contemporary programming languages and the various systems of ideas that have been used to guide the design of programming languages. This course covers the concepts of Names, Bindings & Scope, Statement-Level Control Structures, Sub Programs, Support for Object Oriented Programming, Exception Handling, Concurrency Control, Functional Programming and Logic Programming. This course helps the learners to equip with the knowledge necessary for the critical evaluation of existing and upcoming programming languages. It also enables the learner to choose the most appropriate language for a given programming task, apply that language's approach to structure or organize the code, classify programming languages based on their features and to design new generation languages.

Prerequisite: Sound knowledge in Programming in C and Object-Oriented Programming.

Mapping of course outcomes with program outcomes

CO1	Explain the criteria for evaluating programming languages and compare Imperative, Functional and Logic programming languages (Cognitive Knowledge Level: Understand)
CO2	Illustrate the characteristics of data types and variables (Cognitive Knowledge Level: Apply)
CO3	Comprehend how control flow structures and subprograms help in developing the structure of a program to solve a computational problem (Cognitive Knowledge Level: Apply)
CO4	Explain the characteristics of Object-Oriented Programming Languages (Cognitive Knowledge Level: Understand)
CO5	Compare concurrency constructs in different programming languages (Cognitive Knowledge Level: Understand)

Mapping of course outcomes with program outcomes

	PO1	PO2	PO3	PO4	PO5	PO6	PO7	PO8	PO9	PO10	PO11	PO12
CO1												
CO2												
CO3												
CO4												
CO5												

The COs and CO -PO map shall be considered as suggestive only

Abstract POs defined by National Board of Accreditation			
PO#	Broad PO	PO#	Broad PO
PO1	Engineering Knowledge	PO7	Environment and Sustainability
PO2	Problem Analysis	PO8	Ethics
PO3	Design/Development of solutions	PO9	Individual and team work
PO4	Conduct investigations of complex problems	PO10	Communication
PO5	Modern tool usage	PO11	Project Management and Finance
PO6	The Engineer and Society	PO12	Life long learning

Assessment Pattern

Bloom's Category	Continuous Assessment Tests		End Semester Examination Marks (%)
	Test 1 (%)	Test 2 (%)	
Remember	30	30	30
Understand	40	40	40

Apply	30	30	30
Analyze			
Evaluate			
Create			

Mark Distribution

Total Marks	CIE Marks	ESE Marks	ESE Duration
150	50	100	3

Continuous Internal Evaluation Pattern:

Attendance	10 marks
Continuous Assessment Tests (Average of Internal Tests 1 & 2)	25 marks
Continuous Assessment Assignment	15 marks

Internal Examination Pattern

Each of the two internal examinations has to be conducted out of 50 marks. First series test shall be preferably conducted after completing the first half of the syllabus and the second series test shall be preferably conducted after completing the remaining part of the syllabus. There will be two parts: Part A and Part B. Part A contains 5 questions (preferably, 2 questions each from the two completed modules and 1 question from the partly completed module), having 3 marks for each question adding up to 15 marks for part A. Students should answer all questions from Part A. Part B contains 7 questions (preferably, 3 questions each from the completed two modules and 1 question from the partly completed module), each with 7 marks. Out of the 7 questions, a student should answer any 5.

End Semester Examination Pattern:

There will be two parts; Part A and Part B. Part A contains 10 questions with 2 questions from each module, having 3 marks for each question. Students should answer all questions. Part B contains 2 full questions from each module of which student should answer any one. Each question can have maximum 2 sub-divisions and carries 14 marks.

Course Level Assessment Questions

Course Outcome1 (CO1):

1. Compare any three programming languages based on the language evaluation criteria. Prepare a list of characteristics that affect the language evaluation criteria.
2. Identify the advantages and disadvantages of imperative, functional and logic programming languages.

Course Outcome 2 (CO2):

1. Two most important design issues that are specific to character string types are
 - (1) whether a string is simply a special kind of character array or a primitive type.
 - (2) whether strings have static or dynamic length.
 Identify the implementations options for the above two cases.
2. Consider the following records of a particular language. Let the size of each char variable be 1 byte, int be 4 bytes and and Boolean be 1 bit.

```
Struct Student
{
    int id;
    char name[2];
    int age;
    boolean scholarship;
}
```

Draw and comment on the possible memory layouts for the record for a 32-bit aligned machine

Course Outcome 3(CO3):

1. Explain three situations where a combined counting and logical looping statement is needed.
2. Describe the ways that aliases can occur with pass-by-reference parameters.
3. Identify the two fundamental design considerations for parameter-passing methods.
4. What will be the output of the given program segment if it uses the following parameter passing mechanisms:
 - a) call by reference
 - b) call by value

```
x : integer -- global
procedure foo(y : integer)
y := 3
print x
...
```

```

x := 2
foo(x)
print x

```

Course Outcome 4 (CO4):

1. Describe the role of a virtual method table in implementing dynamic method binding.
2. Identify the merits and demerits of inheritance.

Course Outcome 5 (CO5):

1. Evaluate the use of semaphores and monitors for providing competition synchronization and cooperation synchronization.

Syllabus

Module – 1

Introduction – Role of Programming Languages, Programming Domains, Language Evaluation Criteria, Influence on Language Design, Language Design Trade-offs, Implementation Methods. Names, Bindings & Scope – Names, Variables, Concept of Binding, Scope and Lifetime, Referencing Environments.

Module - 2

Data Types – Primitive Data Types, Character String Types, User-Defined Ordinal Types, Array Types, Record Types, List Types, Pointer & Reference Types, Type Checking, Strong Typing, Type Equivalence. Expressions – Arithmetic Expressions, Overloaded Operators, Type Conversions, Relational and Boolean Expressions, Short-Circuit Evaluation. Assignment - Assignment Statements, Mixed-mode Assignment.

Module - 3

Statement-Level Control Structures – Selection Statements, Iterative Statements, Unconditional Branching, Guarded Commands. Subprograms – Design Issues of Subprograms, Local Referencing Environments, Parameter Passing Methods, Subprograms as Parameters, Overloaded Subprograms, Closures, Co-routines

Module - 4

Support for Object Oriented Programming – Inheritance, Dynamic Binding, Design Issues for Object Oriented Languages, Support for Object Oriented Programming in C++, Implementation of Object-oriented Constructs. Exception Handling – Basic Concepts, Design Issues.

Module - 5

Concurrency – Subprogram Level Concurrency, Semaphores, Monitors, Message Passing. Functional Programming Languages – Introduction to LISP and Scheme, Comparison of

Functional and Imperative Languages. Logic Programming Languages – Basic Elements of Prolog, Applications of Logic Programming.

Text Books

1. Robert W Sebesta, Concepts of Programming Languages, 10th Edition, Pearson.
2. Scott M L, Programming Language Pragmatics, 3rd Edition, Morgan Kauffman Publishers.

ReferenceBooks

1. Kenneth C. Loudon, Programming Languages: Principles and Practice, 2nd Edition, Cengage Learning.
2. Tucker A. B. and R. E. Noonan, Programming Languages: Principles and Paradigms, 2nd Edition. –TMH.
3. Ravi Sethi, Programming Languages: Concepts & Constructs, 2nd Edition., Pearson Education.
4. David A. Watt, Programming Language Design Concepts, Wiley Dreamtech.

Model Question Paper

QP CODE:

Reg No: _____

Name: _____

PAGES : 4

EIGHTH SEMESTER B.TECH DEGREE EXAMINATION, MONTH & YEAR

Course Code: CST424

Course Name: Programming Paradigms

Max. Marks : 100

Duration: 3 Hours

PART A

Answer All Questions. Each Question Carries 3 Marks

1. Differentiate between readability and writability.
2. Define binding and binding time.
3. What are the advantages of user-defined enumeration types?
4. Define narrowing and widening conversions.
5. Why for statement in C language is more flexible than that of older languages?

6. What are the advantages and disadvantages of dynamic local variables in subprograms?
7. Illustrate the concept of dynamic method binding with an example.
8. Is it mandatory to use constructors in object-oriented languages? Justify your answer.
9. What are the applications of logic programming languages?
10. Explain the working of let and let-rec constructs in Scheme.

(10x3=30)

Part B**(Answer any one question from each module. Each question carries 14 Marks)**

- 11.(a) Explain different criteria used for evaluating languages. (7)

- (b) Consider the following pseudocode: (7)

```

x : integer := 3
y : integer := 4
procedure add
  x := x + y
procedure second(P : procedure)
  x : integer := 5
  P()
procedure first
  y : integer := 6
  second(add)
  first()

```

write integer(x)

- (a) What does this program print if the language uses static scoping? Give reasons.
- (b) What does it print if the language uses dynamic scoping? Give reasons.

OR

- 12.(a) With respect to storage binding, explain the meanings, purposes, advantages and disadvantages of four categories of scalar variables. (7)

- (b) What is meant by referencing environment of a statement? Show the (7)

referencing environment at the indicated program points (1), (2), (3) & (4) for the following program segment. Assume that the programming language is statically scoped.

program example;

```

var a, b : integer;
procedure sub1;
  var x, y: integer;
    begin { sub1 }
      ..... (1)
    end { sub1 }
procedure sub2;
  var x : integer;
  .....
  procedure sub3;
    var x: integer;
      begin { sub3 }
        ..... (2)
      end { sub3 }
    begin { sub2 }
      ..... (3)
    end { sub2 }
  begin {example}
    ..... (4)
  end {example }

```

- 13.(a) Explain any two issues associated with the pointer data types and also indicate how dangling pointer problem can be solved. (7)
- (b) Describe the lazy and eager approaches for reclaiming garbage. (7)

OR

- 14.(a) What is meant by side effect and illustrate the advantages of referential transparency? (8)
- (b) Explain the terms: compound assignment operator, coercion and short circuit evaluation. (6)

- 15.(a) Illustrate the different categories of iteration control statements. (8)
- (b) Explain the techniques used for identifying the correct referencing environment for a subprogram that was sent as a parameter. (6)

OR

- 16.(a) Describe the implementation models of Parameter passing. (10)
- (b) Differentiate coroutines from conventional subprograms. (4)
- 17.(a) What is meant by an exception handler? Explain how exceptions are handled in object-oriented languages. (7)
- (b) Describe the design issues in object-oriented languages. (7)

OR

- 18.(a) Illustrate how a virtual method table can be used for implementing dynamic method binding. (7)
- (b) Explain the different categories, merits and demerits of inheritance. (7)
- 19.(a) Compare functional and imperative programming languages. (7)
- (b) Explain the role of monitors in concurrency. (7)

OR

- 20.(a) Explain the searching strategies used in Prolog. Why backward chaining is preferred over forward chaining in Prolog? (10)
- (b) **(let ((a 6)**
(b 8)
(square (lambda (x) (* x x)))
(plus +))
(sqrt (plus (square a) (square b))))
 Write the output of the above code? Explain how let and lambda construct works?

Teaching Plan

No	Contents	No. of Lecture Hours (36 hrs.)
Module-1 (7 hours)		
1.1	Introduction: Reasons for studying Concepts of programming languages, Programming Domains	1 hour
1.2	Language Evaluation Criteria	1 hour
1.3	Influence on Language Design, Language Design Trade-offs	1 hour
1.4	Implementation Methods	1 hour
1.5	Names, Variables	1 hour
1.6	Concept of Binding	1 hour
1.7	Scope and Lifetime, Referencing Environments	1 hour
Module-2 (7 hours)		
2.1	Primitive Data Types, Character String Types	1 hour
2.2	User-Defined Ordinal Types, Array Types	1 hour
2.3	Record Types, List Types, Pointer and Reference Types	1 hour
2.4	Implementation of pointer and reference types, Type Checking, Strong Typing, Type Equivalence	1 hour
2.5	Expressions and Assignment Statements, Arithmetic Expressions	1 hour
2.6	Overloaded Operators, Type Conversions	1 hour
2.7	Relational and Boolean Expressions, Short-Circuit Evaluation, Assignment Statements, Mixed-mode Assignment	1 hour
Module-3 (8 hours)		
3.1	Selection Statements, Iterative Statements	1 hour
3.2	Unconditional Branching	1 hour

3.3	Guarded Commands	1 hour
3.4	Subprograms: Design Issues of Subprograms	1 hour
3.5	Local Referencing Environments	1 hour
3.6	Parameter Passing Methods	1 hour
3.7	Subprograms as Parameters, Overloaded Subprograms	1 hour
3.8	Closures, Co-routines	1 hour
Module-4 (7 hours)		
4.1	Inheritance	1 hour
4.2	Dynamic Binding	1 hour
4.3	Design Issues for Object Oriented Languages	1 hour
4.4	Support for Object Oriented Programming in C++	1 hour
4.5	Implementation of Object-Oriented Constructs	1 hour
4.6	Exception Handling – Basic Concepts	1 hour
4.7	Exception Handling - Design Issues	1 hour
Module-5 (7 hours)		
5.1	Subprogram Level Concurrency	1 hour
5.2	Semaphores, Monitors	1 hour
5.3	Message Passing	1 hour
5.4	Introduction to LISP and Scheme	1 hour
5.5	Comparison of Functional and Imperative Languages	1 hour
5.6	Basic Elements of Prolog	1 hour
5.7	Applications of Logic Programming	1 hour

CST434	NETWORK SECURITY PROTOCOLS	CATEGORY	L	T	P	CREDIT	YEAR OF INTRODUCTION
		PEC	2	1	0	3	2020

Preamble: This course helps the learners to explore various network and system security protocols. This course covers authentication protocols, firewalls and security protocols from different layers such as data link, network, transport and application. The concepts covered in this course enable the learners in effective use of security protocols for securing network applications.

Prerequisite: A fundamental knowledge in the concepts of Security in Computing.

Course Outcomes: After the completion of the course, the student will be able to

CO1	Explain authentication protocols, X.509 authentication service and Public Key Infrastructure (PKI). (Cognitive Knowledge Level: Understand)
CO2	Identify the security mechanisms in E mail security services. (Cognitive Knowledge Level: Understand)
CO3	Summarize the network and transport layer security services provided in a secure communication scenario. (Cognitive Knowledge Level: Apply)
CO4	Describe real time communication security and application layer security protocols. (Cognitive Knowledge Level: Apply)
CO5	Explain the concepts of firewalls and wireless network security. (Cognitive Knowledge Level: Understand)

Mapping of course outcomes with program outcomes

	PO1	PO2	PO3	PO4	PO5	PO6	PO7	PO8	PO9	PO10	PO11	PO12
CO1												
CO2												
CO3												
CO4												
CO5												

The COs and CO -PO map shall be considered as suggestive only

Abstract POs defined by National Board of Accreditation			
PO#	Broad PO	PO#	Broad PO
PO1	Engineering Knowledge	PO7	Environment and Sustainability
PO2	Problem Analysis	PO8	Ethics
PO3	Design/Development of solutions	PO9	Individual and team work
PO4	Conduct investigations of complex problems	PO10	Communication
PO5	Modern tool usage	PO11	Project Management and Finance
PO6	The Engineer and Society	PO12	Life long learning

Assessment Pattern

Bloom's Category	Test 1 (%)	Test 2 (%)	End Semester Examination (%)
Remember	20	20	20
Understand	50	50	50
Apply	30	30	30
Analyse			
Evaluate			
Create			

Mark Distribution

Total Marks	CIE Marks	ESE Marks	ESE Duration
150	50	100	3

Continuous Internal Evaluation Pattern:

Attendance : **10 marks**

Continuous Assessment Test : **25 marks**

Continuous Assessment Assignment : **15 marks**

Internal Examination Pattern:

Each of the two internal examinations has to be conducted out of 50 marks. First series test shall be preferably conducted after completing the first half of the syllabus and the second series test shall be preferably conducted after completing remaining part of the syllabus. There will be two parts: Part A and Part B. Part A contains 5 questions (preferably, 2 questions each from the completed modules and 1 question from the partly completed module), having 3 marks for each question adding up to 15 marks for part A. Students should answer all questions from Part A. Part B contains 7 questions (preferably, 3 questions each from the completed modules and 1 question from the partly completed module), each with 7 marks. Out of the 7 questions, a student should answer any 5.

End Semester Examination Pattern:

There will be two parts; Part A and Part B. Part A contains 10 questions with 2 questions from each module, having 3 marks for each question. Students should answer all questions. Part B contains 2 questions from each module of which a student should answer any one. Each question can have maximum 2 sub-divisions and carries 14 marks.

Syllabus

Module-1 (Authentication Protocols)

Authentication Protocols – Mutual authentication, One way authentication. Kerberos – Kerberos Version 4, Kerberos Version 5. X.509 Authentication service. Public Key Infrastructure (PKI) – Trust models, Revocation.

Module-2 (E-mail Security)

Pretty Good Privacy (PGP) – Operational Description, Cryptographic keys and key rings, Message format, PGP message generation, PGP message reception, Public key management. S/MIME – Functionality, Messages, Certificate processing, Enhanced security services.

Module-3 (Network Layer Security and Web Security)

Internet Protocol Security (IPSec) – Overview, IP security architecture, Authentication Header (AH), Encapsulating Security Payload (ESP), Combining Security Associations, Key management. Internet Key Exchange (IKE) - Phases. Web Security – Web security considerations. Secure Socket Layer and Transport Layer Security (SSL/TLS) – SSL Architecture, SSL protocols, Cryptographic computations, Transport layer security.

Module-4 (Real-time Security and Application Layer Security)

Real-time communication security – Perfect Forward Secrecy (PFS), Denial-of-Service protection, Endpoint identifier hiding, Live partner reassurance. Hypertext Transfer Protocol Secure (HTTPS) – Connection initiation, Closure. Secure Shell (SSH) – Transport layer protocol, User authentication protocol, Connection protocol. Secure Electronic Transaction (SET) – Overview, Features, Participants, Dual signature, Payment processing.

Module-5 (System Security and Wireless Security)

Firewalls – Firewall characteristics, Types of Firewalls, Firewall configurations, Encrypted Tunnels, Trusted systems – Data access control, The concept of Trusted Systems, Trojan horse defense. IEEE 802.11i wireless LAN security - Services, Phases of operation, Wired Equivalent Privacy (WEP), Wi-Fi Protected Access (WPA), WPA2.

Text Books

1. William Stallings, Cryptography and Network Security Principles and Practice, 4/e, Pearson Ed.
2. C. Kaufman, R. Perlman and M. Speciner, “Network Security: Private Communication in a Public World”, 2/e, PHI.

References

1. Behrouz A. Forouzan, DebdeepMukhopadhyay, “Cryptography and Network Security”, 3/e, Tata McGraw Hill.
2. Tyler Wrightson, “Wireless Network Security A Beginner’s Guide”, 2012, Tata McGraw Hill.
3. William Stallings, “Network Security Essentials: Applications and Standards”, 4/e, Prentice Hall.
4. Schiller J., Mobile Communications, 2/e, Pearson Education.
5. Roberta Bragg et. al., “Network Security: The Complete Reference”, Tata McGraw Hill

Sample Course Level Assessment Questions**Course Outcome 1 (CO1):**

1. Identify the threats associated with user authentication over a network or Internet.
2. In the context of Kerberos, mention the significance of a realm.

Course Outcome 2 (CO2):

1. Mention the use of R64 conversion for an e-mail application.
2. Give the general structure of Private and Public Key rings in PGP.

Course Outcome 3 (CO3):

1. In AH protocol, identify the fields in an IP header which are included in MAC calculation. For each of the fields in the IP header, indicate whether the field is immutable, mutable but predictable, or mutable. Justify your decision for each field.

2. Is it possible for the receiver to reorder SSL record blocks that arrive out of order?
If so, explain how it can be done. If not, why?

Course Outcome 4 (CO4):

1. Devise a protocol based on a pre-shared secret key that hides identities and gives Perfect Forward Secrecy (PFS) for identity hiding. Make two variants, one in which an active attacker can learn only the initiator's identity, and one in which an active attacker can learn only the target's identity.
2. Explain the tasks performed by the payment gateway during Payment Authorization in SET.

Course Outcome 5 (CO5):

1. List the weaknesses of a packet-filtering router.
2. Give the relevance of pair wise keys and group keys in IEEE 802.11i.
3. State the design goals of firewalls.

Model Question Paper**QP CODE:****PAGES:** ____**Reg No:** _____**Name:** _____**EIGHTH SEMESTER B.TECH DEGREE EXAMINATION, MONTH & YEAR****Course Code: CST434****Course Name: NETWORK SECURITY PROTOCOLS****Max Marks: 100****Duration: 3 Hours****PART A****(Answer All Questions. Each question carries 3 marks)**

1. List any three requirements of Kerberos.
2. Specify the significance of key pair recovery. When is the key pair updated?
3. Why does PGP generate signature before applying compression?
4. List the four principal services provided by S/MIME.
5. Explain the significance of Alert protocol in SSL and list out any three Alert messages with their uses.
6. Specify the purpose of MAC during the change cipher spec TLS exchange.

7. What is the advantage, if any, of not including the MAC in the scope of packet encryption in SSH packets?
8. Give the significance of dual signature in SET.
9. List the IEEE 802.11i services.
10. How is the concept of association related to that of mobility in wireless networks? (10x3=30)

Part B

(Answer any one question from each module. Each question carries 14 Marks)

11. (a) Describe the requirements for a public-key certificate scheme. (8)
- (b) Explain the significance of chain of certificates. (6)

OR

12. (a) Specify the purpose of the X.509 standard. How is an X.509 certificate revoked? (8)
- (b) Describe the management functions of a PKI. What is a cross certificate? (6)
13. (a) List the services provided by PGP and explain how authentication and confidentiality are provided. (8)
- (b) Explain the functionalities provided by S/MIME. (6)

OR

14. (a) Give the format of a PGP message and specify the significance of each field in the message. (8)
- (b) Explain the enhanced security services provided in S/MIME. (6)
15. (a) Explain the parameters that identify an SSL session state. (8)
- (b) Differentiate between transport mode and tunnel mode in IPsec. (6)

OR

16. (a) The IPsec architecture document states that when two transport mode SAs are bundled to allow both AH and ESP protocols on the same end-to-end flow, only one ordering of security protocols seems appropriate: performing the ESP protocol before performing the AH protocol. Why is this approach (8)

recommended rather than authentication before encryption?

- (b) List and explain the purpose each Alert Codes supported by SSL. (6)
17. (a) Illustrate the significance of perfect forward secrecy. (6)
- (b) Explain the key features provided by SET. (8)

OR

18. (a) List and explain the SSH protocols. (8)
- (b) “The HTTPS capability is built into all modern web browsers”. Justify. (6)
19. (a) Explain the phases of operations in IEEE 802.11i. (8)
- (b) Give the significances of Encrypted Tunnels (6)

OR

20. (a) Compare the features of three types of firewalls. (8)
- (b) Compare the Wireless LAN protocols WEP, WPA and WPA2 (6)

TEACHING PLAN

No	Contents	No. of Lecture Hours (35 Hrs)
Module-1 (Authentication Protocols)(7hrs)		
1.1	Authentication Protocols – Mutual authentication, One way authentication	1
1.2	Kerberos –Version 4	1
1.4	Differences between Kerberos Version 4 and Version 5, Kerberos Version 5	1
1.5	X.509 Authentication service – Certificates, Authentication Procedures, X.509 Version 3	1
1.6	Public Key Infrastructure (PKI) – Trust models	1
1.7	Public Key Infrastructure (PKI) – Revocation	1

Module-2 (E-mail Security) (6 hrs)		
2.1	Pretty Good Privacy (PGP) – Operational Description	1
2.2	Cryptographic keys and key rings, Message format	1
2.3	PGP message generation, PGP message reception	1
2.4	PGP -Public key management	1
2.5	S/MIME – Overview of MIME, Functionality, Messages	1
2.6	S/MIME - Certificate processing, Enhanced security services	1
Module-3 (Network Layer Security and Web Security)(8 hrs)		
3.1	Internet Protocol Security (IPSec) – Overview, IP security architecture	1
3.2	Authentication Header (AH)	1
3.3	Encapsulating Security Payload (ESP)	1
3.4	Combining Security Associations, Key management	1
3.5	Internet Key Exchange (IKE) – Phases	1
3.6	Web Security – Web security considerations. Secure Socket Layer and Transport Layer Security (SSL/TLS) – SSL Architecture	1
3.7	SSL Protocols - Record Protocol, Change Cipher Spec Protocol, Alert Protocol	1
3.8	SSL Handshake Protocol, Cryptographic computations, Transport Layer Security	1
Module-4 (Real-time Security and Application Layer Security) (8hrs)		
4.1	Real-time communication security – Perfect Forward Secrecy (PFS)	1
4.2	Denial-of-Service protection, Endpoint identifier hiding, Live partner reassurance	1
4.3	Hypertext Transfer Protocol Secure (HTTPS) – Connection initiation, Closure	1
4.4	Secure Shell (SSH) – Transport layer protocol	1
4.5	User authentication protocol	1

4.6	Connection protocol	1
4.7	Secure Electronic Transaction (SET) – Overview, Features, Participants	1
4.8	Dual signature, Payment processing	1
Module-5 (System Security and Wireless Security) (6 hrs)		
5.1	Firewalls – Firewall characteristics, Types of Firewalls	1
5.2	Firewalls – Firewall configurations, Encrypted Tunnels	1
5.3	Trusted systems – Data Access Control, The Concept of Trusted Systems, Trojan Horse Defense	1
5.4	IEEE 802.11i wireless LAN security - Services, Phases of operation	1
5.5	Wired Equivalent Privacy (WEP)	1
5.6	Wi-Fi Protected Access (WPA), WPA2	1

CST444	SOFT COMPUTING	CATEGORY	L	T	P	CREDIT	YEAR OF INTRODUCTION
		PEC	2	1	0	3	2020

Preamble: This course enables the learners to understand the concepts of Soft Computing techniques and its applications. It covers Artificial Neural Networks, operations and models of fuzzy logic, genetic algorithms and multi objective optimization techniques. This course helps the students to develop algorithms and solutions for different real world applications.

Prerequisite: NIL.

Mapping of course outcomes with program outcomes

CO1	Describe soft computing techniques and the basic models of Artificial Neural Network (Cognitive Knowledge Level: Understand)
CO2	Solve practical problems using neural networks (Cognitive Knowledge Level: Apply)
CO3	Illustrate the operations, model and applications of fuzzy logic (Cognitive Knowledge Level: Apply)
CO4	Illustrate the concepts of Genetic Algorithm (Cognitive Knowledge Level: Apply)
CO5	Describe the concepts of multi-objective optimization models and the need for using hybrid soft computing approaches(Cognitive Knowledge Level: Understand)

Mapping of course outcomes with program outcomes

	PO1	PO2	PO3	PO4	PO5	PO6	PO7	PO8	PO9	PO10	PO11	PO12
CO1												
CO2												
CO3												
CO4												
CO5												

The COs and CO -PO map shall be considered as suggestive only

Abstract POs defined by National Board of Accreditation			
PO#	Broad PO	PO#	Broad PO
PO1	Engineering Knowledge	PO7	Environment and Sustainability
PO2	Problem Analysis	PO8	Ethics
PO3	Design/Development of solutions	PO9	Individual and team work
PO4	Conduct investigations of complex problems	PO10	Communication
PO5	Modern tool usage	PO11	Project Management and Finance
PO6	The Engineer and Society	PO12	Life long learning

Assessment Pattern

Bloom's Category	Continuous Assessment Tests		End Semester Examination Marks (%)
	Test 1 (%)	Test 2 (%)	
Remember	30	30	30
Understand	30	30	30
Apply	40	40	40
Analyze			
Evaluate			
Create			

Mark Distribution

Total Marks	CIE Marks	ESE Marks	ESE Duration
150	50	100	3

Continuous Internal Evaluation Pattern:

Attendance	10 marks
Continuous Assessment Tests(Average of Internal Tests 1 & 2)	25 marks
Continuous Assessment Assignment	15 marks

Internal Examination Pattern

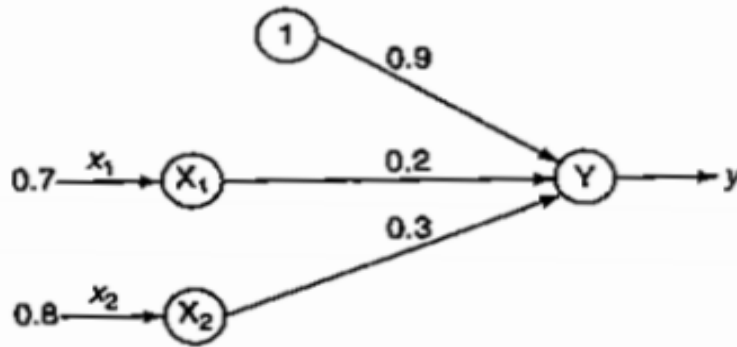
Each of the two internal examinations has to be conducted out of 50 marks. First series test shall be preferably conducted after completing the first half of the syllabus and the second series test shall be preferably conducted after completing remaining part of the syllabus. There will be two parts: Part A and Part B. Part A contains 5 questions (preferably, 2 questions each from the completed modules and 1 question from the partly completed module), having 3 marks for each question adding up to 15 marks for part A. Students should answer all questions from Part A. Part B contains 7 questions (preferably, 3 questions each from the completed modules and 1 question from the partly completed module), each with 7 marks. Out of the 7 questions, a student should answer any 5.

End Semester Examination Pattern:

There will be two parts; Part A and Part B. Part A contains 10 questions with 2 questions from each module, having 3 marks for each question. Students should answer all questions. Part B contains 2 full questions from each module of which student should answer any one. Each question can have maximum 2 sub-divisions and carries 14 marks.

Course Level Assessment Questions**Course Outcome 1 (CO1):**

1. Describe the necessity of Activation function? Examine the various aspects of sigmoidal activation function. List the drawbacks. Calculate the net output of the following neural network using the bipolar and binary sigmoidal activation function.



2. Explain the architecture of McCulloch-Pitts Neuron network model. Implement NAND(NOT-AND) gate function using M-P Neuron Model(with binary input).

Course Outcome 2(CO2):

1. Find the weights required to perform classification of patterns shown below using perceptron network. The patterns (1,1,-1) and (1, -1,-1) are belonging to the target class -1. The patterns (-1,1,1) and (-1,-1,1) are belonging to the target class +1. Assume suitable learning rate and initial weights.
2. Explain the architecture and training algorithm of Adaline network . Use Adaline network to train NOR logic function with bipolar inputs and targets. Perform 2 epochs of training.

Course Outcome 3(CO3):

1. There is an imprecise relationship between the ambient temperature for clay masonry bricks and their compressive strengths. Let X be a fuzzy set of fracture strengths and Y be a fuzzy set of temperatures with the following membership functions:

$$X = \left\{ \frac{1.0}{1500} + \frac{0.8}{2175} + \frac{0.6}{7000} + \frac{0.5}{12750} + \frac{0.3}{16500} + \frac{0.1}{20000} \right\}$$

$$Y = \left\{ \frac{0.2}{20} + \frac{0.4}{25} + \frac{0.5}{32} + \frac{1.0}{50} + \frac{0.6}{90} + \frac{0.3}{105} \right\}$$

- (a) Find the Cartesian Product of X and Y and represent it as relation R. Suppose there is a second fuzzy set of masonry lengths given as

$$Z = \left\{ \frac{0.4}{1500} + \frac{0.5}{2175} + \frac{0.6}{7000} + \frac{0.8}{12750} + \frac{0.9}{16500} + \frac{1.0}{20000} \right\}$$

- (b) Find S=ZoR using max-min composition (c) Find T=ZoR using max-product composition

2. Given two universes $X=\{x_1,x_2,x_3,x_4,x_5\}$ and $Y=\{y_1,y_2,y_3,y_4,y_5\}$, the fuzzy sets A defined on X and fuzzy set B defined on Y are given below:

$$A = \left\{ \frac{0.4}{x_1} + \frac{0.7}{x_2} + \frac{1}{x_3} + \frac{0.8}{x_4} + \frac{0.6}{x_5} \right\} \quad B = \left\{ \frac{0.2}{y_1} + \frac{0.6}{y_2} + \frac{1}{y_3} + \frac{0.9}{y_4} + \frac{0.7}{y_5} \right\}$$

(i) Find the relation $R = A \times B$

Consider another fuzzy set C defined on the universe $V=\{v_1,v_2,v_3\}$, $C = \left\{ \frac{0.4}{v_1} + \frac{1}{v_2} + \frac{0.8}{v_3} \right\}$

(ii) Find $P = B \times C$. Using max-min composition, Find RoP .

Course Outcome 4(CO4):

1. Illustrate the various types of cross over with suitable examples.
2. Using Genetic algorithm with Roulette wheel selection method maximize the function $f(x)=x^2$ over $\{0, 1, 2, \dots, 31\}$ with initial x values of (13, 24, 8, 19). Show one crossover and mutation.

Course Outcome 5(CO5):

1. Explain strong dominance and weak pareto-optimality.
2. What are the different classifications of neuro-fuzzy hybrid systems?

Syllabus

Module – 1 (Introduction to Soft Computing & Artificial Neural Network)

Introduction to Soft Computing. Difference between Hard Computing & Soft Computing. Applications of Soft Computing. Artificial Neurons Vs Biological Neurons. Basic models of artificial neural networks – Connections, Learning, Activation Functions. McCulloch and Pitts Neuron. Hebb network.

Module – 2 (Supervised Learning Network)

Perceptron Networks– Learning rule, Training and testing algorithm. Adaptive Linear Neuron– Architecture, Training and testing algorithm. Back propagation Network – Architecture, Training and testing algorithm.

Module - 3 (Fuzzy Logic & Defuzzification)

Fuzzy sets – properties, operations on fuzzy set. Fuzzy membership functions, Methods of membership value assignments – intuition, inference, Rank Ordering. Fuzzy relations– operations on fuzzy relation. Fuzzy Propositions. Fuzzy implications. Defuzzification– Lamda cuts, Defuzzification methods.

Module - 4 (Fuzzy Inference System & Genetic Algorithm)

Fuzzy Inference Systems - Mamdani and Sugeno types. Fuzzy Logic Controller. Concepts of genetic algorithm. Operators in genetic algorithm - coding, selection, cross over, mutation. Stopping condition for genetic algorithm.

Module - 5 (Multi Objective Optimization & Hybrid Systems)

Multi objective optimization problem. Principles of Multi- objective optimization, Dominance and pareto-optimality. Optimality conditions. Neuro-fuzzy hybrid systems. Genetic – neuro hybrid systems.

Text Books

1. S.N.Sivanandam and S.N. Deepa, Principles of Soft Computing , 2ndEdition, John Wiley & Sons.
2. Kalyanmoy Deb, Multi-objective Optimization using Evolutionary Algorithms, 1st Edition, John Wiley & Sons.

ReferenceBooks

1. Timothy J Ross, Fuzzy Logic with Engineering Applications, John Wiley & Sons, 2016.
2. T.S.Rajasekaran, G.A.Vijaylakshmi Pai “Neural Networks, Fuzzy Logic & Genetic Algorithms Synthesis and Applications”, Prentice-Hall India.
3. Simon Haykin, “Neural Networks- A Comprehensive Foundation”, 2/e, Pearson Education.
4. Zimmermann H. J, “Fuzzy Set Theory & Its Applications”, Allied Publishers Ltd.

Model Question Paper**QP CODE:****Reg No:** _____**Name:** _____**PAGES : 4****EIGHTH SEMESTER B.TECH DEGREE EXAMINATION, MONTH & YEAR****Course Code: CST 444****Course Name: Soft Computing****Max. Marks : 100****Duration: 3 Hours****PART A****Answer All Questions. Each Question Carries 3 Marks**

1. Explain the architecture of a simple Artificial Neural network? Compare it with a biological neuron.
2. A 4-input neuron has weights 1, 2, 3 and 4. The transfer function is linear with the constant of proportionality being equal to 2. The inputs are 4, 10, 5 and 20 respectively. Predict the output?
3. Explain the Widrow-Hoff learning rule for supervised learning in neural networks with help of an example. Why is it sometimes called the LMS learning rule?
4. Implement one epoch of Adaline algorithm for AND logic function with binary inputs and bipolar outputs. Initial weights are $w_1=0.2$, $w_2=0.1$ and learning rate parameter $\eta=0.2$.
5. Consider two fuzzy sets $A = \left\{ \frac{0.2}{0} + \frac{0.3}{1} + \frac{1}{2} + \frac{0.1}{3} + \frac{0.5}{4} \right\}$ $B = \left\{ \frac{0.1}{0} + \frac{0.25}{1} + \frac{0.9}{2} + \frac{0.7}{3} + \frac{0.3}{4} \right\}$ Find the following: (a) Algebraic sum (b) Algebraic product (c) Bounded sum.
6. Using your own intuition and definition of universe of discourse, plot membership

functions for liquid level (Empty, very less, less, full, very full) in a tank.

7. Explain Stochastic Universal Sampling with an example.
8. Explain any two mutation methods.
9. Differentiate between linear and nonlinear Multi Objective Optimization Problem.
10. What are the characteristics of neuro fuzzy hybrid systems?

(10x3=30)

Part B

(Answer any one question from each module. Each question carries 14 Marks)

11. (a) Implement XOR function using M-P Neuron Model (with binary input). Why M-P neuron is widely used in processing binary data? (8)
- (b) Using Hebb Network calculate the weight required to perform the following classification of given input pattern. (6)
 L \square belongs to the members of the class(+) \square target value +1
 U \square does not belongs to members of class(.) \square target value -1

+	.	.
+	.	.
+	+	+

L

+	.	+
+	.	+
+	+	+

U

OR

12. (a) Compare the three learning approaches in Artificial Neural Network. How is the critic information used in learning process. (8)
- (b) Define Hebb Law. Design a Hebb Network to implement logical AND function. Use bipolar input and targets. (7)

13. (a) Discuss the training algorithm and explain the weight updates in back propagation networks. (10)
- (b) Implement one epoch of Perceptron training algorithm for OR logic function with binary input and bipolar output. (4)

OR

14. (a) Explain how synaptic weights are adapted iteration by iteration using error correction rule in Perceptron convergence algorithm for an OR gate with bipolar inputs and outputs. Initial weights are all zero and learning rate parameter $\eta=0.1$. (10)
- (b) Explain Perceptron convergence theorem and discuss Perceptron algorithm based on XOR logic function. (4)
15. (a) Three fuzzy sets are defined as follows: (10)

$$A = \left\{ \frac{0.1}{30} + \frac{0.2}{60} + \frac{0.3}{90} + \frac{0.4}{120} \right\}, B = \left\{ \frac{1}{1} + \frac{0.2}{2} + \frac{0.5}{3} + \frac{0.7}{4} + \frac{0.3}{5} + \frac{0}{6} \right\},$$

$$C = \left\{ \frac{0.33}{100} + \frac{0.65}{200} + \frac{0.92}{300} + \frac{0.21}{400} \right\}$$

Find: (i) $R = A \times B$ (ii) $S = B \times C$ (iii) $T = R \circ S$, using Max-Min composition
(iv) $T = R \circ S$, using Max-Product composition.

- (b) For the fuzzy sets given $A = \left\{ \frac{0.5}{x_1} + \frac{0.2}{x_2} + \frac{0.9}{x_3} \right\}$ and $B = \left\{ \frac{1}{y_1} + \frac{0.5}{y_2} + \frac{1}{y_3} \right\}$. Find relation R by performing Cartesian product over the given fuzzy sets. (4)

OR

16. (a) Using inference approach, find the membership values for each of the triangular shapes (I, R, IR, T) for a triangle with angles 120° , 50° , 10° . (8)
- (b) Using Zadeh's notation, determine the λ - cut sets for the given fuzzy sets: (6)

$$S_1 = \left\{ \frac{0}{0} + \frac{0.5}{20} + \frac{0.65}{40} + \frac{0.85}{60} + \frac{1.0}{80} + \frac{1.0}{100} \right\}$$

$$S_2 = \left\{ \frac{0}{0} + \frac{0.45}{20} + \frac{0.6}{40} + \frac{0.8}{60} + \frac{0.95}{80} + \frac{1.0}{100} \right\}$$

Express the following for $\lambda = 0.5$: a) $S_1 \cup S_2$ b) S_2' c) $S_1 \hat{\cap} S_2$

17. (a) Differentiate between value encoding and permutation encoding. (8)

(b) Explain the stopping conditions for genetic algorithm. (6)

OR

18. (a) Apply Mamdani fuzzy model to design a controller to determine the wash time of a domestic washing machine. Assume input is dirt and grease of the cloth. Use three descriptors for input variable and five descriptors for output variables. Derive the set of rules for controller action and defuzzification. Design should be supported by figure wherever possible. (10)

(b) Explain Single-Point Crossover and Two-Point Crossover with example. (4)

19. (a) Explain convex and non convex MOOP? How to find a non dominated set. (10)

(b) What are the properties of dominance relation? (4)

OR

20. (a) Explain Genetic Neuro-Hybrid System with block diagram. Also write the advantages of Genetic- Neuro Hybrid systems. (8)

(b) Discuss the classification of Neuro-Fuzzy Hybrid System. (6)

Teaching Plan

No	Contents	No. of Lecture Hours (35 hrs)
Module-1 (Introduction to Soft Computing & Artificial Neural Network) (6 hours)		
1.1	Introduction to Soft Computing	1 hour
1.2	Difference between Hard Computing & Soft Computing & Applications of Soft Computing	1 hour
1.3	Artificial Neurons Vs Biological Neurons, Basic models of artificial neural networks	1 hour
1.4	Activation Functions	1 hour
1.5	McCulloch and Pitts Neuron	1 hour
1.6	Hebb network	1 hour
Module-2 (Supervised Learning Network) (7 hours)		
2.1	Perceptron networks – Learning rule, Training and testing algorithm	1 hour
2.2	Perceptron networks – Problems	1 hour
2.3	Adaptive Linear Neuron (Lecture I)	1 hour
2.4	Adaptive Linear Neuron (Lecture II)	1 hour
2.5	Adaptive Linear Neuron-Problems (Lecture III)	1 hour
2.6	Back propagation Network (Lecture I)	1 hour
2.7	Back propagation Network (Lecture II)	1 hour
Module-3 (Fuzzy Logic & Defuzzification) (8 hours)		
3.1	Introduction to Fuzzy Set, Properties & operations on fuzzy sets	1 hour
3.2	Fuzzy membership functions, Fuzzification	1 hour
3.3	Methods of membership value assignments	1 hour
3.4	Fuzzy relations, Operations on Fuzzy Relation	1 hour

3.5	Fuzzy Propositions & Fuzzy Implications	1 hour
3.6	Lamda cuts for fuzzy sets	1 hour
3.7	Defuzzification methods(Lecture I)	1 hour
3.8	Defuzzification methods(Lecture II)	1 hour
Module-4 (Fuzzy Inference System & Genetic Algorithm) (6 hours)		
4.1	Fuzzy Inference Systems - Mamdani type	1 hour
4.2	Fuzzy Inference Systems - Sugeno type	1 hour
4.3	Fuzzy Logic Controller	1 hour
4.4	Introduction to genetic algorithm, operators in genetic algorithm - coding	1 hour
4.5	Selection, Cross over	1 hour
4.6	Mutation, stopping condition for genetic algorithm	1 hour
Module-5 (Multi-Objective Optimization & Hybrid System) (8 hours)		
5.1	MOOP-Linear & Non linear, Convex & Non Convex	1 hour
5.2	Principles of MOO-Illustrating Pareto Optimal Solutions, Objectives in MOO	1 hour
5.3	Dominance & Pareto-Optimality-Concept of Domination	1 hour
5.4	Properties of Dominance Relation, Pareto Optimality	1 hour
5.5	Procedure for finding a non dominated set	1 hour
5.6	Optimality Conditions	1 hour
5.7	Neuro Fuzzy hybrid system-Classification& characteristics	1 hour
5.8	Genetic –neuro hybrid systems	1 hour

CST454	FUZZY SET THEORY AND APPLICATIONS	CATEGORY	L	T	P	CREDIT	YEAR OF INTRODUCTION
		PEC	2	1	0	3	2020

Preamble: This course equips the students to understand the concepts of fuzziness and its use in building better solutions to problems. The course covers basic concepts of fuzzy sets, fuzzy relations, fuzzy logic and building of fuzzy approximation-based solutions. It helps students to design and develop fuzzy based solutions to real world applications.

Prerequisite: Basic knowledge in set theory.

Course Outcomes: After the completion of the course, the student will be able to

CO1	Explain fuzzy logic based problem solving (Cognitive Knowledge Level: Understand)
CO2	Summarize the concepts of crisp sets, crisp relations, crisp logic with fuzzy sets, fuzzy relations and fuzzy logic(Cognitive Knowledge Level: Apply)
CO3	Develop fuzzy systems by selecting appropriate membership functions, fuzzification and defuzzification methods (Cognitive Knowledge Level: Apply)
CO4	Develop solutions using graphical and rule-based methods(Cognitive Knowledge Level: Apply)
CO5	Make use of fuzzy logic inference to solve real world problems(Cognitive Knowledge Level: Apply)

Mapping of course outcomes with program outcomes

	PO1	PO2	PO3	PO4	PO5	PO6	PO7	PO8	PO9	PO10	PO11	PO12
CO1												
CO2												
CO3												
CO4												

CO5											
-----	--	--	--	--	--	--	--	--	--	--	--

The COs and CO -PO map shall be considered as suggestive only

Abstract POs defined by National Board of Accreditation			
PO#	Broad PO	PO#	Broad PO
PO1	Engineering Knowledge	PO7	Environment and Sustainability
PO2	Problem Analysis	PO8	Ethics
PO3	Design/Development of solutions	PO9	Individual and team work
PO4	Conduct investigations of complex problems	PO10	Communication
PO5	Modern tool usage	PO11	Project Management and Finance
PO6	The Engineer and Society	PO12	Life long learning

Assessment Pattern

Bloom's Category	Continuous Assessment Tests		End Semester Examination Marks (%)
	Test 1 (%)	Test 2 (%)	
Remember	20	20	20
Understand	50	50	50
Apply	30	30	30
Analyze			
Evaluate			
Create			

Mark Distribution

Total Marks	CIE Marks	ESE Marks	ESE Duration
150	50	100	3

Continuous Internal Evaluation Pattern:

Attendance	10 marks
Continuous Assessment Tests(Average of Internal Tests1&2)	25 marks
Continuous Assessment Assignment	15 marks

Internal Examination Pattern

Each of the two internal examinations has to be conducted out of 50 marks. First series test shall be preferably conducted after completing the first half of the syllabus and the second series test shall be preferably conducted after completing remaining part of the syllabus. There will be two parts: Part A and Part B. Part A contains 5 questions (preferably, 2 questions each from the completed modules and 1 question from the partly completed module), having 3 marks for each question adding up to 15 marks for part A. Students should answer all questions from Part A. Part B contains 7 questions (preferably, 3 questions each from the completed modules and 1 question from the partly completed module), each with 7 marks. Out of the 7 questions, a student should answer any 5.

End Semester Examination Pattern:

There will be two parts; Part A and Part B. Part A contains 10 questions with 2 questions from each module, having 3 marks for each question. Students should answer all questions. Part B contains 2 full questions from each module of which student should answer any one. Each question can have maximum 2 sub-divisions and carries 14 marks.

Syllabus**Module – 1 (Basic Fuzzy Set Theory)**

The case for imprecision, Utility and Limitations of Fuzzy Systems, Fuzzy Sets and Membership, Classical Sets – Properties, Operations, Fuzzy Sets – Properties and Operations, Classical Relations – Cartesian Product, Operations and Properties of Crisp Relations, Composition, Fuzzy Relations – Cardinality, Operations, Properties, Fuzzy Cartesian Product and Composition.

Module – 2 (Fuzzy Membership Functions)

Tolerance and Equivalence Relations – Crisp and Fuzzy, Similarity Methods – Cosine, Min-max, Fuzzy Membership Functions – Features, Fuzzification, Defuzzification to Crisp Sets, λ -Cuts for Fuzzy Relations, Linguistic Hedges.

Module - 3 (Fuzzification and Defuzzification Methods)

Development of Membership Functions –Intuition, Inference, Rank ordering, Inductive reasoning. Defuzzification to Scalars - Max membership principle, Centroid method, Weighted average method, Mean max membership, Center of sums, Center of largest area, First (or last) of maxima.

Module - 4 (Fuzzy Inference)

Classical Logic, Fuzzy Logic, Approximate Reasoning, Fuzzy (Rule-Based) Systems - Multiple conjunctive antecedents, Multiple disjunctive antecedents, Aggregation of fuzzy rules, Graphical Techniques of Inference.

Module - 5 (Fuzzy Applications)

Applications of Fuzzy Systems - Fuzzy Classification, Fuzzy Pattern Recognition, Fuzzy Control Systems, Fuzzy Systems and Neural Networks, Fuzzy Clustering, Fuzzy Databases and Information retrieval systems.

Text Books

1. Fuzzy Logic with Engineering Applications – Timothy J. Ross, Third Edition, John Wiley and Sons, 2010
2. Fuzzy Sets and Fuzzy Logic: Theory and Applications - George J. Klir and Bo Yuan , Prentice Hall, 1995.

Reference Books

1. Kenneth H. Rosen, Discrete Mathematics and Its Applications with Combinatorics and Graph Theory, Seventh Edition, MGH, 2011
2. Trembly J.P and Manohar R, “Discrete Mathematical Structures with Applications to Computer Science”, TataMc Graw Hill Pub. Co. Ltd., New Delhi, 2003.
3. Bernard Kolman, Robert C. Busby, Sharan Cutler Ross, “Discrete Mathematical Structures”, Pearson Education Pvt Ltd., New Delhi, 2003
4. Kenneth H .Rosen, “Discrete Mathematics and its Applications”, 5/e, TataMc Graw Hill Pub. Co. Ltd, New Delhi 2003

Course Level Assessment Questions**Course Outcome1 (CO1):**

1. What are the limitations of crisp systems?
2. Explain the difference between randomness and fuzziness.
3. Find some examples of prospective fuzzy variables in daily life.

Course Outcome 2(CO2):

1. The strength of two types of concrete needs to be compared. Four concrete masonry units (CMUs) from each type of concrete are stressed until they fail. The lowest stress at failure of a CMU is denoted 1, and the highest stress at failure is denoted 4, so the CMUs are rank ordered by failure stress, that is, $X = \{1, 2, 3, 4\}$. Since “failure” of CMUs is fuzzy, the membership value for a specific CMU represents the judgment that the CMU really failed. The following fuzzy sets represent the failure estimates for the two different concrete types:

$$A = \left\{ \frac{0 \cdot 15}{1} + \frac{0.25}{2} + \frac{0 \cdot 6}{3} + \frac{0.9}{4} \right\}$$

$$B = \left\{ \frac{0.2}{1} + \frac{0.3}{2} + \frac{0.5}{3} + \frac{0.8}{4} \right\}$$

Calculate the union, intersection and difference for the two concrete types.

2. An engineer is testing the properties, strength and weight of steel. Suppose he has two fuzzy sets A, defined on a universe of three discrete strengths, $\{s_1, s_2, s_3\}$, and B, defined on a universe of three discrete weights, $\{w_1, w_2, w_3\}$. Suppose A and B represent a “high-strength steel” and a “near-optimum weight,” respectively, as shown below

$$A = \left\{ \frac{1}{s_1} + \frac{0.5}{s_2} + \frac{0.2}{s_3} \right\}$$

$$B = \left\{ \frac{1}{w_1} + \frac{0.5}{w_2} + \frac{0.2}{w_3} \right\}$$

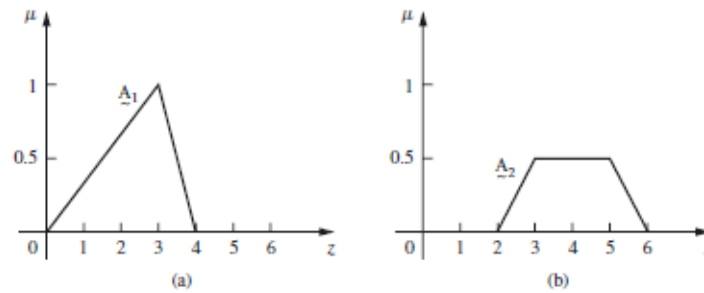
- Find the fuzzy relation for the Cartesian product, R, of A and B
- Introducing another fuzzy set, C, which represents a set of “moderately good” steel strengths

$$C = \left\{ \frac{0.1}{s_1} + \frac{0.6}{s_2} + \frac{1}{s_3} \right\}$$

Find $C \circ R$ using max–min composition

Course Outcome 3(CO3):

- Using your own intuition and your own definitions of the universe of discourse, plot fuzzy membership functions for “age of people” who are:
 - very young
 - young
 - middle-aged
 - old
- Define membership functions for approximately isosceles triangle, approximately equilateral and approximately right-angled triangles.
 - Find the membership value for the triangle represented by the angles $80^\circ, 75^\circ, 25^\circ$, in the above triangles.
- In metallurgy, materials are made with mixtures of various metals and other elements to achieve certain desirable properties. In a particular preparation of steel, three elements, namely, iron, manganese, and carbon, are mixed in two different proportions. The samples obtained from these two different proportions are placed on a normalized scale and are represented as fuzzy sets A1 and A2. Do a logical union of the membership functions A1 and A2 and find the defuzzified value of the resulting membership function.

**Course Outcome 4(CO4):**

1. Consider the following two discrete fuzzy sets, which are defined on universe $X = \{-5, 5\}$:

$$A = \text{"zero"} = \left\{ \frac{0}{-2} + \frac{0.5}{-1} + \frac{1}{0} + \frac{0.5}{1} + \frac{0}{2} \right\}$$

$$B = \text{"positive medium"} = \left\{ \frac{0}{0} + \frac{0.6}{1} + \frac{1}{2} + \frac{0.6}{3} + \frac{0}{4} \right\}$$

Construct the relation for IF x is "zero" THEN y is "positive medium"

2. A metro train system uses fuzzy logic in ensuring smooth ride on the train. The metro train system has fixed stops and the distance between the stops are known. The system uses fuzzy logic in deciding the pressure applied on the brakes. The amount of pressure applied depends on the distance to the next stop and the speed of the train. Design appropriate membership functions for the input and illustrate the use of Mamdani Inference in arriving at the brake pressure.

Course Outcome 5(CO5):

1. A fuzzy systems needs to be designed to provide a rating for a web store as "excellent", "good" or "poor". The web store can be rated based on the products available, the customer service and the discount provided. Design appropriate membership functions and fuzzy rules for generating the fuzzy based rating system.
2. Design a fuzzy control system for an air-conditioning application. Make appropriate decisions regarding inputs and outputs.

Model Question Paper**QP CODE:****Reg No:** _____**Name:** _____**PAGES : 4****EIGHTH SEMESTER B.TECH DEGREE EXAMINATION, MONTH & YEAR****Course Code: CST454****Course Name: Fuzzy Set Theory and Applications****Max.Marks:100****Duration: 3 Hours****PART A****Answer All Questions. Each Question Carries 3 Marks**

1. Illustrate where a fuzzy logic based application is suitable.
2. Consider a LAN using Ethernet protocol with maximum bandwidth of 10 Mbps. Traffic rates can be represented using two fuzzy variables, Quiet and Congested. If the universal set $X = \{0,1,2,3,4,5,6,7,8,9,10\}$ represents bandwidth usage in Mbps, then draw possible membership functions for the fuzzy variables.
3. Define fuzzy tolerance and equivalence relations.
4. Given two data points, illustrate how a similarity measure between them can be computed.
5. Define a convex normalized fuzzy set.
6. How does augmented query help in information retrieval.
7. Given the propositions
 - (i) $C \vee D$
 - (ii) $\sim H \Rightarrow (A \wedge \sim B)$
 - (iii) $(C \vee D) \Rightarrow \sim H$

(iv) $(A \wedge \sim B) \Rightarrow (R \vee S)$

Infer $(R \vee S)$ from the above propositions and state the tautologies used.

8. Write a predicate logic statement for “Ram likes all kinds of food”.
9. Given the relation R below, find λ -cut for the relation using suitable λ value.

$$\begin{bmatrix} 1 & 0.8 & 0 & 0.1 & 0.2 \\ 0.8 & 1 & 0.4 & 0 & 0.9 \\ 0 & 0.4 & 1 & 0 & 0 \\ 0.1 & 0 & 0 & 1 & 0.5 \\ 0.2 & 0.9 & 0 & 0.5 & 1 \end{bmatrix}$$

10. Define maximum approaching degree.

(10x3=30)

Part B

(Answer any one question from each module. Each question carries 14 Marks)

11. (a) An engineer is testing the properties, strength and weight of steel. Suppose he has two fuzzy sets A, defined on the universe of three discrete strengths $\{s_1, s_2, s_3\}$ and B, defined on the universe of discrete weights $\{w_1, w_2, w_3\}$. Suppose A represents a “high-strength steel” and B a “near-optimum weight”. (4)

$$A = \left\{ \frac{1}{s_1} + \frac{0.5}{s_2} + \frac{0.2}{s_3} \right\}, B = \left\{ \frac{1}{w_1} + \frac{0.5}{w_2} + \frac{0.3}{w_3} \right\}$$

Find fuzzy Cartesian product, R, of A and B.

- (b) Let a fuzzy set $C = \left\{ \frac{0.1}{s_1} + \frac{0.6}{s_2} + \frac{1}{s_3} \right\}$ be introduced, which represents a set of “moderately good” steel strength. Find the max-min composition of C and R. (5)
- (c) Define 5 operations associated with crisp relations. (5)

OR

12. (a) How is excluded middle axiom different for crisp and fuzzy sets? (4)
- (b) Differentiate between crisp and fuzzy sets with respect to their membership functions. (4)
- (c) Illustrate any 4 operations associated with a fuzzy relation. (6)

13. (a) A structural designer is considering four different kinds of structural beams { S1, S2, S3, S4} for a new building. Laboratory experiments on the deflection resistance for these four kinds of beams have been performed, and the engineer wants to determine their suitability in the new structure. The following data have been observed based on the overall deflection capacity of each beam type: (10)

		S1	S2	S3	S4
No deflection	X ₁	0.3	0.6	0.5	0.8
Some deflection	X ₂	0.6	0.3	0.5	0.2
Excessive deflection	X ₃	0.1	0.1	0	0

Use cosine amplitude method to determine the similarity of the four beam types.

- (b) Given a fuzzy set “tall” = $\left\{ \frac{0.1}{s_1} + \frac{0.6}{s_2} + \frac{1}{s_3} \right\}$, illustrate how the fuzzy set “very tall” be defined? (4)

OR

14. (a) Define tolerance and equivalence relations. Check whether the relation R given below is tolerance or equivalence relation. (4)

$$\begin{bmatrix} 1 & 0.8 & 0 & 0.1 & 0.2 \\ 0.8 & 1 & 0.4 & 0 & 0.9 \\ 0 & 0.4 & 1 & 0 & 0 \\ 0.1 & 0 & 0 & 1 & 0.5 \\ 0.2 & 0.9 & 0 & 0.5 & 1 \end{bmatrix}$$

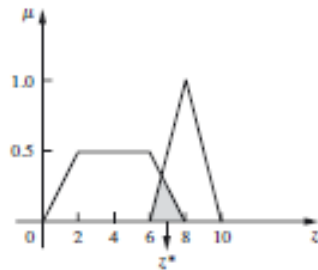
- (b) Given the following data regarding three cities and the quality of their bridges, find the similarity between the cities using max-min method. (10)

		C1	C2	C3
Poor	Q ₁	0.00	0.10	0.10
Fair	Q ₂	0.04	0.04	0.08
Good	Q ₃	0.02	0.04	0.06

15. (a) Explain the process of developing membership functions using the inference method. (6)
- (b) The following raw data were determined in a pair wise comparison of new premium car preferences in a poll of 100 people. When it was compared with a Porsche (P), 79 of those polled preferred a BMW (B), 85 preferred a Mercedes (M), 59 preferred a Lexus (L), and 67 preferred an Infinity (I). When a BMW was compared, the preferences were 21 – P, 23 – M, 37 – L, and 45 – I. When a Mercedes was compared, the preferences were 15 – P, 77 – B, 35 – L, and 48 – I. When a Lexus was compared, the preferences were 41 – P, 63 – B, 65 – M, and 51 – I. Finally, when an Infinity was compared, the preferences were 33 – P, 55 – B, 52 – M, and 49 – L. Using rank ordering, plot the membership function for “most preferred car.” (8)

OR

16. (a) 1. Defuzzify the following region using centroid method. (9)



- (b) 2. Defuzzify the region given in 16(a) using weighted average method. (5)
17. (a) For a distillation process, the objective is to separate components of a mixture in the input stream. The relationship between the input variable, temperature, and the output variable, distillate fractions, is not precise but the human operator of this process has developed an intuitive understanding of this relationship. The universe for each of these variables is (8)

$X =$ universe of temperatures (degree fahrenheit) = {160, 165, 170, 175, 180, 185, 190, 195}.

$Y =$ universe of distillate fractions (percentage) = {77, 80, 83, 86, 89, 92, 95, 98}.

Given two fuzzy sets

$$A = \text{“temperature of input steam is hot”} = \left\{ \frac{0}{175} + \frac{0.7}{180} + \frac{1}{185} + \frac{0.4}{190} \right\}$$

$$B = \text{“separation of mixture is good”} = \left\{ \frac{0}{89} + \frac{0.5}{92} + \frac{0.8}{95} + \frac{1}{98} \right\}.$$

Find the fuzzy relation corresponding to “ IF x is \tilde{A} , THEN y is \tilde{B} ”

- (b) Show how inference is done using Generalized Modus Ponens (6)

OR

18. (a) Illustrate how graphical inference is done using Mamdani method. (6)

- (b) A restaurant uses a fuzzy inference system to calculate the tips given to its employees. The tips are based on the timeliness of service and quality of service of the waiters. Design appropriate membership functions for the input and illustrate the use of Sugeno Inference in arriving at the tip amount. (8)

19. (a) Explain fuzzy pattern recognition using multiple features. (7)

- (b) Describe how fuzziness in information retrieval can enhance the quality of search results. (7)

OR

20. (a) Design a fuzzy control system for an air-conditioning system. (7)

- (b) Illustrate how the join operation is performed in fuzzy databases. (7)

Teaching Plan

No	Contents	No. of Lecture Hours (36 hrs)
Module-1(Basic Fuzzy Set Theory) (6 hours)		
1.1	Introduction to Fuzzy Concepts – Case for imprecision- utility and limitations of Fuzzy Systems	1 hour
1.2	Classical Sets – Properties, Operations	1 hour
1.3	Fuzzy Sets – Properties, Operations	1 hour
1.4	Classical Relations – Properties, Operations – Cartesian Product,	1 hour

	Composition	
1.5	Fuzzy Relations – Properties, Operations, Cardinality	1 hour
1.6	Fuzzy Cartesian Product, Fuzzy Composition	1 hour
Module-2 (Fuzzy Membership Functions) (6 hours)		
2.1	Tolerance and Equivalence Relations - Crisp	1 hour
2.2	Tolerance and Equivalence Relations - Fuzzy	1 hour
2.3	Similarity Methods – Cosine, Minmax	1 hour
2.4	Fuzzy Membership Functions- Features	1 hour
2.5	Fuzzification, Defuzzification to crisp sets – λ -cuts	1 hour
2.6	Linguistic Hedges	1 hour
Module-3 (Fuzzification and Defuzzification Methods) (7 hours)		
3.1	Development of Membership Functions – Intuition, Inference	1 hour
3.2	Development of Membership Functions – Rank Ordering	1 hour
3.3	Development of Membership Functions – Inductive reasoning	1 hour
3.4	Defuzzification – Max membership principle, weighted average method, mean max membership	1 hour
3.5	Defuzzification – Centroid method	1 hour
3.6	Defuzzification – Center of Sums, Center of Largest area, First/Last of maxima	1 hour
3.7	Defuzzification - exercises	1 hour
Module-4 (Fuzzy Inference) (9 hours)		
4.1	Classical Logic – Propositional Logic	1 hour
4.2	Classical Logic – Predicate Logic	1 hour
4.3	Fuzzy Logic	1 hour
4.4	Fuzzy Approximation based reasoning	1 hour
4.5	Fuzzy Rule based systems	1 hour
4.6	Multiple conjunctive and disjunctive antecedents, aggregation	1 hour
4.7	Graphical Techniques for Inference	1 hour
4.8	Illustration of Graphical Techniques for Inference	1 hour

4.9	Fuzzy Inference - Exercises	1 hour
Module-5 (Fuzzy Applications) (8 hours)		
5.1	Fuzzy Control Systems	1 hour
5.2	Illustration of Fuzzy Control Systems	1 hour
5.3	Fuzzy Classification	1 hour
5.4	Fuzzy Pattern Recognition	1 hour
5.5	Fuzzy Systems and Neural Networks	1 hour
5.6	Fuzzy Clustering	1 hour
5.7	Fuzzy Databases	1 hour
5.8	Fuzzy Information Retrieval Systems	1 hour

CST464	EMBEDDED SYSTEMS	CATEGORY	L	T	P	CREDIT	YEAR OF INTRODUCTION
		PEC	2	1	0	3	2020

Preamble: The objective of this course is to familiarize learners with the technologies behind embedded computing systems. This course introduces and explains the role of different hardware, software, and firmware components involved in the design and development of embedded systems. It discusses how real time operating systems incorporate specific features to ensure timeliness of critical tasks. The course also aims to provide insights about the design followed in several real-world embedded devices and expose the recent trends in embedded system design to the students.















Prerequisite: Basic knowledge of Operating Systems, Computer Organization and Architecture.

Course Outcomes: After the completion of the course the student will be able to

CO1	Describe the characteristics of different hardware/software components of an embedded system. (Cognitive Knowledge Level: Understand)
CO2	Map the design of an embedded system to an appropriate computational model. (Cognitive Knowledge Level: Apply)
CO3	Recommend appropriate process synchronization / communication / scheduling mechanisms for specific system scenarios. (Cognitive Knowledge Level: Analyze)
CO4	Describe the role of real-time operating systems in embedded devices. (Cognitive Knowledge Level: Understand)
CO5	Make use of design strategies for developing real-world embedded systems. (Cognitive Knowledge Level: Apply)

Mapping of course outcomes with program outcomes

	PO1	PO2	PO3	PO4	PO5	PO6	PO7	PO8	PO9	PO10	PO11	PO12
CO1												
CO2												

CO3												
CO4												
CO5												

The COs and CO -PO map shall be considered as suggestive only

Abstract POs defined by National Board of Accreditation			
PO#	Broad PO	PO#	Broad PO
PO1	Engineering Knowledge	PO7	Environment and Sustainability
PO2	Problem Analysis	PO8	Ethics
PO3	Design/Development of solutions	PO9	Individual and team work
PO4	Conduct investigations of complex problems	PO10	Communication
PO5	Modern tool usage	PO11	Project Management and Finance
PO6	The Engineer and Society	PO12	Lifelong learning

Assessment Pattern

Bloom's Category	Continuous Assessment Tests		End Semester Examination Marks (%)
	Test 1 (%)	Test 2 (%)	
Remember	20	20	20
Understand	50	50	50
Apply	30	30	30
Analyze			
Evaluate			
Create			

Mark Distribution

Total Marks	CIE Marks	ESE Marks	ESE Duration
150	50	100	3

Continuous Internal Evaluation Pattern:

Attendance	10 marks
Continuous Assessment Tests(Average of Internal Tests 1 & 2)	25 marks
Continuous Assessment Assignment	15 marks

Internal Examination Pattern

Each of the two internal examinations has to be conducted out of 50 marks. First series test shall be preferably conducted after completing the first half of the syllabus and the second series test shall be preferably conducted after completing the remaining part of the syllabus. There will be two parts: Part A and Part B. Part A contains 5 questions (preferably, 2 questions each from the completed modules and 1 question from the partly completed module), having 3 marks for each question adding up to 15 marks for part A. Students should answer all questions from Part A. Part B contains 7 questions (preferably, 3 questions each from the completed modules and 1 question from the partly completed module), each with 7 marks. Out of the 7 questions, a student should answer any 5.

End Semester Examination Pattern:

There will be two parts; Part A and Part B. Part A contains 10 questions with 2 questions from each module, having 3 marks for each question. Students should answer all questions. Part B contains 2 full questions from each module of which student should answer any one. Each question can have a maximum of 2 subdivisions and carries 14 marks.

Syllabus**Module – 1 (Introduction to Embedded Systems)**

Embedded Systems – Definitions, Embedded Systems vs. General Computing Systems, History, Classification, Application Areas, Purpose. Building Blocks of a Typical Embedded System – System Core (Microprocessors, Microcontrollers, DSP, ASICs, PLDs), Memory (Different ROMs and RAMs), Sensors and Actuators, I/O Subsystem Interface, Communication Interface, Embedded Firmware, Other System Components (Reset and Brown-out Protection Circuits,

Oscillator Unit, Real-Time Clock, Watchdog Timer), Printed Circuit Board. Embedded System Design Process – Requirements, Specification, Architecture Design, Designing Hardware and Software Components, System Integration.

Module - 2 (System Modeling and Hardware Software Co-Design)

Computational Models in Embedded Design – Data Flow Graph, Control Data Flow Graph, State Machine Model, Sequential Program Model, Concurrent Process Model, Object-Oriented Model. Hardware Software Co-Design – Traditional Embedded Development Cycle, History, Advantages of the Co-Design Methodology, The Co-Design Process, Fundamental Issues in Hardware Software Co-Design. Hardware software trade-offs.

Module - 3 (Real-Time Embedded System Design)

Prerequisite Topics: Operating System – Basics, Types. Basics of Tasks, Process and Threads. Multiprocessing and Multitasking. Task Scheduling – Non-Preemptive (FIFO, LIFO, SJF) and Preemptive (SRT, RR, Priority-based, Rate-based).

Task Communication – Shared Memory, Message Passing, Remote Procedure Call and Sockets. Task Synchronization – Synchronization Issues – Race Condition, Deadlock, Priority Inversion, Priority Inheritance, Priority Ceiling. Synchronization Techniques – Spin Lock, Sleep & Wakeup, Semaphores. Selection of an RTOS for an Embedded Design – Functional and Non-Functional Requirements.

Module 4 – (Embedded Firmware Design and Development, and EDLC)

Embedded Firmware Design and Development – Firmware Design Approaches, Firmware Development Languages. Integration of Embedded Hardware and Firmware.

Embedded Product Development Life Cycle – Objectives, Different Phases, Modeling Techniques – Waterfall Model, Incremental Model, Evolutionary Model, Spiral Model.

Module 5 (Embedded System Industry – Case Studies and Applications)

Design Case Studies – Battery Operated Smart Card Reader, Automated Meter Reading System, Smart Watch.

Automotive and Aerospace Systems – Networked Control Systems in Cars and Airplanes, Vehicular Networks – CAN bus, Time-triggered Architecture, FlexRay and LIN.

Internet of Things Systems – IoT System Architectures - Use Cases (Smart Appliance, Monitoring and Control Systems). Networks for IoT – Networking concepts, Bluetooth, Bluetooth Low Energy, 802.15.4, ZigBee and WiFi. Databases and Timewheels. Smart Home Example.

Text Books:

1. K. V. Shibu, *Introduction to Embedded Systems*, McGraw Hill Education, Second Edition, 2017.
2. James K. Peckol, *Embedded Systems: A Contemporary Design Tool*, John Wiley & Sons, Second Edition, 2019.
3. Marilyn Wolf, *Computers as Components-Principles of Embedded Computing System Design*, Morgan Kaufmann, Elsevier, Fourth Edition, 2016.

References:

1. Jorgen Staunstrup and Wayne Wolf, *Hardware/Software Co-Design: Principles and Practice*, Springer Science & Business Media, 2013.
2. Raj Kamal, *Embedded Systems: Architecture, Programming and Design*. Tata McGraw-Hill Education, 2011.
3. Daniel D. Gajski, Samar Abdi, Andreas Gerstlauer, and Gunar Schirner, *Embedded System Design: Modeling, Synthesis and Verification*, Springer Science & Business Media, 2009.
4. Peter Marwedel, *Embedded System Design: Embedded Systems Foundations of Cyber-Physical Systems, and the Internet of Things*, Springer, 2017.

Course Level Assessment Questions**Course Outcome 1 (CO1):**

1. What are Sensors? Explain its role in Embedded System Design. Illustrate with an example.
2. How do sensors communicate data with other computing devices in an embedded system?
3. What are the advantages and disadvantages of using a microprocessor as the compute engine of an embedded device?
4. What is a watchdog timer? What can go wrong if your system does not have one?
5. Elaborate the steps involved in the design of an embedded system with appropriate diagrams.

Course Outcome 2 (CO2):

1. Draw a class diagram to represent a smart eyeglass that automatically changes the glass shade according to the external light.
2. Design a Seat Belt Warning System and explain its working using a state machine model.

3. Represent the authentication process of an ATM machine using one of the following computational models:
 1. Control Data Flow Graph.
 2. State Transition Diagram.
4. Draw the Finite State Machine diagram for an automated tea/coffee vending machine.
5. Draw a CDFG for the following program fragment.

```

fun0();
if (cond1) fun1();
else fun2();
fun3();
switch (test1) {
    case 1 : fun4();
        break;
    case 2: fun5();
        break;
    case 3: fun6();
        break;
}
fun7();

```

Course Outcome 3(CO3):

1. Explain the working of spin locks. When are spin locks preferred to sleep and wake up mechanisms to synchronize process execution?
2. Assume 3 tasks with the following characteristics:

Task	Arrival Time	Execution Time
A	0	7
B	2	9
C	4	6

- A goes for I/O for 5 units after 4 units of execution time in CPU.
- B and C are CPU bound tasks.
- Find out if a First Come First Serve or Shortest Job First scheduling strategy will offer the shortest average waiting time for the above scenario.

3. An organization maintains energy smart buildings with the help of different types of computing devices spread across different levels of a building. What process communication mechanism do you recommend? Why?
4. With an example, illustrate how priority inversion can cause high priority tasks to miss deadlines.
5. Consider the following scenario:
 - There are three tasks, H, M and L with high, medium, and low priority. Task L and task H share a resource. Shortly after Task L takes the resource, Task H becomes ready to run. However, Task H must wait for Task L to finish with the resource, so it pends. Before Task L finishes with the resource, Task M becomes ready to run, preempting Task L. While Task M runs, Task H, the highest-priority task in the system, remains in a pending state.

How can you prevent the high priority task H, from missing any deadlines?

Course Outcome 4 (CO4): .

1. Differentiate General Purpose Operating System (GPOS) from Real-Time Operating System (RTOS).
2. Explain briefly the functional and non-functional requirements that need to be addressed in the selection of an RTOS.
3. What are the characteristics of a real-time system?
4. How does a hard real-time system differ from a soft-real time system? Explain with an example.
5. Identify the reasons for choosing an operating system-based firmware to a super-loop model-based firmware in an embedded device.

Course Outcome 5(CO5):

1. Prepare a requirement chart for a robotic vacuum cleaner. Fine tune the requirement chart to list the product specifications (Assignment, preferably group work).
2. Suppose you want to make an old building energy smart. Analyze existing systems and prepare a report on how this can be achieved following an Embedded product Development Life Cycle (EDLC) model (Assignment, preferably group work). (Allow groups to make necessary assumptions such as prevailing climatic conditions).
3. Design a baby monitoring system with suitable active devices and networking components. Represent your system with a suitable diagram.
4. Identify the components required to build a battery-operated smart card reader and design the system using these components.

5. Draw a sequential diagram representing the working of an automated energy metre reading system.

Model Question Paper

QP CODE:

Reg No: _____

Name: _____

PAGES : 4

EIGHTH SEMESTER B.TECH DEGREE EXAMINATION, MONTH & YEAR

Course Code: CST464

Course Name: Embedded Systems

Max. Marks : 100

Duration: 3 Hours

PART A

Answer All Questions. Each Question Carries 3 Marks

1. Differentiate between PLD and ASIC.
2. List the factors that need to be considered in the selection of memory for embedded systems.
3. How does building an embedded system become a hardware-software co-design problem?
4. If the time to market of an embedded device is critical, would you prefer a high level language or assembly language for developing the firmware? Justify.
5. Explain the various factors that need to be considered for the selection of a scheduling algorithm.
6. What is the difference between 'Hard' and 'Soft' real-time systems? Give an example for 'Hard' and 'Soft' real-time kernels.
7. When will you choose a concurrent process model for an embedded device?

8. What are the three primary objectives of EDLC? List the different phases of this development life cycle.
9. Why are traditional databases not preferred in embedded devices?
10. Draw the functional block diagram of a fully automatic washing machine.

(10x3=30)

Part B

(Answer any one question from each module. Each question carries 14 Marks)

11. (a) What is embedded firmware? Which are the different approaches used for embedded firmware development? (6)
- (b) List out the requirements for a smartwatch that can show time as well as measure the user's vitals such as blood pressure, pulse rate and body temperature. Think of the physical and functional aspects of the product and also what extra features can be added over the basic functions. (8)

OR

12. (a) Describe various on-board communication interfaces used in embedded systems. (10)
- (b) Explain the role of a watchdog timer in an embedded system. (4)
13. (a) Explain the object oriented program model for embedded system design. Under which circumstances is this model considered as the best? (6)
- (b) Design and draw a concurrent program model for the Seat Belt Warning System of an automobile. Clearly specify your assumptions in the design. (8)

OR

14. (a) Suppose you are designing a digital motion camera. What are the tradeoffs in implementing the multimedia codec part of the camera in hardware and in software? (6)
- (b) Draw the state machine diagram of an automatic dawn-dusk solar street light with a motion sensor. (8)
 - The light automatically turns on when the ambient light is below 'x' lumens.
 - The streetlight operates at low power when no motion is detected for 30 secs.

15. (a) Identify the type of synchronization mechanism best suited for each of the following scenarios and explain why. (6)
1. Updating a single byte memory location shared by different tasks, some of which are time-critical.
 2. Updating a block of memory that is shared between multiple low priority tasks.
 3. Multiple instances of a resource shared between tasks.
- (b) Under what circumstances would you use the following task communication mechanisms? (8)
1. Sockets.
 2. Remote Procedure Call
 3. Shared Memory

OR

16. (a) What is priority inversion? In case of priority inversion, what techniques can be adopted to ensure that the critical tasks are able to meet their deadlines? (7)
- (b) Three processes with process IDs P1, P2, P3 with estimated completion time 6, 2, 4 milliseconds respectively, enters the ready queue together in the order P1, P3, P2. Process P4 with estimated execution time 4 milliseconds entered the ready queue 3 milliseconds later the start of execution of P1. Calculate the waiting time and Turn Around Time (TAT) for each process and the Average waiting time and Turn Around Time (Assuming there is no I/O waiting for the processes) in RR algorithm with Time slice = 2 ms. (7)
17. (a) An embedded product under consideration is very complex in nature and there is a possibility for change in requirements of the product. Also the risk associated with the development of this product is very high. Which is the best suited life cycle method to handle this product development? Justify your answer. (8)
- (b) Explain the similarities and differences between iterative and incremental life cycle models. (6)

OR

18. (a) When do you prefer a super-loop-based firmware design approach over an RTOS based approach? What are the limitations of the super-loop based approach and how do you overcome them? (8)
- (b) Briefly explain the different approaches used for embedding firmware into the hardware of an embedded device. (6)
19. (a) Identify the components required to build an automated energy metre reading system and design it with these components (6)

- (b) List any four wireless standards used for building IoT networks and compare their characteristics (8)

OR

20. (a) Draw a sequential diagram representing the working of a battery-operated smart card reader. (6)
- (b) Explain the different communication buses used in automotive applications. (8)

Teaching Plan

No	Contents	No. of Lecture Hours (35 hrs)
Module-1 (Introduction to Embedded Systems) (8 hours)		
1.1	Introduction–Embedded Systems, Characteristics and Quality Attributes of Embedded Systems	1 hour
1.2	System Core (Microprocessors, Microcontrollers, DSP, ASICs, PLDs)	1 hour
1.3	System Core (Microprocessors, Microcontrollers, DSP, ASICs, PLDs)	1 hour
1.4	Memory (Different ROMs and RAMs), Sensors and Actuators, I/O Subsystem Interface	1 hour
1.5	Communication Interface	1 hour
1.6	Embedded Firmware, Other System Components (Reset and Brown-out Protection Circuits, Oscillator Unit, Real-Time Clock, Watchdog Timer), Printed Circuit Board.	1 hour
1.7	Embedded System Design Process – Requirements, Specification, Architecture Design.	1 hour
1.8	Embedded System Design Process–Designing Hardware and Software Components, System Integration.	1 hour
Module-2 (System Modeling and Hardware Software Co-Design) (6 hours)		
2.1	Computational Models in Embedded Design – Data Flow Graph, Control Data Flow Graph	1 hour
2.2	Computational Models in Embedded Design – State Machine Model, Sequential Program Model	1 hour

2.3	Computational Models in Embedded Design – Concurrent Process Model, Object-Oriented Model.	1 hour
2.4	Hardware Software Co-Design – Traditional Embedded Development Cycle, History, Advantages of the Co-Design Methodology	1 hour
2.5	The Co-Design Process	1 hour
2.6	Fundamental Issues in Hardware Software Co-Design. Hardware software trade-offs.	1 hour
Module-3 (Real-Time Embedded System Design) (7 hours)		
3.1	Task Communication–Shared Memory, Message Passing	1 hour
3.2	Task Communication–Remote Procedure Call and Sockets	1 hour
3.3	Task Synchronization–Synchronization Issues – Race Condition, Deadlock	1 hour
3.4	Task Synchronization–Synchronization Issues – Priority Inversion, Priority Inheritance, Priority Ceiling.	1 hour
3.5	Synchronization Techniques – Spin Lock, Sleep & Wakeup, Semaphores	1 hour
3.6	Synchronization Techniques – Spin Lock, Sleep & Wakeup, Semaphores	1 hour
3.7	Selection of an RTOS for an Embedded Design – Functional and Non-Functional Requirements	1 hour
Module-4 (Embedded Firmware Design and Development, and EDLC) (6 hours)		
4.1	Firmware Design Approaches	1 hour
4.2	Firmware Development Languages	1 hour
4.3	Firmware Development Languages	1 hour
4.4	Integration of Embedded Hardware and Firmware	1 hour
4.5	Embedded Product Development Life Cycle–Objectives, Different Phases	1 hour
4.6	Embedded Product Development Life Cycle – Modeling Techniques – Waterfall Model, Incremental Model, Evolutionary Model, Spiral Model (Review Only)	1 hour
Module-5 (Embedded System Industry – Case Studies and Applications) (8 hours)		
5.1	Design Case Studies–Battery Operated Smart Card Reader	1 hour
5.2	Design Case Studies–Automated Meter Reading System	1 hour
5.3	Design Case Studies–Smart Watch	1 hour

5.4	Automotive and Aerospace Systems – Networked Control Systems in Cars and Airplanes	1 hour
5.5	Automotive and Aerospace Systems – Vehicular Networks – CAN bus, Time-triggered Architecture, FlexRay and LIN	1 hour
5.6	Internet of Things Systems – IoT System Architectures – Use Cases (Smart Appliance, Monitoring and Control Systems)	1 hour
5.7	Internet of Things Systems – Networks for IoT – Networking concepts, Bluetooth, Bluetooth Low Energy, 802.15.4, ZigBee and WiFi.	1 hour
5.8	Internet of Things Systems – Databases and Timewheels, Smart Home Example	1 hour

CST474	COMPUTER VISION	CATEGORY	L	T	P	CREDIT	YEAR OF INTRODUCTION
		PEC	2	1	0	3	2020

Preamble: Computer vision is a field of artificial intelligence (AI) that enables computers and systems to derive meaningful information from digital images, videos and other visual inputs. The curriculum covers the basics of image formation, key computer vision concepts, methods, techniques, pattern recognition, various problems in designing computer vision and object recognition systems. This course enables the learners to understand the fundamentals of computer vision and develop applications in computer vision.

Prerequisite: Nil

Course Outcomes: After the completion of the course, the student will be able to

CO1	Summarize basic concepts, terminology, theories, models and methods in the field of computer vision. (Cognitive Knowledge Level: Understand)
CO2	Explain basic methods of computer vision related to multi-scale representation, edge detection, detection of other primitives, stereo, motion and object recognition. (Cognitive Knowledge Level: Understand)
CO3	Describe principles of Segmentation, Motion Segmentation and Classification (Cognitive Knowledge Level: Understand)
CO4	Select appropriate object Tracking and detection methods for computer vision applications (Cognitive Knowledge Level: Understand).
CO5	Implement a computer vision system for a specific problem (Cognitive Knowledge Level: Apply)

Mapping of course outcomes with program outcomes

	PO1	PO2	PO3	PO4	PO5	PO6	PO7	PO8	PO9	PO10	PO11	PO12
CO1												
CO2												
CO3												

CO4												
CO5												

The COs and CO -PO map shall be considered as suggestive only

Abstract POs defined by National Board of Accreditation			
PO#	Broad PO	PO#	Broad PO
PO1	Engineering Knowledge	PO7	Environment and Sustainability
PO2	Problem Analysis	PO8	Ethics
PO3	Design/Development of solutions	PO9	Individual and team work
PO4	Conduct investigations of complex problems	PO10	Communication
PO5	Modern tool usage	PO11	Project Management and Finance
PO6	The Engineer and Society	PO12	Lifelong learning

Assessment Pattern

Bloom's Category	Continuous Assessment Tests		End Semester Examination Marks (%)
	Test 1 (%)	Test 2 (%)	
Remember	30	30	30
Understand	50	50	50
Apply	20	20	20
Analyze			
Evaluate			
Create			

Mark Distribution

Total Marks	CIE Marks	ESE Marks	ESE Duration
150	50	100	3

Continuous Internal Evaluation Pattern:

Attendance	10 marks
Continuous Assessment Tests(Average of Internal Tests1 &2)	25 marks
Continuous Assessment Assignment	15 marks

Internal Examination Pattern

Each of the two internal examinations has to be conducted out of 50 marks. First series test shall be preferably conducted after completing the first half of the syllabus and the second series test shall be preferably conducted after completing remaining part of the syllabus. There will be two parts: Part A and Part B. Part A contains 5 questions (preferably, 2 questions each from the completed modules and 1 question from the partly completed module), having 3 marks for each question adding up to 15 marks for part A. Students should answer all questions from Part A. Part B contains 7 questions (preferably, 3 questions each from the completed modules and 1 question from the partly completed module), each with 7 marks. Out of the 7 questions, a student should answer any 5.

End Semester Examination Pattern:

There will be two parts; Part A and Part B. Part A contains 10 questions with 2 questions from each module, having 3 marks for each question. Students should answer all questions. Part B contains 2 full questions from each module of which student should answer any one. Each question can have maximum 2 sub-divisions and carries 14 marks.

Syllabus**Module – 1 (Image Formation and Filtering)**

Geometric Camera Models - Pinhole perspective, Intrinsic and Extrinsic Parameters, Geometric Camera Calibration. Linear Filters- Linear Filters and Convolution, Shift Invariant Linear Systems. Filters as Templates - Normalized Correlation and Finding Patterns.

Module - 2(Local Image Features and Stereo Vision)

Image Gradients - Computing the Image Gradient, Gradient Based Edge and Corner Detection. Stereopsis- Binocular Camera Geometry, Epipolar Constraint, Binocular Reconstruction, Local Methods for Binocular Fusion, Global Methods for Binocular Fusion.

Module - 3 (Segmentation)

Segmentation - Background subtraction, Interactive segmentation, Forming image regions. Segmentation by clustering - Watershed Algorithm. Motion Segmentation by Parameter Estimation- Optical Flow and Motion, Flow Models, Motion Segmentation with Layers.

Module- 4 (Classification and Tracking)

Classification - Classification Basics, Two-class and Multiclass classifiers, Error, Overfitting and Regularization, Cross Validation, Classifying Images of Single Objects.

Tracking - Tracking Basics, Simple Tracking Strategies, Tracking by detection, Tracking Linear Dynamical models with Kalman filters.

Module - 5 (Finding Objects and other Applications)

Object detection - The Sliding Window Method. Object Recognition -Goals of Object Recognition System. Applications - Robot Navigation by stereo vision, Face detection, Face recognition, Activity Recognition, Tracking people.

Text Books

1. Forsyth, David, and Jean Ponce. Computer vision: A modern approach. Prentice hall, 2011.

Reference Books

1. Szeliski, Richard, Computer vision: algorithms and applications. Springer Science & Business Media, 2010.
2. Medioni, Gerard, Emerging topics in computer vision. and Sing Bing Kang. Prentice Hall PTR, 2004.
3. Trucco, Emanuele, and Alessandro Verri, Introductory techniques for 3-D computer vision. Vol. 201. Englewood Cliffs: Prentice Hall, 1998.
4. Faugeras, Olivier, and Olivier Auzan Faugeras, Three-dimensional computer vision: a geometric viewpoint. MIT press, 1993.

Course Level Assessment Questions**Course Outcome 1 (CO1):**

1. Explain the relationship between coordinates involved in a pinhole camera imaging setup.
2. Explain the basic principle behind geometric camera calibration.
3. Describe how linear filters can be used for smoothing digital images.
4. How does normalised correlation help in matching patterns in images?

Course Outcome 2 (CO2):

1. Describe edge detection methods for computer vision.
2. List any five applications of object recognition.
3. Explain how the epipolar constraint simplifies the correspondence search between two stereo images.
4. List and explain the different methods used for binocular fusion.
5. Explain the different corner detection methods.

Course Outcome 3 (CO3):

1. Explain the principle of background subtraction.
2. Describe the watershed algorithm for image segmentation.
3. What is meant by optical flow? How can it be utilized for segmenting images?
4. Describe motion segmentation with layers.
5. What is overfitting in the context of classification?
6. Explain the principle behind classification of single images.

Course Outcome 4 (CO4):

1. Explain 'Mean Shift Algorithm' to track an object using matching.
2. Describe an algorithm to track a moving object (dynamic object).
3. Explain the sliding window method for object detection.
4. Assume that we have the dynamics

$$x_i \sim N(d_i x_{i-1}, \sigma_{d_i}^2)$$

$$y_i \sim N(m_i x_i, \sigma_{m_i}^2)$$

- a. $P(x_i | x_{i-1})$ is a normal density with mean $d_i x_{i-1}$ and variance $\sigma_{d_i}^2$. What is $(x_{i-1} | x_i)$?
- b. Show how to obtain a representation of $P(x_i | y_{i+1}, \dots, y_N)$ using a Kalman Filter.

Course Outcome 5 (CO5):

1. Explain how to implement a computer vision system.
2. Illustrate a computer vision system with the help of a neat diagram.
3. Discuss the components of a computer vision system for object recognition.
4. Explain how activity recognition can be done using computer vision.
5. Illustrate a face recognition system with the help of a diagram.

Assignment Questions

6. Implement a voxel-based approach to visual hull construction.
7. Implement a computer vision system for object recognition.

Model Question Paper

QP CODE:

Reg No: _____

Name: _____

PAGES : 3

EIGHTH SEMESTER B.TECH DEGREE EXAMINATION, MONTH & YEAR

Course Code: CST474

Course Name: COMPUTER VISION

Max.Marks:100

Duration: 3 Hours

PART A

Answer All Questions. Each Question Carries 3 Marks

1. State three properties of shift invariant linear systems.
2. Explain the term normalized correlation.
3. What is image rectification? Mention its significance?
4. Illustrate epipolar geometry and show epipolar lines and epipoles.
5. Explain the term flow model.
6. How does background subtraction help in segmenting an image?
7. What is a Kalman filter? Give its applications.
8. State any three simple tracking strategies.
9. State the goals of an object recognition system.
10. Explain the task of face recognition.

(10x3=30)

Part B

(Answer any one question from each module. Each question carries 14 Marks)

11. (a) Demonstrate the relationship between a point in the world coordinate frame and its corresponding image point using camera parameters. (9)
- (b) Show that convolving a function with a δ function simply reproduces the original function. (5)

OR

12. (a) What is linear filtering? Explain two applications of linear filtering to image processing. (7)
- (b) Explain an application of normalised correlation to find patterns. (7)
13. (a) Show that smoothing an image and then computing the gradient is same as convolving an image with the derivative of a smoothing function. (5)
- (b) State the epipolar constraint and derive its representations using the Essential matrix and the Fundamental matrix. (9)

OR

14. (a) Explain the algorithm for computing edges using gradients. (9)
- (b) Define binocular fusion. Explain two local methods for binocular fusion. (5)
15. (a) Discuss the different interactive segmentation approaches. (7)
- (b) What is meant by optical flow? How can it be utilized for segmenting images? (7)

OR

16. (a) Explain the Watershed algorithm. (7)
- (b) How can we perform motion segmentation by parameter estimation? (7)
17. (a) Explain tracking algorithm using Kalman filtering. (7)
- (b) Illustrate the tracking by detection algorithm. (7)

OR

18. (a) Explain the various kinds of errors in classification and the relationship between them. (7)
- (b) What is overfitting and how does regularization help to minimise it? (7)
19. (a) Explain human activity recognition with appearance features. (7)

(b) Describe the Sliding window method for detecting objects in images. (7)

OR

20. (a) Explain the principle of detecting faces in an image. (7)

(b) What are the various strategies for object recognition? (7)

Teaching Plan

No	Contents	No. of Lecture Hours (36hrs)
Module 1 Image Formation and Filtering (7)		
1.1	Geometric Camera model - Pinhole perspective	1
1.2	Geometric Camera model - Intrinsic Parameters	1
1.3	Geometric Camera model - Extrinsic Parameters	1
1.4	Geometric Camera Calibration – Linear Approach	1
1.5	Linear Filters and Convolution	1
1.6	Shift Invariant Linear Systems - Discrete convolution	1
1.7	Normalized Correlation and Finding patterns	1
Module 2 Local Image Features and Stereo Vision (8)		
2.1	Local Image Features - Computing the Image Gradient	1
2.2	Gradient Based Edge Detection	1
2.3	Gradient Based Corner Detection	1
2.4	Stereopsis - Binocular Camera Geometry and Epipolar Constraint	1
2.5	Essential Matrix and Fundamental Matrix	1
2.6	Binocular Reconstruction	1
2.7	Local Methods for Binocular Fusion	1
2.8	Global Methods for Binocular Fusion	1
Module 3 Segmentation (6)		

3.1	Segmentation basics	1
3.2	Applications - Background Subtraction, Interactive Segmentation	1
3.3	Forming Image Regions	1
3.4	Segmentation by clustering - The Watershed Algorithm	1
3.5	Motion Segmentation by Parameter Estimation - Optical Flow and Motion	1
3.6	Flow Models and Motion Segmentation with Layers	1
Module 4 Classification and Tracking (8)		
4.1	Classification Basics, Two-class and Multiclass classifier	1
4.2	Error, Overfitting and Regularization	1
4.3	Cross Validation, Classifying Images of Single Objects	1
4.4	Tracking Basics, Simple Tracking Strategies	1
4.5	Tracking by detection	1
4.6	Linear Dynamical models	1
4.7	The Kalman Filter background	1
4.8	Kalman filter algorithm	1
Module 5 Finding Objects and other Applications (7)		
5.1	Detecting Objects in Images- The Sliding Window Method	1
5.2	Object Recognition - Goals of Object Recognition System	1
5.3	Application of binocular stereo vision - Robot Navigation	1
5.4	Face detection	1
5.5	Face recognition	1
5.6	Activity recognition	1
5.7	Tracking people	1

SEMESTER VIII

PROGRAM ELECTIVE IV

CST416	FORMAL METHODS AND TOOLS IN SOFTWARE ENGINEERING	CATEGORY	L	T	P	CREDIT	YEAR OF INTRODUCTION
		PEC	2	1	0	3	2020

Preamble: The course enables the learners to apply formal methods for modelling, validation and verification of software systems. It covers a series of advanced tools that address challenges faced in design, coding and verification. This includes both an introduction to the theoretical underpinnings of these tools, as well as hands-on exploration.

Pre-requisites: Fundamental knowledge in Formal Methods and Software Engineering

Course Outcomes: After the completion of the course, the student will be able to

CO1	Explain the need and use of formal methods and tools in software engineering. (Cognitive Knowledge Level: Understand)
CO2	Demonstrate conceptual modelling of systems using Alloy. (Cognitive Knowledge Level: Apply)
CO3	Illustrate the process of proving correctness of code using Hoare-Triple based weakest precondition analysis. (Cognitive Knowledge Level: Apply)
CO4	Demonstrate program verification using VCC. (Cognitive Knowledge Level: Apply)

Mapping of course outcomes with program outcomes

	PO1	PO2	PO3	PO4	PO5	PO6	PO7	PO8	PO9	PO10	PO11	PO12
CO1												
CO2												
CO3												
CO4												

The COs and CO -PO map shall be considered as suggestive only

Abstract POs defined by National Board of Accreditation			
PO#	Broad PO	PO#	Broad PO
PO1	Engineering Knowledge	PO7	Environment and Sustainability
PO2	Problem Analysis	PO8	Ethics
PO3	Design/Development of solutions	PO9	Individual and team work
PO4	Conduct investigations of complex problems	PO10	Communication
PO5	Modern tool usage	PO11	Project Management and Finance
PO6	The Engineer and Society	PO12	Life long learning

Assessment Pattern

Bloom's Category	Continuous Assessment Tests		End Semester Examination Marks (%)
	Test 1 (%)	Test 2 (%)	
Remember	30	30	30
Understand	30	30	30
Apply	40	40	40
Analyze			
Evaluate			
Create			

Mark Distribution

Total Marks	CIE Marks	ESE Marks	ESE Duration
150	50	100	3

Continuous Internal Evaluation Pattern:

Attendance	10 marks
Continuous Assessment Tests(Average of Internal Tests1&2)	25 marks
Continuous Assessment Assignment	15 marks

Internal Examination Pattern

Each of the two internal examinations has to be conducted out of 50 marks. First series test shall be preferably conducted after completing the first half of the syllabus and the second series test shall be preferably conducted after completing remaining part of the syllabus. There will be two parts: Part A and Part B. Part A contains 5 questions (preferably, 2 questions each from the completed modules and 1 question from the partly completed module), having 3 marks for each question adding up to 15 marks for part A. Students should answer all questions from Part A. Part B contains 7 questions (preferably, 3 questions each from the completed modules and 1 question from the partly completed module), each with 7 marks. Out of the 7 questions, a student should answer any 5.

End Semester Examination Pattern:

There will be two parts; Part A and Part B. Part A contains 10 questions with 2 questions from each module, having 3 marks for each question. Students should answer all questions. Part B contains 2 full questions from each module of which student should answer any one. Each question can have maximum 2 sub-divisions and carries 14 marks.

Syllabus**Module – 1 (Introduction)**

Stages in software development; software defects –causes of software defects; techniques for dealing with software defects-Testing and verification, formal methods and tools.

Module– 2 (Ensuring reliability in the design phase)

Conceptual modelling, the tool Alloy, conceptual modelling in Alloy, Analysing Alloy models, Fixing bugs in modelling, How Alloy works? Show that the Konigsberg Bridge Problem has no solution.

Module - 3 (Verification by Model Checking)

Verifier for Concurrent C (VCC): a Hoare-Triple- based tool for Verifying Concurrent C, intra-procedure verification of programs, ghost statements.

Module–4 (Program Verification)

Inter-procedure verification of programs in VCC, function contracts, pure functions, loop-invariants, proving total correctness of programs in VCC.

Module-5 (Ghost Language and Ownership in VCC)

Ghost Language of VCC, modelling programs in the ghost language, verification of a C program with respect to a ghost model, ownerships in VCC, Refinement for proving correctness, Proving refinements in VCC, Example problems

Text Books

1. Daniel Jackson, Software Abstractions, MIT Press, 2011.

Reference Materials

1. Tutorial for Alloy Analyzer 4.0
2. E. Cohen, M. A., Hillebrand, S. Tobies, M. Moskal, W. Schulte, Verifying C Programs: A VCC Tutorial, Working draft, version 0.2, July 10, 2015.
3. The VCC Manual, Working draft, version 0.2, April 7, 2016.

Course Level Assessment Questions**Course Outcome1 (CO1):**

1. Is the following code segment to increment a number safe? If not, provide the reason.

```
int increment(int x)
{
    return ++x;
}
```

Course Outcome 2 (CO2):

1. A farmer is on one shore of a river and has with him a fox, a chicken, and a sack of grain. He has a boat that fits one object besides himself. In the presence of the farmer nothing gets eaten, but if left without the farmer, the fox will eat the chicken, and the chicken will eat the grain. How can the farmer get all three possessions across the river safely? Solve the problem by modeling it in Alloy and using the analyzer to find a solution.

Course Outcome 3 (CO3):

1. Find an inductive loop invariant and show the correctness proof for the statement

$$\text{while } i < n \text{ do } \{a[i] := 0; i := i + 1;\}$$

with the precondition $i = 0 \wedge n > 0$ and the post condition $\forall j, 0 \leq j < n \rightarrow a[j] = 0$.

Course Outcome 4 (CO4):

1. Write and verify a program that sorts the elements of an array in non-decreasing order. Use VCC for verification.

Model Question Paper

QP CODE:

Reg No: _____

Name: _____

PAGES : 4

EIGHTH SEMESTER B.TECH DEGREE EXAMINATION, MONTH & YEAR

Course Code: CST416

Course Name: Formal Methods and Tools in Software Engineering

Max.Marks:100

Duration: 3 Hours

PART A

Answer All Questions. Each Question Carries 3 Marks

1. Give an example of a software defect.
2. Explain the benefits of formal models in software engineering.
3. Draw the architecture of *Alloy*.
4. With an example, explain a predicate in *Alloy*.
5. Define Loop Invariant. Give an example.
6. Describe the purpose of Hoare Logic.
7. State a sufficient condition required in the assert statement below to provide the

correctness of the function *smallest*.

```
int smallest(int x, int y)
{
    int val;
    if (x<=y)
        val = x;
    else
        val = y;
    assert(...);
    return val;
}
```

8. Explain inter-procedure verification of programs in VCC.
9. Why do you need a specification language like Ghost for VCC?
10. Give the difference between `\writable` and `\writes` in VCC.

(10x3=30)

Part B

(Answer any one question from each module. Each question carries 14 Marks)

11. a Explain the stages in software development. (10)
- b Differentiate between testing and verification. (4)

OR

12. (a) Explain the important causes of software defects. (7)
- (b) Describe the terms *Formal Methods* and *Formal Verification*. (7)
13. (a) Model the following system in *Alloy Analyzer*. (7)

There is an entity named *Person*. *Man* and *Woman* are two specializations of it. Every *Person* has a *Father*(a *Man*) and a *Mother*(a *Woman*) as *Parent*. The *Parents* of a *Person* should be married. A *Man's spouse* should be a *Woman* and a *Woman's spouse* should be a *Man*. The *spouse* relation is symmetric.

Add a predicate to check whether marriage between siblings is possible in the above system.

- (b) Model the *stack* data structure in *Alloy* with support for *Push* and *Pop* operations. Treat each operation that modifies the stack's state as an event. The stack should begin empty, and you should not be able to Pop from an empty stack. (7)

Write three assertions verifying the behaviour of your stack in the following cases:

- A Pop followed by a Push of the same element
- The number of Push events is exactly equal to the number of Pop events
- A Pop from a stack with no elements

14. (a) Model an operating system as follows. (7)

// The following signature models the set of all tasks in the system

sig Task {}

// Following signature models the operating system

one sig OS {

 free: set Task, // set of free tasks in the OS, which are ready to be created

 ready: set Task, // set of ready tasks

 deleted: set Task, // set of deleted tasks

 running: one Task // the currently running task

}

Add the following properties

P1: The running task is also in the ready state.

P2: There is at least one free task (in order to enable task creation)

P3: Each task is in exactly one of the three states free, ready, deleted.

Create a predicate *noP1* that looks for instances that do not satisfy property *P1*, and a corresponding *run* statement. Similarly, create predicates *noP2* and *noP3*.

- (b) Show a model in Alloy to prove that the Konigsberg bridge problem has no solution. (7)

15. (a) Use Hoare Logic to prove (6)

(i) $\{z = 2\} y := x \{y = x\}$

(ii) $\{true\} x := 2; y := x \{y = 2 \wedge x = 2\}$

- (b) Differentiate between partial correctness and total correctness in Hoare Logic. (8)

16. (a) Use Hoare Logic with the help of loop invariant to prove (8)
- (i) $\{x \leq n\} \text{ while } x < n \text{ do } x := x + 1 \{x \geq n\}$
 - (ii) $\{i = 0 \wedge j = 0 \wedge n = 5\} \text{ while } i < n \text{ do } i := i + 1; j := j + 1 \{j = 15\}$

(b) Illustrate assertions and assumptions in VCC. (6)

17. (a) Write a function to find the largest of three numbers and prove using function contract that your program is correct. Also write another function that calls the former and assert that the latter returns the correct result. (10)

(b) Write notes on inter-procedure verification of programs in VCC. (4)

OR

18. (a) Write and verify a non-recursive program that takes an array and checks whether it contains any duplicate elements. (10)

(b) Distinguish between sequential and atomic memory access in VCC. (4)

19. (a) Explain how the refinement conditions can be phrased in VCC. (7)

(b) Illustrate how refinements are proved in VCC. (7)

OR

20. (a) Explain the Ghost language of VCC (7)

(b) Illustrate the verification of a C program with respect to its Ghost model. (7)

Teaching Plan

No	Contents	No. of Lecture Hours (36 hrs)
Module-1(Introduction) (5 hours)		
1.1	Stages in software development.	1 hour
1.2	Software defects and causes of software defects.	1 hour
1.3	Techniques for dealing with software defects.	1 hour
1.4	Testing and verification.	1 hour
1.5	Formal methods and formal verification.	1 hour
Module-2 (Conceptual Modelling in Alloy) (7 hours)		
2.1	Introduction to Conceptual modelling.	1 hour
2.2	Overview of Alloy, Architecture of alloy.	1 hour
2.3	Conceptual modelling in Alloy.	1 hour
2.4	Analysing Alloy models.	1 hour
2.5	Fixing bugs in modelling.	1 hour
2.6	How Alloy works?	1 hour
2.7	Show that the Konigsberg Bridge Problem has no solution.	1 hour
Module-3 (Hoare Logic and Introduction to VCC) (11 hours)		
3.1	Introduction to VCC.	1 hour
3.2	Verifying C programs in VCC- Assertions, Logical Operators and Quantifiers, Assumptions, Overflows and unchecked arithmetic.	1 hour
3.3	Hoare Logic - Simple Imperative Programming Language, Partial Correctness Specification.	1 hour
3.4	Meaning of Hoare Triples, Hoare-Triple- based tool for Verifying Concurrent C.	1 hour

3.5	Partial vs. Total Correctness, Proving Partial Correctness.	1 hour
3.6	Inference Rules for the Simple Imperative Programming Language (Lecture 1).	1 hour
3.7	Inference Rules for the Simple Imperative Programming Language (Lecture 2).	1 hour
3.8	Weakest Precondition.	1 hour
3.9	Invariant vs. Inductive Invariant.	1 hour
3.10	Intra-procedure verification of programs.	1 hour
3.11	Verification of Hoare Triples.	1 hour
Module-4 (Program Verification) (6 hours)		
4.1	Inter-procedure verification of programs in VCC.	1 hour
4.2	Function contracts.	1 hour
4.3	Pure functions.	1 hour
4.4	Quantifiers, loop-invariants and Object invariant.	1 hour
4.5	Triggers in VCC.	1 hour
4.6	Proving total correctness of programs in VCC.	1 hour
Module-5 (Ghost Language and Ownership in VCC) (7 hours)		
5.1	Ghost Language of VCC.	1 hour
5.2	Modelling programs in the ghost language.	1 hour
5.3	Verification of a C program with respect to a ghost model.	1 hour
5.4	Ownerships in VCC.	1 hour
5.5	Phrasing refinement conditions in VCC.	1 hour
5.6	Proving refinements in VCC, Example problems (Lecture 1).	1 hour
5.7	Proving refinements in VCC, Example problems (Lecture 2).	1 hour

CST426	CLIENT SERVER ARCHITECTURE	CATEGORY	L	T	P	CREDIT	YEAR OF INTRODUCTION
		PEC	2	1	0	3	2020

Preamble: The syllabus is prepared with the view of preparing the Engineering Graduates to build effective Client/Server applications. This course aims at providing a foundation in decentralized computer systems, using the client/server model. The course content is decided to cover the essential fundamentals which can be taught within the given slots in the curriculum.

Prerequisite: Computer Networks

Course Outcomes: After the completion of the course the student will be able to

CO 1	Explain the basics of client/server systems and the driving force behind the development of client/server systems (Cognitive Knowledge Level: Understand)
CO 2	Outline the architecture and classifications of client/server systems (Cognitive Knowledge Level: Understand)
CO 3	Choose the appropriate client/server network services for a typical application (Cognitive Knowledge Level: Understand)
CO 4	Describe management services and issues in network (Cognitive Knowledge Level: Understand)
CO 5	Compare and summarize the web extensions and choose appropriate web services standards for an application (Cognitive Knowledge Level: Understand)

Mapping of course outcomes with program outcomes

	PO1	PO2	PO3	PO4	PO5	PO6	PO7	PO8	PO9	PO10	PO11	PO12
CO1	☑	☑										☑
CO2	☑	☑										☑
CO3	☑	☑			☑							☑
CO4	☑											☑
CO5	☑	☑	☑									☑

The COs and CO -PO map shall be considered as suggestive only

Abstract POs defined by National Board of Accreditation			
PO#	Broad PO	PO#	Broad PO
PO1	Engineering Knowledge	PO7	Environment and Sustainability
PO2	Problem Analysis	PO8	Ethics
PO3	Design/Development of solutions	PO9	Individual and team work
PO4	Conduct investigations of complex problems	PO10	Communication
PO5	Modern tool usage	PO11	Project Management and Finance
PO6	The Engineer and Society	PO12	Life long learning

Assessment Pattern

Bloom's Category	Continuous Assessment Tests		End Semester Examination Marks
	Test 1 (Marks)	Test 2 (Marks)	
Remember	30	30	30
Understand	70	70	50
Apply			
Analyse			
Evaluate			
Create			

Mark distribution

Total Marks	CIE Marks	ESE Marks	ESE Duration
150	50	100	3 hours

Continuous Internal Evaluation Pattern:

Attendance	: 10 marks
Continuous Assessment Test 1 (for theory, for 2 hrs)	: 20 marks
Continuous Assessment Test 2 (for lab, internal examination, for 2hrs)	: 20 marks

Internal Examination Pattern: There will be two parts; Part A and Part B. Part A contains 5 questions with 2 questions from each module (2.5 modules x 2 = 5), having 3 marks for each question. Students should answer all questions. Part B also contains 5 questions with 2 questions from each module (2.5 modules x 2 = 5), of which a student should answer any one. The questions should not have sub- divisions and each one carries 7 marks.

End Semester Examination Pattern: There will be two parts; Part A and Part B. Part A contain 10 questions with 2 questions from each module, having 3 marks for each question. Students should answer all questions. Part B contains 2 questions from each module of which a student should answer any one. Each question can have maximum 2 sub-divisions and carry 14 marks.

Sample Course Level Assessment Questions

Course Outcome 1 (CO1):

1. Explain the driving forces behind the development of Client/ Server system from different perspectives.

Course Outcome 2 (CO2):

1. How two-tier computing and three-tier computing improves the performance of Client/Server system.

Course Outcome 3(CO3):

1. Explain the role of client in Client/Server computing and also explain the various services provided by client.
2. What is the primary motivation behind the RPC facility ? How does a RC facility makes the job of distributed application programmers simpler?
3. Implement RPC concept using suitable language/tool(Assignment)

Course Outcome 4 (CO4):

1. Explain Connectivity and Communication Interface Technology in Client/Server application. How does transmission protocol work in Client/Server application?

Course Outcome 5 (CO5):

1. Discuss the role of web browser for providing web service in Client/Server environment.
2. Identify and explain the social relevance of web services (Assignment)

Syllabus

Module – 1 (Introduction)

Introduction to Client/Server computing - Driving forces behind Client/ Server, Client/ Server development tools, Development of client/server systems, Client/Server security, Organizational Expectations, Improving performance of client/server applications, Single system image, Downsizing and Rightsizing, Advantages of client server computing, Applications of Client/Server.

Module -2 (Client/Server Application Components)

Classification of Client/Server Systems- Two-Tier Computing, Middleware, Three-Tier Computing- Model View Controller (MVC), Principles behind Client/Server Systems. Client/Server Topologies. Existing Client/Server Architecture. Architecture for Business Information System.

Module -3 (Client/Server Network)

Client- Services, Request for services, RPC, Windows services, Print services, Remote boot services, other remote services, Utility Services. Dynamic Data Exchange (DDE). Object Linking and Embedding (OLE). Common Object Request Broker Architecture (CORBA).

Server- Detailed server functionality, Network operating system, Available platforms, Server operating system.

Module -4 (Client/ Server Systems Development)

Services and Support- System administration, Availability, Reliability, Scalability, Observability, Agility, Serviceability. Software Distribution, Performance, Network management. Remote Systems Management- RDP, Telnet, SSH, Security. LAN and Network Management issues, Training, Connectivity, Communication interface technology, Interprocess communication, Wide area network technologies, Network Acquisition, PC-level processing unit, X-terminals, Server hardware.

Module -5 (Client/Server Technology and Web Services)

Web Services History. Web Server Technology- Web Server, Web Server Communication, Role of Java for Client/Server on Web. Web Services- MicroServices, APIs, API Gateway, Authentication of users/clients, Tokens/Keys for Authentication, Service Mesh, Message Queues, SaaS, Web Sockets.

Client/Server/Browser – Server Technology, Client/Server Technology and Web Applications, Balanced Computing and the Server's Changing Role. Thin client computing - Computing models-Comparison-Computing Environment.

Future of client/ server Computing Enabling Technologies, Transformational system.

Text Books

1. Patrick Smith & Steave Guengerich, “Client / Server Computing”, PHI
2. Dawna Travis Dewire, “Client/Server Computing”, TMH

Reference Books

1. Jeffrey D.Schank, “Novell’s Guide to Client-Server Application & Architecture” Novell Press
2. Robert Orfali, Dan Harkey, Jeri Edwards, Client/Server Survival Guide, Wiley-India Edition, Third Edition
3. W. H. Inman, Developing Client Server Applications, BPB

Model Question Paper

QP CODE:

Reg No: _____

Name: _____

PAGES : 4

EIGHTH SEMESTER B.TECH DEGREE EXAMINATION, MONTH & YEAR

Course Code: CST426

Course Name : Client Server Architecture

Max. Marks : 100

Duration: 3 Hours

PART A

Answer All Questions. Each Question Carries 3 Marks

1. How client/server computing environment is different from mainframe based computing environment?
2. Write short notes on single system image and downsizing.
3. Discuss the topologies of Clients/Server system with suitable examples.
4. Discuss the relevance of Clients/Server system in adopting open system standards. Justify your answer.

5. Enumerate the services provided in a client/server system.
6. List out the features of network operating system.
7. How interposes communication is established?.
8. Write short note on x-terminals.
9. Explain the history of web services.
10. With an example, explain the role of java for client/server on web (10x3=30)

Part B

(Answer any one question from each module. Each question carries 14 Marks)

11. (a) Explain the driving forces behind the development of Client/ Server system from different perspectives. (10)
(b) Explain the various Clients/Server system development tools. (4)

OR

12. (a) Explain Client/Server System development methodology and explain various phases and their activities involved in System Integration Life Cycle. (10)
(b) Write short notes on the following. (a) Single system image. (b) Downsizing and Client/Server computing. (4)
13. (a) How two-tier computing and three-tier computing improves the performance of Client/Server system. (10)
(b) List out the principles behind client/server systems . (4)

OR

14. (a) Explain the architecture of Business Information System. (10)
(b) Explain different ways to improve performance in Client/Server developed applications. (4)
15. (a) In Client/Server computing, explain the following with example in detail (a) Dynamic Data Exchange (b) RPC (c) Remote Boot Service (d) Object-linking and embedding. (10)

- (b) Explain the role of client in Client/Server computing and also explain the various services provide by client. (4)

OR

16. (a) Explain the architecture of CORBA. (10)

- (b) Explain the server functionality in detail, for Client/Server computing. (4)

17. (a) Explain Connectivity and Communication Interface Technology in Client/Server application. How does transmission protocol work in Client/Server application? (10)

- (b) Comment on the network service acquisition mechanism for the client/service model. (4)

OR

18. (a) In client server architecture, what do you mean by Availability, Reliability, Serviceability and Security? Explain with examples (10)

- (b) How remote systems management security is ensured in a Client/Server application. (4)

19. (a) What is the future of Client/Server computing in the following technologies (10)
(i) Electronic Document Management. (ii) Full Text Retrieval. (iii) Geographic Information System.

- (b) Discuss the role of web browser for providing web service in Client/Server environment. (4)

OR

20. (a) Explain end-to-end working of Client/Server web model. (10)

- (b) Explain the architecture of Transformational system. (4)

Teaching Plan

Sl No	Contents	No. of Lecture Hours (35)
Module- 1(Introduction) (7 hours)		
1.1	Driving forces behind Client/ Server	1 hour
1.2	Client Server development tools	1 hour
1.3	Development of client/server systems	1 hour
1.4	Client/Server security, Organizational Expectations	1 hour
1.5	Improving performance of client/server applications	1 hour
1.6	Single system image, Downsizing and Rightsizing	1 hour
1.7	Advantages and Applications of client server computing	1 hour
Module- 2(Client/Server Application Components) (8 hours)		
2.1	Classification of Client/Server Systems	1 hour
2.2	Open System Standards	1 hour
2.3	Two-Tier Computing	1 hour
2.4	Three-Tier Computing, Middleware	1 hour
2.5	Principles behind Client/Server Systems	1 hour
2.6	Client/Server Topologies	1 hour
2.7	Existing Client/Server Architecture	1 hour
2.8	Architecture for Business Information System	1 hour
Module- 3(Client/Server Network) (6 hours)		
3.1	The client: Services, Request for services, RPC, Windows services, Print services	1 hour
3.2	Remote boot services, Utility Services & Other Services	1 hour
3.3	Dynamic Data Exchange (DDE), Object Linking and Embedding (OLE)	1 hour
3.4	Common Object Request Broker Architecture (CORBA)	1 hour

3.5	The server: Detailed server functionality, the network operating system	1 hour
3.6	Available platforms, the server operating system	1 hour
Module- 4(Client Server Systems Development) (7 hours)		
4.1	Services and Support, System administration	1 hour
4.2	Availability, Reliability, Scalability, Observability, Agility Serviceability, Software Distribution, Performance	1 hour
4.3	Network management, Remote Systems Management, RDP, Telnet, SSH	1 hour
4.4	Security ,LAN and Network Management issues	1 hour
4.4	Training, Connectivity, Communication interface technology	1 hour
4.5	Interposes communication, wide area network technologies	1 hour
4.6	Network Acquisition, PC-level processing unit, x-terminals, server Hardware	1 hour
Module -5(Client/Server Technology And Web Services) (7 hours)		
5.1	Web Services History , Web Server Technology , Web Server	1 hour
5.2	Web Server Communication , Role of Java for Client/Server on Web	1 hour
5.3	Web Services , MicroServices, APIs, API Gateway, Authentication of users/clients	1 hour
5.4	Tokens/Keys for Authentication ,Service Mesh, Message Queues	1 hour
5.5	SaaS, Web Sockets ,Client/Server Technology and Web Applications	1 hour
5.6	Balanced Computing and the Server's Changing Role ,Thin client computing , Computing models, Computing Environment	1 hour
5.7	Future of client/ server Computing Enabling Technologies, Transformational system	1 hour

CST436	PARALLEL COMPUTING	CATEGORY	L	T	P	CREDIT	YEAR OF INTRODUCTION
		PEC	2	1	0	3	2020

Preamble: This course helps the learners to understand basic and advanced concepts of parallel computing. It covers Principles of Parallel Algorithm Design, Communication operations, Programming Using the Message Passing Paradigm, Programming Shared Address Space Platforms Thread Basics, and GPU Programming. This course enables a learner to design solutions to complex real world problems using parallel computing paradigms including thread parallelism, shared memory program, message passing interfaces, and vector processing.


Prerequisite: Knowledge in Computer Organization and Architecture.

Course Outcomes: After the completion of the course the students will be able to

CO1	Summarize the key parallel computational models (Cognitive Knowledge Level : Understand)
CO2	Appreciate and apply parallel and distributed algorithms in problem Solving (Cognitive Knowledge Level :Apply)
CO3	Appreciate the communication models for parallel algorithm development (Cognitive Knowledge Level : Understand)
CO4	Develop parallel algorithms using message passing paradigm (Cognitive Knowledge Level : Apply)
CO5	Formulate parallel algorithms for shared memory architectures. (Cognitive Knowledge Level : Apply)
CO6	Demonstrate the fundamental skills of heterogeneous computing with GPUs(Cognitive Knowledge Level : Apply)

Mapping of course outcomes with program outcomes

	PO1	PO2	PO3	PO4	PO5	PO6	PO7	PO8	PO9	PO10	PO11	PO12
CO1	<input checked="" type="checkbox"/>	<input checked="" type="checkbox"/>										<input checked="" type="checkbox"/>
CO2	<input checked="" type="checkbox"/>	<input checked="" type="checkbox"/>	<input checked="" type="checkbox"/>									<input checked="" type="checkbox"/>
CO3	<input checked="" type="checkbox"/>	<input checked="" type="checkbox"/>										<input checked="" type="checkbox"/>
CO4	<input checked="" type="checkbox"/>	<input checked="" type="checkbox"/>	<input checked="" type="checkbox"/>	<input checked="" type="checkbox"/>	<input checked="" type="checkbox"/>							<input checked="" type="checkbox"/>

CO5												
CO6												

The COs and CO -PO map shall be considered as suggestive only

Abstract POs Defined by National Board of Accreditation			
PO#	Broad PO	PO#	Broad PO
PO1	Engineering Knowledge	PO7	Environment and Sustainability
PO2	Problem Analysis	PO8	Ethics
PO3	Design/Development of solutions	PO9	Individual and teamwork
PO4	Conduct investigations of complex problems	PO10	Communication
PO5	Modern tool usage	PO11	Project Management and Finance
PO6	The Engineer and Society	PO12	Lifelong learning

Assessment Pattern

Blooms Category	Continuous Assessment Tests		End Semester Examination Marks
	Test 1 (Percentage)	Test 2 (Percentage)	
Remember	30	20	20
Understand	50	40	40
Apply	20	40	40

Analyze			
Evaluate			
Create			

Mark Distribution

Total Marks	CIE Marks	ESE Marks	ESE Duration
150	50	100	3 Hours

Continuous Internal Evaluation Pattern:

Attendance	10 marks
Continuous Assessment Tests	25 marks
Continuous Assessment Assignment	15 marks

Internal Examination Pattern:

Each of the two internal examinations has to be conducted out of 50 marks. First Internal Examination shall be preferably conducted after completing the first half of the syllabus, and the Second Internal Examination shall be preferably conducted after completing the remaining part of the syllabus. There will be two parts: Part A and Part B. Part A contains 5 questions (preferably, 2 questions each from the completed modules and 1 question from the partly covered module), having 3 marks for each question adding up to 15 marks for part A. Students should answer all questions from Part A. Part B contains 7 questions (preferably, 3 questions each from the completed modules and 1 question from the partly covered module), each with 7 marks. Out of the 7 questions in Part B, a student should answer any 5.

End Semester Examination Pattern:

There will be two parts; Part A and Part B. Part A contains 10 questions with 2 questions from each module, having 3 marks for each question. Students should answer all questions. Part B contains 2 questions from each module of which a student should answer anyone. Each question can have a maximum 2 subdivisions and carries 14 marks.

Syllabus

Module- 1 (Principles of Parallel Algorithm Design)

Basic Introduction to Parallel Processing platforms. Preliminaries, Decomposition Techniques, Characteristics of Tasks and Interactions, Mapping Techniques for Load Balancing, Methods for Containing Interaction Overheads, Parallel Algorithm Models.

Module- 2 (Communication Operations)

Basic Communication Operations - One-to-All Broadcast and All-to-One Reduction, All-to-All Broadcast and Reduction, All-Reduce and Prefix-Sum Operations, Scatter and Gather, All-to-All Personalized Communication, Circular Shift, Improving the Speed of Some Communication Operation

Module-3 (Programming Using the Message Passing Paradigm)

Principles of Message-Passing Programming, The Building Blocks: Send and Receive Operations, MPI: The Message Passing Interface, Overlapping Communication with Computation, Collective Communication and Computation Operations, Groups and Communicators.

Module 4 (Programming Shared Address Space Platforms Thread Basics)

Thread Basics, Why Threads? The POSIX Thread Application Programme Interface, Synchronization Primitives in POSIX, Controlling Thread and Synchronization Attributes, Thread Cancellation, Composite Synchronization Constructs, OpenMP: a Standard for Directive Based Parallel Programming, Specifying Concurrent Tasks in OpenMP, Synchronization Constructs in OpenMP, Data Handling in OpenMP, OpenMP Library Functions, OpenMP Applications: Parallel algorithm development for Matrix multiplication

Module 5 (GPU Programming)

Heterogeneous Parallel Computing, Architecture of a Modern GPU, Speeding up Real Applications, Data parallel computing, CUDA C Program Structure, A Vector Addition Kernel, Device Global Memory and Data Transfer, Kernel Functions and Threading, Kernel Launch, CUDA Thread Organization, Mapping Threads to Multidimensional Data, Synchronization and Transparent Scalability, Resource Assignment, Querying Device Properties, Thread Scheduling and Latency Tolerance, Importance of Memory Access Efficiency, Cuda Memory Types, Tiling for Reduced Memory Traffic, Tiled Matrix Multiplication Kernel, Boundary Checks

Text Books

1. Ananth Grama, Anshul Gupta, George Karypis, Vipin Kumar, Introduction to Parallel Computing, 2nd Ed, Addison-Wesley, 2003
2. David B. Kirk, Wen-mei W. Hwu, Programming Massively Parallel Processors: A Hands-on Approach, 3rd Ed., Morgan Kaufman, 2016.

References

1. Steven Brawer, Introduction to Parallel Computing, Academic Press, (1989)
2. Barbara Chapman, Gabriele Jost, Ruud van der Pas, Using OpenMP: Portable Shared Memory Parallel Programming, MIT Press, 2008.
3. William Gropp, Ewing Lusk, Anthony Skjellum Using MPI: Portable Parallel Programming with the Message-Passing Interface, 3rd Ed, MIT Press, 2014.
4. Thomas Rauber, Gudula Runger, Parallel Programming for Multicore and Cluster Systems, Springer, 2010

Sample Course Level Assessment Questions**Course Outcome 1 (CO1):**

1. Differentiate between static and dynamic task mapping
2. Explain partitioning of data with an example

Course Outcome 2 (CO2):

1. Explain the handshaking sequence of Blocking Non-Buffered Send/Receive operation with a neat diagram.
2. In the algorithm, assume a decomposition such that each execution of Line 7 is a task. Draw a task-dependency graph and a task-interaction graph.

```

1.procedure FFT_like_pattern(A, n)
2.begin
3.m := log2 n;
4.for j := 0 to m - 1 do
5.k := 2j;
6.for i := 0 to n - 1 do
7.A[i] := A[i] + A[i XOR 2j];
8.end // for
9.end // FFT_like_pattern

```

Course Outcome 3 (CO3):

1. Write a procedure for performing all-to-all reduction on a mesh
2. Give a hypercube algorithm to compute prefix sums of n numbers if p is the number of nodes and n/p is an integer greater than 1. Assuming that it takes time t_{add} to add two numbers and time t_s to send a message of unit length between two directly-connected nodes, give an exact expression for the total time taken by the algorithm.

Course Outcome 4(CO4):

1. Show how the two-dimensional matrix-vector multiplication program needs to be changed so that it will work correctly for a matrix of size $n \times m$ on a $q \times r$ process grid
2. One of the advantages of non-blocking communication operations is that they allow the transmission of the data to be done concurrently with computations. Discuss the type of restructuring that needs to be performed on a program to allow for the maximal overlap of computation with communication. Is the sending process in a better position to benefit from this overlap than the receiving process

Course Outcome 5(CO5):

1. Implement a multi-access threaded queue with multiple threads inserting and multiple threads extracting from the queue. Use mutex-locks to synchronize access to the queue. Document the time for 1000 insertions and 1000 extractions each by 64 insertion threads (producers) and 64 extraction threads (consumers).
2. Implement a producer-consumer framework in OpenMP using sections to create a single producer task and a single consumer task. Ensure appropriate synchronization using locks.

Course Outcome 6 (CO6):

1. Consider a hypothetical block with 8 threads executing a section of code before reaching a barrier. The threads require the following amount of time (in microseconds) to execute the sections: 2.0, 2.3, 3.0, 2.8, 2.4, 1.9, 2.6, and 2.9 and to spend the rest of their time waiting for the barrier. What percentage of the total execution time of the thread is spent waiting for the barrier?
2. Write and explain the CUDA program for vector addition.

Model Question Paper

QP CODE:

PAGES :3

Reg No: _____

Name: _____

EIGHTH SEMESTER B.TECH DEGREE EXAMINATION, MONTH & YEAR

Course Code: CST436

Course Name: PARALLEL COMPUTING

Max.Marks:100

Duration: 3 Hours

PART A

Answer All Questions. Each Question Carries 3 Marks

1. Explain partitioning of data with an example
2. Which are the characteristics of tasks influencing the selection of mapping scheme?
3. Describe the scatter - gather communication.
4. Explain the Circular Shift operation.
5. Explain the handshaking sequence of Blocking Non-Buffered Send/Receive operation with a neat diagram.
6. Describe the six fundamental routines of MPI.
7. Explain thread cancellation.
8. Explain how concurrent tasks are specified in openMP
9. Explain the architecture of modern GPU with a diagram.
10. Describe how the data transfer between GPU device and the host memories are managed. **(10x3=30)**

Part B

(Answer any one question from each module. Each question carries 14 Marks)

11. (a) Describe recursive decomposition with an example.

(8)

- (b) Compare various parallel algorithm models (6)

OR

12. (a) Differentiate between static and dynamic task mapping (8)

- (b) In the algorithm, assume a decomposition such that each execution of Line 7 is a task. Draw a task-dependency graph and a task-interaction graph. (6)

```

1. procedure FFT_like_pattern(A, n)
2. begin
3.   m := log2 n;
4.   for j := 0 to m - 1 do
5.     k := 2j;
6.     for i := 0 to n - 1 do
7.       A[i] := A[i] + A[i XOR 2j];
8.     end // for
9.   end // FFT_like_pattern

```

13. (a) Illustrate the All-to-All Broadcast and Reduction with an example (8)

- (b) Explain any three techniques to improve the speed of communication operations (6)

OR

14. (a) Explain the One-to-All Broadcast and All-to-One Reduction with an example (8)

- (b) Explain the Ring and Mesh techniques of All-to-All Personalized communication. (6)

15. (a) Explain Collective Communication and Computation Operations in MPI (9)

- (b) Show the impact of finite buffers in message passing. (5)

OR

16. (a) Write algorithm for Collective Communication and Computation Operations (9)

using MPI.

- (b) How is deadlock avoided in *MPI_Send* and *MPI_Recv* (5)
- 17. (a) Explain how mutual exclusion for shared variables are accomplished in threads. (6)
- (b) Explain the nesting of parallel directives with a suitable example. (8)

OR

- 18. (a) Explain the compilation operations of an example openMP program along with its *pThread* translations. (4)
- (b) Explain the parallel matrix multiplication using openMP (10)
- 19. (a) Describe the CUDA Kernel functions. (6)
- (b) How is synchronization between CUDA threads achieved? (8)

OR

- 20. (a) Explain the two-level hierarchical organization of CUDA threads. (10)
- (b) Write and explain the CUDA program for vector addition. (4)

TEACHING PLAN

No	Contents	No of Lecture Hrs (37)
Module – 1 (Basic Introduction to Parallel Processing) (TB-1, Ch. 3) (7 hrs)		
1.1	Basic Introduction to Parallel Processing platforms. Preliminaries	1
1.2	Decomposition Techniques – Recursive, Data	1
1.3	Decomposition Techniques – Exploratory, Speculative, Hybrid	1
1.4	Characteristics of Tasks and Interactions	1
1.5	Mapping Techniques for Load Balancing -Static	1
1.6	Mapping Techniques for Load Balancing - Dynamic	1
1.7	Methods for Containing Interaction Overheads, Parallel Algorithm Models.	1
Module- 2 (Basic Communication Operations) (TB-1, Ch. 4) (6hrs)		
2.1	One-to-All Broadcast and All-to-One Reduction	1
2.2	All-to-All Broadcast and Reduction	1
2.3	All-Reduce and Prefix-Sum Operations, Scallter Gather	1
2.4	All-to-All Personalized Communication	1
2.5	Circular Shift	1
2.6	Improving the Speed of Some Communication Operation	1
Module- 3 (Programming Using the Message Passing Paradigm) (TB-1, Ch. 6) (7 hrs)		
3.1	Principles of Message-Passing Programming, The Building Blocks: Send and Receive Operations	1
3.2	MPI: The Message Passing Interface	1
3.3	MPI: The Message Passing Interface : Illustration	1

3.4	Overlapping Communication with Computation	1
3.5	Overlapping Communication with Computation : Illustration	1
3.6	Collective Communication and Computation Operations	1
3.7	Collective Communication and Computation Operations : Illustration	1
Module 4 (Programming Shared Address Space Platforms) (TB-1, Ch. 7, 8) (8hrs)		
4.1	Thread Basics, Why Threads? The POSIX Thread API	1
4.2	Synchronization Primitives in POSIX	1
4.3	Controlling Thread and Synchronization Attributes	1
4.4	Thread Cancellation, Composite Synchronization Constructs,	1
4.5	OpenMP: a Standard for Directive Based Parallel Programming	1
4.6	Specifying Concurrent Tasks in OpenMP, Synchronization Constructs in OpenMP	1
4.7	Data Handling in OpenMP, OpenMP Library Functions	1
4.8	OpenMP Applications: Parallel algorithm development for Matrix multiplication	1
Module 5 (GPU Programming) (TB-2, Ch. 1, 2) (9 hrs)		
5.1	Heterogeneous Parallel Computing, Architecture of a Modern GPU, Speeding up Real Applications	1
5.2	Data parallel computing – CUDA C Program Structure	1
5.3	Vector Addition Kernel, Device Global Memory and Data Transfer	1
5.4	Kernel Functions and Threading, Kernel Launch	1

5.5	CUDA Thread Organization, Mapping Threads to Multidimensional Data	1
5.6	Synchronization and Transparent Scalability, Resource Assignment, Querying Device Properties, Thread Scheduling and Latency Tolerance	1
5.7	Importance of Memory Access Efficiency, Cuda Memory Types	1
5.8	Tiling for Reduced Memory Traffic	1
5.9	Tiled Matrix Multiplication Kernel, Boundary Checks	1

CST446	DATA COMPRESSION TECHNIQUES	CATEGORY	L	T	P	CREDIT	YEAR OF INTRODUCTION
		PEC	2	1	0	3	2020

Preamble: This course helps the learners to understand compression techniques on text, image, audio and video data. It covers lossy & lossless compression, RLE, JPEG, MPEG and its variants. This course enables the students to develop and implement compression algorithms on different domains.

Prerequisite: Knowledge of probability theory, computation on matrices, basic topics in data structures, storage and efficiency

Course Outcomes: After the completion of the course the student will be able to

CO#	CO
CO1	Describe the fundamental principles of data compression(Cognitive Knowledge level: Understand)
CO2	Make use of statistical and dictionary based compression techniques for various applications (Cognitive Knowledge level: Apply)
CO3	Illustrate various image compression standards. (Cognitive Knowledge level: Apply)
CO4	Summarize video compression mechanisms to reduce the redundancy in video.(Cognitive Knowledge level: Understand)
CO5	Use the fundamental properties of digital audio to compress audio data.(Cognitive Knowledge level: Understand)

Mapping of course outcomes with program outcomes

	PO1	PO2	PO3	PO4	PO5	PO6	PO7	PO8	PO9	PO10	PO11	PO12
CO1												
CO2												
CO3												
CO4												
CO5												

The COs and CO -PO map shall be considered as suggestive only

Abstract POs defined by National Board of Accreditation			
PO#	Broad PO	PO#	Broad PO
PO1	Engineering Knowledge	PO7	Environment and Sustainability
PO2	Problem Analysis	PO8	Ethics
PO3	Design/Development of solutions	PO9	Individual and team work
PO4	Conduct investigations of complex problems	PO10	Communication
PO5	Modern tool usage	PO11	Project Management and Finance
PO6	The Engineer and Society	PO12	Life long learning

Assessment Pattern

Bloom's Category	Continuous Assessment Tests		End Semester Examination Marks (%)
	Test 1 (%)	Test 2 (%)	
Remember	30	30	30
Understand	40	40	40
Apply	30	30	30
Analyze			
Evaluate			
Create			

Mark Distribution

Total Marks	CIE Marks	ESE Marks	ESE Duration
150	50	100	3

Continuous Internal Evaluation Pattern:

Attendance	10 marks
Continuous Assessment Tests(Average of Series Tests 1 & 2)	25 marks
Continuous Assessment Assignment	15 marks

Internal Examination Pattern:

Each of the two internal examinations has to be conducted out of 50 marks. First series test shall be preferably conducted after completing the first half of the syllabus and the second series test shall be preferably conducted after completing remaining part of the syllabus. There will be two parts: Part A and Part B. Part A contains 5 questions (preferably, 2 questions each from the completed modules and 1 question from the partly completed module), having 3 marks for each question adding up to 15 marks for part A. Students should answer all questions from Part A. Part B contains 7 questions (preferably, 3 questions each from the completed modules and 1 question from the partly completed module), each with 7 marks. Out of the 7 questions, a student should answer any 5.

End Semester Examination Pattern:

There will be two parts; Part A and Part B. Part A contains 10 questions with 2 questions from each module, having 3 marks for each question. Students should answer all questions. Part B contains 2 full questions from each module of which student should answer any one. Each question can have maximum 2 sub-divisions and carries 14 marks.

Syllabus**Module-1 (Modelling and types of compression)) 1**

Introduction to Compression Techniques- Lossy compression & Lossless compression, Measures of Performance, Modeling and coding. Mathematical modelling for Lossless and lossy compression - Physical models and probability models.

Module – 2 (Basic Compression Methods)

Basic Compression Technique- Run length encoding, RLE Text compression. Statistical Methods- Prefix Codes, Binary Huffman coding, non-binary Huffman Algorithms, Arithmetic Coding.

Module - 3 (Text & Image Compression)

Dictionary based Coding- LZ77, LZ78 and LZW compression. Image Compression- Image standards, JPEG image Compression- Baseline JPEG, JPEG-LS.

Module - 4 (Video Compression)

Video Compression- Analog video, Digital Video, Motion Compensation. MPEG standards- MPEG 1, MPEG 4

Module - 5 (Audio Compression)

Audio Compression- Basics of Digital Audio, Basic Audio Compression Techniques, MPEG Audio Compression-Layer 1 coding, Layer 2 coding and Layer 3 coding.

Text Book

1. David Solomon, Data compression: the complete reference, 4/e, Springer, January 2007
2. Khalid Sayood, Introduction to data compression, Morgan Kaufmann Publishers, 2003.

References

- 1) Stephen Welstead, Fractal and wavelet Image Compression techniques, PHI, 1999.
- 2) Sleinreitz, Multimedia System, Addison Wesley.
- 3) Mark Nelson and Jean-loup Gailly, The Data Compression Book, M&T Books.

Course Level Assessment Questions**Course Outcome 1 (CO1):**

1. Discuss different types of compression performance metrics
2. Explain mathematical model for lossless compression

Course Outcome 2 (CO2):

1. Explain RLE based text compression and identify a example with compression ratio of 2.
2. Given the eight symbols A, B, C, D, E, F, G, and H with probabilities $1/30$, $1/30$, $1/30$, $2/30$, $3/30$, $5/30$, $5/30$, and $12/30$, draw three different Huffman trees with heights 5 and 6 for these symbols and calculate the average code size for each tree.

Course Outcome 3 (CO3):

1. Differentiate the LZ77 and LZ78 performance with the input given as 'sirsideastmaneasilyteasesseasickseals'
2. Explain why the continuous-tone images is required for JPEG and the main steps used in image compression.

Course Outcome 4 (CO4):

1. Briefly explain MPEG-4 video compression standard
2. How H.261 video compression is completed.

Course Outcome 5 (CO5):

1. Explain critical bands, thresholding and masking related to audio compression
2. Explain the working of -law encoder and decoder with an example

Model Question Paper

QP CODE:

Reg No: _____

Name: _____

PAGES : 2

EIGHTH SEMESTER B.TECH DEGREE EXAMINATION, MONTH & YEAR

Course Code: CST446

Course Name: Data Compression Techniques

Max.Marks:100

Duration: 3 Hours

PART A

Answer All Questions. Each Question Carries 3 Marks

1. Specify different quantities used to measure the performance of a data compression technique
2. Explain mathematical model for lossless compression
3. State and prove Kraft-McMillan inequality
4. Compare Huffman and Arithmetic coding
5. Describe LZ77 approach of encoding a string with the help of an example
6. Compare and contrast JPEG and JPEG-LS differences in working.
7. Discuss different components of video
8. Identify the advantage of MPEG-4 over MPEG
9. Explain critical bands, thresholding and masking related to audio compression
10. Explain the working of -law encoder and decoder with an example

(10x3=30)

Part B**(Answer any one question from each module. Each question carries 14 Marks)**

11. (a) Explain mathematical model for lossy compression and lossless compression (10)
 (b) Define compression ratio with an example (4)

OR

12. (a) Discuss any probability model and identify the shortcoming of the solution. (7)
 (b) Identify the mathematical preliminaries for Lossless Compression (7)
13. (a) With a help of flowchart discuss the RLE text compression for text data given below (10)
'ABBBBBBBBCDEEEEF'
 (b) calculate the compression ratio for the example while taking repetitions = 4 (4)

OR

14. (a) Illustrate with a example why Huffman coding is preferred than Shannon Fano Algorithm for compression (10)
 (b) How Huffman coding is handling the unpredictability of input data stream (4)
15. (a) Explain in detail the working of LZ78 with example and dictionary Tree (10)
 (b) Illustrate with example, how the compression factor LZW differ from the LZ78 (4)

OR

16. (a) How quantization and coding helps in compression and their role in JPEG. (6)
 (b) With the help of the given example illustrate the compression ratio of JPEG and JPEG-LS (8)
17. (a) With the help of equations discuss Composite and Components Video (7)
 (b) Differentiate the major changes in MPEG - 2 and MPEG-4 Video (7)

OR

18. (a) Describe in details about functionalities for MPEG-4 (8)
 (b) How Motion Compensation help in video compression (6)
19. (a) How The Human Auditory System limitations can be taken in audio (7)

compressions

- (b) Discuss the complexity of Layer III compared to others in MPEG Audio Coding (7)

OR

20. (a) Discuss Format of Compressed Data and encoding in layer I and II (9)
- (b) Differentiate Spectral and Temporal Masking (5)

TEACHING PLAN

No	Contents	No of Lecture Hrs (36 Hours)
Module – 1 (Modelling and types of compression) (7 hrs)		
1.1	Introduction to Compression Techniques- Lossy compression & Lossless compression, Measures of Performance	2
1.2	Modelling and coding.	1
1.3	Physical model for lossless compression	1
1.4	Physical model for lossy compression	1
1.5	Probability model for lossless compression	1
1.6	Probability model for lossy compression	1
Module - 2 (Basic Compression Methods) (8 hrs)		
2.1	Run length encoding, RLE Text compression	1
2.2	Statistical methods-Prefix Codes	1
2.3	Binary Huffman coding	1
2.4	Illustration of Binary Huffman coding	1
2.5	Non-binary Huffman Algorithms	1
2.6	Arithmetic Coding algorithm	1
2.7	Illustration of Arithmetic Coding algorithm	2

Module - 3 (Text & Image Compression) (8 hrs)		
3.1	LZ77 compression	2
3.2	LZ78 Compression	1
3.3	LZW Compression	1
3.4	Basics of Image compression and Image standards	1
3.5	Baseline JPEG Image compression	1
3.6	JPEG-LS Image compression	1
Module - 4 (Video Compression) (7 hrs)		
4.1	Basics of Video Compression- Analog video and Digital Video.	2
4.2	Motion Compensation	1
4.3	MPEG-1 standard and Video Syntax	1
4.4	MPEG-1 Pel Reconstruction	1
4.5	MPEG-4 standard	1
4.6	Functionalities for MPEG-4	1
Module - 5 (Audio Compression) (6 hrs)		
5.1	Basics of Audio Compression, Digital Audio	1
5.2	Basic Audio Compression Techniques	1
5.3	MPEG Audio Compression basics- Frequency Domain Coding	1
5.4	Encoding: Layers I and II	1
5.5	Encoding: Layer II -Psychoacoustic Models	1
5.6	Psychoacoustic Models - Encoding: Layer III	1

CST466	DATA MINING	CATEGORY	L	T	P	CREDIT	YEAR OF INTRODUCTION
		PEC	2	1	0	3	2020

Preamble: This course helps the learner to understand the concepts of data mining and data warehousing. It covers the key processes of data mining, data preprocessing techniques, fundamentals and advanced concepts of classification, clustering, association rule mining, web mining and text mining. It enables the learners to develop new data mining algorithms and apply the existing algorithms in real-world scenarios.


Prerequisite: NIL

Course Outcomes: After the completion of the course the student will be able to

CO#	CO
CO1	Employ the key process of data mining and data warehousing concepts in application domains. (Cognitive Knowledge Level: Understand)
CO2	Make use of appropriate preprocessing techniques to convert raw data into suitable format for practical data mining tasks (Cognitive Knowledge Level: Apply)
CO3	Illustrate the use of classification and clustering algorithms in various application domains (Cognitive Knowledge Level: Apply)
CO4	Comprehend the use of association rule mining techniques. (Cognitive Knowledge Level: Apply)
CO5	Explain advanced data mining concepts and their applications in emerging domains (Cognitive Knowledge Level: Understand)

Mapping of course outcomes with program outcomes

	PO 1	PO2	PO3	PO4	PO5	PO6	PO7	PO8	PO9	PO10	PO11	PO12
CO1												
CO2												
CO3												

CO4												
CO5												

The COs and CO -PO map shall be considered as suggestive only

Abstract POs defined by National Board of Accreditation			
PO#	Broad PO	PO#	Broad PO
PO1	Engineering Knowledge	PO7	Environment and Sustainability
PO2	Problem Analysis	PO8	Ethics
PO3	Design/Development of solutions	PO9	Individual and team work
PO4	Conduct investigations of complex problems	PO10	Communication
PO5	Modern tool usage	PO11	Project Management and Finance
PO6	The Engineer and Society	PO12	Lifelong learning

Assessment Pattern

Bloom's Category	Continuous Assessment Tests		End Semester Examination Marks (%)
	Test 1 (%)	Test 2 (%)	
Remember	20	20	20
Understand	30	30	30
Apply	50	50	50
Analyze			
Evaluate			
Create			

Mark Distribution

Total Marks	CIE Marks	ESE Marks	ESE Duration
150	50	100	3

Continuous Internal Evaluation Pattern:

Attendance	10 marks
Continuous Assessment Test(Average of Internal Test1&2)	25 marks
Continuous Assessment Assignment	15 marks

Internal Examination Pattern

Each of the two internal examinations has to be conducted out of 50 marks. First series test shall be preferably conducted after completing the first half of the syllabus and the second series test shall be preferably conducted after completing the remaining part of the syllabus. There will be two parts: Part A and Part B. Part A contains 5 questions (preferably, 2 questions each from the completed modules and 1 question from the partly completed module), having 3 marks for each question adding up to 15 marks for part A. Students should answer all questions from Part A. Part B contains 7 questions (preferably, 3 questions each from the completed modules and 1 question from the partly completed module), each with 7 marks. Out of the seven questions, a student should answer any five.

End Semester Examination Pattern:

There will be two parts; Part A and Part B. Part A contains 10 questions with 2 questions from each module, having 3 marks for each question. Students should answer all questions. Part B contains 2 full questions from each module of which student should answer any one. Each question can have a maximum 2 subdivisions and carries 14 marks.

Syllabus**Module – 1 (Introduction to Data Mining and Data Warehousing)**

Data warehouse-Differences between Operational Database Systems and Data Warehouses, Multidimensional data model- Warehouse schema, OLAP Operations, Data Warehouse Architecture, Data Warehousing to Data Mining, Data Mining Concepts and Applications, Knowledge Discovery in Database Vs Data mining, Architecture of typical data mining system, Data Mining Functionalities, Data Mining Issues.

Module - 2 (Data Preprocessing)

Data Preprocessing-Need of data preprocessing, Data Cleaning- Missing values, Noisy data, Data Integration and Transformation, Data Reduction-Data cube aggregation, Attribute subset selection, Dimensionality reduction, Numerosity reduction, Discretization and concept hierarchy generation.

Module - 3 (Advanced classification and Cluster analysis)

Classification- Introduction, Decision tree construction principle, Splitting indices -Information Gain, Gini index Decision tree construction algorithms-ID3, Decision tree construction with presorting-SLIQ, Classification Accuracy-Precision, Recall.

Introduction to clustering-Clustering Paradigms, Partitioning Algorithm- PAM, Hierarchical Clustering-DBSCAN, Categorical Clustering-ROCK

Module 4: (Association Rule Analysis)

Association Rules-Introduction, Methods to discover Association rules, Apriori(Level-wise algorithm), Partition Algorithm, Pincer Search Algorithm, Dynamic Itemset Counting Algorithm, FP-tree Growth Algorithm.

Module 5 (Advanced Data Mining Techniques)

Web Mining - Web Content Mining, Web Structure Mining- Page Rank, Clever, Web Usage Mining- Preprocessing, Data structures, Pattern Discovery, Pattern Analysis. Text Mining-Text Data Analysis and information Retrieval, Basic measures for Text retrieval, Text Retrieval methods, Text Indexing Techniques, Query Processing Techniques.

Text Books

1. Dunham M H, "Data Mining: Introductory and Advanced Topics", Pearson Education, New Delhi, 2003.
2. Arun K Pujari, "Data Mining Techniques", Universities Press Private Limited, 2008.
3. Jaiwei Han and Micheline Kamber, "Data Mining Concepts and Techniques", Elsevier, 2006

Reference Books

1. M Sudeep Elayidom, "Data Mining and Warehousing", 1st Edition, 2015, Cengage Learning India Pvt. Ltd.
2. Mehmed Kantardzic, "Data Mining Concepts, Methods and Algorithms", John Wiley and Sons, USA, 2003.
3. Pang-Ning Tan and Michael Steinbach, "Introduction to Data Mining", Addison Wesley, 2006.

Course Level Assessment Questions

Course Outcome 1 (CO1):

1. (a) Explain the OLAP operations in a multidimensional model.
(b) Compare the techniques used in ROLAP, MOLAP and HOLAP
2. Explain the various data mining issues with respect to mining methodology, user interaction and diversity of data types.
3. Suppose that a data warehouse consists of the three dimensions time, doctor, and patient, and the two measures count and charge, where charge is the fee that a doctor charges a patient for a visit.
 - a) Draw star and snowflake schema diagrams for the data warehouse.
 - b) Starting with the base cuboid [day; doctor; patient], what specific OLAP operations should be performed in order to list the total fee collected by each doctor in 2004?

Course Outcome 2 (CO2):

1. Use the methods below to normalize the following group of data: 100, 200, 300, 400, 550, 600, 680, 850, 1000
 - (a) min-max normalization by setting min = 0 and max = 1
 - (b) z-score normalization
 - (c) Normalization by decimal scaling

Comment on which method you would prefer to use for the given data, giving reasons as to why.

2. Identify a suitable dataset from any available resources and apply different preprocessing steps that you have learned. Observe and analyze the output obtained. (Assignment)

Course Outcome 3 (CO3):

1. Illustrate the working of ID3 algorithm with the following example

MOTOR	WHEELS	DOORS	SIZE	TYPE	CLASS
NO	2	0	small	cycle	bicycle
NO	3	0	small	cycle	tricycle
YES	2	0	small	cycle	motorcycle
YES	4	2	small	automobile	Sports car
YES	4	3	medium	automobile	minivan
YES	4	4	medium	automobile	sedan
YES	4	4	large	automobile	sumo

2. Illustrate the working of K medoid algorithm for the given dataset. A1=(3,9), A2=(2,5), A3=(8,4), A4=(5,8), A5=(7,5), A6=(6,4), A7=(1,2), A8=(4,9).

- Take a suitable dataset from available resources and apply all the classification and clustering algorithms that you have studied on original and preprocessed datasets. Analyze the performance variation in terms of different quality metrics. Give a detailed report based on the analysis. (Assignment)

Course Outcome 4 (CO4):

- A database has five transactions. Let min sup = 60% and min con f = 80%.

<i>TID</i>	<i>items_bought</i>
T100	{M, O, N, K, E, Y}
T200	{D, O, N, K, E, Y}
T300	{M, A, K, E}
T400	{M, U, C, K, Y}
T500	{C, O, O, K, I, E}

- Find all frequent item sets using Apriori and FP-growth, respectively. Compare the efficiency of the two mining processes.
- List all of the strong association rules (with support s and confidence c) matching the following metarule, where X is a variable representing customers, and $item_i$ denotes variables representing items (e.g., "A", "B", etc.)

$$\forall x \in transaction, buys(X, item_1) \wedge buys(X, item_2) \Rightarrow buys(X, item_3) \quad [s, c]$$

- Identify and list some scenarios in which association rule mining can be used, and then use at least two appropriate association rule mining techniques in one of the two scenarios. (Assignment)

Course Outcome 5 (CO5):

- Consider an e-mail database that stores a large number of electronic mail (e-mail) messages. It can be viewed as a semi structured database consisting mainly of text data. Discuss the following.
 - How can such an e-mail database be structured so as to facilitate multidimensional search, such as by sender, by receiver, by subject, and by time?
 - What can be mined from such an e-mail database?
 - Suppose you have roughly classified a set of your previous e-mail messages as junk, unimportant, normal, or important. Describe how a data mining system may take this as the training set to automatically classify new e-mail messages or unclassified ones.
- Precision and recall are two essential quality measures of an information retrieval system.
 - Explain why it is the usual practice to trade one measure for the other.
 - Explain why the F-score is a good measure for this purpose.

- (c) Illustrate the methods that may effectively improve the F-score in an information retrieval system.
3. Explain HITS algorithm with an example.

Model Question Paper

QP CODE:

Reg No: _____

Name: _____

PAGES : 4

EIGHTH SEMESTER B.TECH DEGREE EXAMINATION, MONTH & YEAR

Course Code: CST466

Course Name: Data Mining

Max.Marks:100

Duration: 3 Hours

PART A

Answer All Questions. Each Question Carries 3 Marks

1. Differentiate between OLTP and OLAP.
2. Compare the techniques of ROLAP, MOLAP and HOLAP
3. Explain Concept hierarchy with an example.
4. Explain heuristic methods of attribute subset selection techniques.
5. Consider a two-class classification problem of predicting whether a photograph contains a man or a woman. Suppose we have a test dataset of 10 records with expected outcomes and a set of predictions from our classification algorithm.

	Expected	Predicted
1	man	woman
2	man	man
3	woman	woman
4	man	man
5	woman	man
6	woman	woman
7	woman	woman
8	man	man
9	man	woman
10	woman	woman

Calculate precision, recall of the data.

6. Given two objects represented by the tuples (22,1,42,10) and (20,0, 36,8). Compute the Euclidean and Manhattan distance between the two objects.
7. The pincer search algorithm is a bi-directional search, whereas the level wise algorithm is a unidirectional search. Express your opinion about the statement.
8. Define support, confidence and frequent set in association data mining context.
9. Distinguish between focused crawling and regular crawling.
10. Describe any two-text retrieval indexing techniques. (10x3=30)

Part B

(Answer any one question from each module. Each question carries 14 Marks)

11. (a) Suppose a data warehouse consists of three measures: customer, account and branch and two measures count (number of customers in the branch) and balance. Draw the schema diagram using snowflake schema and star schema. (7)
 - (b) Explain three- tier data warehouse architecture with a neat diagram. (7)
- OR**
- 12 (a) Illustrate different OLAP operations in multidimensional data model (7)
 - (b) Describe different issues in data mining (7)
 - 13 (a) Suppose that the data for analysis includes the attribute age. The age values for the data tuples are (in increasing order) 13, 15, 16, 16, 19, 20, 20, 21, 22, 22, 25, 25, 25, 25, 30, 33, 33, 35, 35, 35, 35, 36, 40, 45, 46, 52, 70. (8)
 - (a) Use min-max normalization to transform the value 35 for age onto

the
range [0-1].

- (b) Use z-score normalization to transform the value 35 for age, where the standard deviation of age is 12.94 years.
- (c) Use normalization by decimal scaling to transform the value 35 for age.
- (d) Use smoothing by bin means to smooth the above data, using a bin depth of 3. Illustrate your steps. Comment on the effect of this technique for the given data.

- (b) With proper illustration, explain how PCA can be used for dimensionality reduction? Explain (6)

OR

- 14 (a) Suppose a group of 12 sales price records has been sorted as follows: 5, 10, 11, 13, 15, 35, 50, 55, 72, 92, 204, 215. Sketch examples of each of the following sampling techniques: SRSWOR, SRSWR, cluster sampling, stratified sampling. Use samples of size 5 and the strata “youth,” “middle-aged,” and “senior.” (8)
- (b) Partition the above data into three bins by each of the following methods: (6)
 - (i) equal-frequency (equi-depth) partitioning
 - (ii) equal-width partitioning
- 15 (a) Explain the concept of a cluster as used in ROCK. Illustrate with examples (9)
- (b) Consider the following dataset for a binary classification problem. (5)

A	B	Class Label
T	F	+
T	T	+
T	T	+
T	F	-
T	T	+
F	F	-
F	F	-
F	F	-
T	T	-
T	F	-

Calculate the gain in Gini index when splitting on A and B respectively. Which attribute would the decision tree induction algorithm choose?

OR

- 16 (a) For a sunburn dataset given below, find the first splitting attribute for the decision tree by using the ID3 algorithm. (10)

Name	Hair	Height	Weight	Lotion	Class
Sarah	Blonde	Average	Light	No	Sunburn
Dana	Blonde	Tall	Average	Yes	None
Alex	Brown	Tall	Average	Yes	None
Annie	Blonde	Short	Average	No	Sunburn
Emily	Red	Average	Heavy	No	Sunburn
Pete	Brown	Tall	Heavy	No	None
John	Brown	Average	Heavy	No	None
Katie	Blonde	Short	Light	Yes	None

- (b) Explain the working of SLIQ algorithm. (4)
- 17 (a) Illustrate the working of Pincer Search Algorithm with an example. (7)
- (b) Describe the working of dynamic itemset counting technique? Specify when to move an itemset from dashed structures to solid structures? (7)

OR

- 18 (a) A database has six transactions. Let min_sup be 60% and min_conf be 80%. (9)

<i>TID</i>	<i>items_bought</i>
T1	I1, I2, I3
T2	I2, I3, I4
T3	I4, I5
T4	I1, I2, I4
T5	I1, I2, I3, I5
T6	I1, I2, I3, I4

Find frequent itemsets using FP Growth algorithm and generate strong association rules from a three item dataset.

- (b) Write partitioning algorithm for finding large itemset and compare its efficiency with apriori algorithm (5)

- 19 (a) Describe web content mining techniques. (7)
- (b) Write an algorithm to find maximal frequent forward sequences to mine log traversal patterns. Illustrate the working of this algorithm. (7)

OR

- 20 (a) Explain how web structure mining is different from web usage mining and web content mining? Write a CLEVER algorithm for web structure mining. (7)
- (b) Describe different Text retrieval methods. Explain the relationship between text mining and information retrieval and information extraction. (7)

Teaching Plan

No	Contents	No. of lecture hours (36 Hrs)
Module 1(Introduction to Data Mining and Data Warehousing) (Text3) (6 hours)		
1.1	Data warehouse-Differences between Operational Database Systems and Data Warehouses, Multidimensional data model- Warehouse schema	1
1.2	OLAP Operations	1
1.3	DataWarehouse Architecture, Data Warehousing to Data Mining	1
1.4	Datamining Concepts and Applications, Knowledge Discovery in Database Vs Data mining	1
1.5	Architecture of typical data mining system,Data Mining Functionalities	1
1.6	Data Mining Functionalities, Data Mining Issues	1
Module 2(Data Preprocessing) (6 hours) (Text3)		
2.1	Data Preprocessing: Need of Data Preprocessing, Data Cleaning- Missing values, Noisy data.	1
2.2	Data integration	1
2.3	Data transformation	1
2.4	Data Reduction-Data cube aggregation, Attribute subset selection	1
2.5	Data Reduction-Dimensionality reduction	1

2.6	Numerosity reduction, Discretization and concept hierarchy generation	1
Module 3(Advanced classification and Cluster analysis)(9 hours)(Text2,Text3)		
3.1	Classification- Introduction, Decision tree construction principle, Splitting indices-Information Gain, Gini index	1
3.2	Decision Tree- ID3	1
3.3	Decision Tree- ID3	1
3.4	Decision tree construction with presorting- SLIQ	1
3.5	Accuracy and error measures, evaluation	1
3.6	Introduction to clustering, Clustering Paradigms	1
3.7	Partitioning Algorithm- PAM	1
3.8	Hierarchical Clustering-DBSCAN	1
3.9	Categorical Clustering-ROCK	1
Module 4(Association Rule Analysis) (8 hours) (Text2,Text3,Text1)		
4.1	Association Rules: Introduction, Methods to discover association rules	1
4.2	A priori algorithm (Level-wise algorithm)	1
4.3	A priori algorithm (Level-wise algorithm)	1
4.4	Partition Algorithm	1
4.5	Pincer Search Algorithm	1
4.6	Pincer Search Algorithm	1
4.7	Dynamic Itemset Counting Algorithm	1
4.8	FP-tree Growth Algorithm	1
Module 5(Advanced Data Mining Techniques) (7 hours) (Text1, Text3)		
5.1	Web Mining - Web Content Mining	1
5.2	Web Structure Mining- Page Rank	1
5.3	Web Structure Mining –Clever algorithm	1
5.4	Web Usage Mining- Preprocessing, Data structures	1

5.5	Web Usage Mining -Pattern Discovery, Pattern Analysis	1
5.6	Text Mining-Text Data Analysis and information Retrieval, Basic measures for Text retrieval	1
5.7	Text Retrieval methods, Text Indexing Techniques Query Processing Techniques	1

CST476	MOBILE COMPUTING	CATEGORY	L	T	P	CREDIT	YEAR OF INTRODUCTION
		PEC	2	1	0	3	2020

Preamble: The course is designed with the view of preparing the engineering students capable of understanding the communication protocols, various architectures and security features used in mobile computing. This course covers basics of mobile computing, architecture of wireless transmission systems and next generation networks. This course enables the learners to acquire advanced concepts on wireless communication systems and mobile ad-hoc networks.








Prerequisite: A sound knowledge of computer networks.

Course Outcomes: After the completion of the course the student will be able to

CO#	Course Outcomes
CO1	Explain the various mobile computing applications, services, design considerations and architectures (Cognitive knowledge: Understand)
CO2	Describe the various technology trends for next generation cellular wireless networks and use the spreading concept on data transmission (Cognitive knowledge: Apply)
CO3	Summarize the architecture of various wireless LAN technologies (Cognitive knowledge: Understand)
CO4	Identify the functionalities of mobile network layer and transport layer (Cognitive knowledge: Understand)
CO5	Explain the features of Wireless Application Protocol (Cognitive knowledge: Understand)
CO6	Interpret the security issues in mobile computing and next generation technologies (Cognitive knowledge: Understand)

Mapping of course outcomes with program outcomes

	PO1	PO2	PO3	PO4	PO5	PO6	PO7	PO8	PO9	PO10	PO11	PO12
CO1												
CO2												
CO3												
CO4												

CO5												
CO6												

The COs and CO -PO map shall be considered as suggestive only

Abstract POs defined by National Board of Accreditation			
PO#	Broad PO	PO#	Broad PO
PO1	Engineering Knowledge	PO7	Environment and Sustainability
PO2	Problem Analysis	PO8	Ethics
PO3	Design/Development of solutions	PO9	Individual and team work
PO4	Conduct investigations of complex problems	PO10	Communication
PO5	Modern tool usage	PO11	Project Management and Finance
PO6	The Engineer and Society	PO12	Life long learning

Assessment Pattern

Bloom's Category	Test 1 (%)	Test 2 (%)	End Semester Examination (%)
Remember	30	30	30
Understand	50	50	50
Apply	20	20	20
Analyse			
Evaluate			
Create			

Mark Distribution

Total Marks	CIE Marks	ESE Marks	ESE Duration
150	50	100	3

Continuous Internal Evaluation Pattern:

Attendance : **10 marks**

Continuous Assessment Test : **25 marks**

Continuous Assessment Assignment : **15 marks**

Internal Examination Pattern:

Each of the two internal examinations has to be conducted out of 50 marks. First series test shall be preferably conducted after completing the first half of the syllabus and the second series test shall be preferably conducted after completing remaining part of the syllabus. There will be two parts: Part A and Part B. Part A contains 5 questions (preferably, 2 questions each from the completed modules and 1 question from the partly completed module), having 3 marks for each question adding up to 15 marks for part A. Students should answer all questions from Part A. Part B contains 7 questions (preferably, 3 questions each from the completed modules and 1 question from the partly completed module), each with 7 marks. Out of the 7 questions, a student should answer any 5.

End Semester Examination Pattern:

There will be two parts; Part A and Part B. Part A contains 10 questions with 2 questions from each module, having 3 marks for each question. Students should answer all questions. Part B contains 2 questions from each module of which a student should answer any one. Each question can have maximum 2 sub-divisions and carries 14 marks.

Syllabus

Module - 1 (Mobile Computing Basics)

Introduction to mobile computing – Functions, Middleware and Gateways, Application and services. Mobile computing architecture – Internet: The Ubiquitous network, Three-tier architecture for Mobile Computing, Design considerations for mobile computing.

Module – 2 (Wireless Transmission and Communication Systems)

Spread spectrum – Direct sequence, Frequency hopping. Medium Access Control – Space Division Multiple Access (SDMA), Frequency Division Multiple Access (FDMA), Time Division Multiple Access (TDMA), Code Division Multiple Access (CDMA). Satellite Systems – Basics, Applications, Geostationary Earth Orbit (GEO), Low Earth Orbit (LEO), Medium Earth Orbit (MEO), Routing, Localization, Handover. Telecommunication Systems - Global System for Mobile Communication (GSM)

services, Architecture, Handover, Security.

Module – 3 (Wireless LANs)

Wireless LAN - Advantages, Design goals, Applications, Infrastructure Vs Ad-hoc mode, IEEE 802.11 System Architecture, Protocol Architecture, Physical layer, Medium Access Control layer, HIPERLAN-1, Bluetooth.

Module – 4 (Mobile Network and Transport Layer)

Mobile network layer – Mobile Internet Protocol (IP), Dynamic Host Configuration Protocol (DHCP), Mobile ad-hoc networks – Routing, Dynamic Source Routing (DSR), Destination Sequence Distance Vector (DSDV), Ad-hoc routing protocols. Mobile transport layer – Traditional Transmission Control Protocol (TCP), Improvements in Classical TCP. Wireless Application Protocol (WAP) - Architecture, Wireless Datagram Protocol (WDP), Wireless Transport Layer Security (WTLS), Wireless Transaction Protocol (WTP), Wireless Session Protocol (WSP).

Module – 5 (Mobile Security and Next Generation Networks)

Security issues in mobile computing - Information security, Security techniques and algorithms, Security models. Next generation networks - Orthogonal Frequency Division Multiplexing (OFDM), Wireless Asynchronous Transfer Mode (WATM), Multi Protocol Label Switching (MPLS), 10 pillars of 5G, Security for 5G communication.

Text Books

1. Asoke K. Talukder, Hasan Ahmad, Roopa R Yavagal, Mobile Computing Technology- Application and Service Creation, 2/e, McGraw Hill Education.
2. Jochen Schiller, Mobile Communications, Pearson Education Asia, 2008.
3. Jonathan Rodriguez, Fundamentals of 5G Mobile Networks, Wiley Publishers, 2015.

Reference Books

1. Raj Kamal, Mobile Computing, 2/e, Oxford University Press.
2. Andrew S. Tanenbaum, Computer Networks, PHI, 3/e, 2003
3. Theodore S. Rappaport, Wireless Communications Principles and Practice, 2/e, PHI, New Delhi, 2004.
4. Curt M. White, Fundamentals of Networking and Communication 7/e, Cengage learning.

Course Level Assessment Questions

Course Outcome 1 (CO1):

1. Give examples for five mobile computing applications.
2. Identify any three differences between middleware and gateways.

Course Outcome 2 (CO2):

1. There are four stations sending data 1,1,1,0 respectively. Station 3 receives station 1's

- data. Show the encoding, decoding and channel sharing mechanisms using CDMA.
2. Compare the influence of near/far effect and its countermeasures in TDMA and CDMA systems.

Course Outcome 3 (CO3):

1. Compare IEEE 802.11 and Bluetooth with respect to their ad-hoc capabilities.
2. Describe with neat sketch the major baseband states of a Bluetooth device.

Course Outcome 4 (CO4):

1. With the help of an example, show how routing process is handled by Dynamic Source Routing protocol.
2. Describe the major differences between AODV and the standard Distance Vector Routing algorithm. Why are extensions needed?
3. Simulate routing protocols using NS2.

Course Outcome 5 (CO5):

1. How does WAP push operation differ from pull operation?
2. With the help of a neat sketch explain the secure session establishment using WTLS.

Course Outcome 6 (CO6):

1. Explain the 3GPP security framework for mobile security.
2. Explain the features of policy-based security model.

Model Question Paper

QP CODE:

PAGES: 3

Reg No: _____

Name: _____

EIGHTH SEMESTER B.TECH DEGREE EXAMINATION, MONTH & YEAR

Course Code: CST476

Course Name : Mobile Computing

Max Marks: 100

Duration: 3 Hours

PART-A

(Answer All Questions. Each question carries 3 marks)

1. Explain the different types of middleware and gateways in the architecture of mobile computing.
2. Explain the major segments to support mobile computing functions.

3. Compare and contrast the satellite systems – GEO, LEO and MEO.
4. Assume all stations can hear all other stations. One station wants to transmit and senses the carrier idle. Why can a collision still occur after the start of transmission?
5. List any three advantages and disadvantages of wireless LANs.
6. Compare the features of infrastructure and ad-hoc networks.
7. Mention the basic purpose of DHCP. Also list the entities of DHCP.
8. Identify the benefits of location information for routing in ad-hoc networks.
9. List any six pillars of 5G.
10. How does multifactor security model provide security in a mobile network?

(10x3=30)**Part B****(Answer any one question from each module. Each question carries 14 Marks)**

11. (a) Describe the design considerations of three tier architecture of mobile computing. **(6)**
- (b) Explain any four functions and applications of mobile computing. **(8)**

OR

12. (a) Explain Internet-Ubiquitous networks mentioning the significance and functions of core, edge and access network. **(6)**
- (b) With the help of a neat sketch explain the three-tier architecture of mobile computing. **(8)**
13. (a) Check to see if the following set of chips can belong to an orthogonal system. **(6)**
 $[+1, +1, +1, +1]$, $[+1, -1, -1, +1]$, $[-1, +1, +1, -1]$, $[+1, -1, -1, +1]$
- (b) Summarize the routing and localization process in satellite systems. **(8)**

OR

14. (a) Apply Direct Sequence Spread Spectrum to the data 101 using Barker sequence 10110111000. Show the encoding and decoding steps. **(6)**
- (b) Describe the system architecture of GSM networks. **(8)**
15. (a) How is Quality-of-Service provided in Bluetooth? **(6)**

- (b) Explain the phases in Elimination-yield non-preemptive priority multiple access of HIPERLAN-1. (8)

OR

16. (a) Describe the protocol architecture of IEEE 802.11. (6)
- (b) Explain the Medium Access Control management features provided in an IEEE 802.11 station. (8)
17. (a) With the help of an example, show the routing table creation using Destination Sequence Distance Vector Routing protocol in mobile ad-hoc networks. (7)
- (b) Describe the router discovery methods used in mobile IP. (7)

OR

18. (a) Compare the features of flat routing and hierarchical routing. (6)
- (b) List the entities of a mobile IP. With the help of an example, explain how packet delivery is done to and from a fixed node. (8)
19. (a) How is orthogonality helpful in Orthogonal Frequency Division Multiplexing? (4)
- (b) Explain the functioning of Multi Protocol Label Switching technology. (10)

OR

20. (a) Describe the services of Wireless Asynchronous Transfer Mode. (6)
- (b) Explain the different security models in mobile computing. (8)

TEACHING PLAN

No	Contents	No.of Lecture Hrs (35 hrs)
Module – 1 (Mobile Computing Basics) (6 hrs)		
1.1	Introduction to mobile computing – Functions	1
1.2	Middleware and Gateways	1
1.3	Application and services	1
1.4	Internet: The Ubiquitous network	1

1.5	Three-tier architecture for Mobile Computing	1
1.6	Design considerations for mobile computing	1
Module – 2 (Wireless Transmission and Communication Systems) (8 hrs)		
2.1	Direct sequence spread spectrum, Frequency hopping spread spectrum	1
2.2	Space Division Multiple Access (SDMA), Frequency Division Multiple Access (FDMA)	1
2.3	Time Division Multiple Access (TDMA)	1
2.4	Code Division Multiple Access (CDMA)	1
2.5	Satellite Systems Basics, Applications, Geostationary Earth Orbit (GEO), Low Earth Orbit (LEO), Medium Earth Orbit (MEO)	1
2.6	Routing, Localization, Handover	1
2.7	Global System for Mobile Communication (GSM) services, Architecture	1
2.8	Handover, Security	1
Module - 3 (Wireless LANs) (7 hrs)		
3.1	Wireless LAN - Advantages, Design goals, Applications, Infrastructure Vs Ad-hoc mode	1
3.2	IEEE 802.11 System Architecture	1
3.3	Protocol Architecture	1
3.4	Physical layer	1
3.5	Medium Access Control layer	1
3.6	HIPERLAN-1	1
3.7	Bluetooth	1
Module - 4 (Mobile Network and Transport Layer) (8 hrs)		
4.1	Mobile Internet Protocol (IP), Dynamic Host Configuration Protocol (DHCP)	1
4.2	Mobile ad-hoc networks – Routing, Dynamic Source Routing (DSR)	1

4.3	Destination Sequence Distance Vector (DSDV)	1
4.4	Ad-hoc routing protocols	1
4.5	Traditional Transmission Control Protocol (TCP), Improvements in Classical TCP	1
4.6	Wireless Application Protocol (WAP) – Architecture, Wireless Datagram Protocol (WDP)	1
4.7	Wireless Transport Layer Security (WTLS)	1
4.8	Wireless Transaction Protocol (WTP), Wireless Session Protocol (WSP)	1
Module - 5 (Mobile Security and Next Generation Networks) (6 hrs)		
5.1	Information security, Security techniques	1
5.2	Security algorithms, Security models	1
5.3	Introduction to Next generation networks, Orthogonal Frequency Division Multiplexing (OFDM)	1
5.4	Wireless Asynchronous Transfer Mode (WATM)	1
5.5	Multi Protocol Label Switching (MPLS)	1
5.6	10 pillars of 5G, Security for 5G communication	1

SEMESTER VIII

PROGRAM ELECTIVE V

CST418	HIGH PERFORMANCE COMPUTING	CATEGORY	L	T	P	CREDIT	YEAR OF INTRODUCTION
		PEC	2	1	0	3	2020

Preamble: This course helps the learners to understand the different architectural features of high-end processors. This course discusses the Basics of high-end processors Architecture, Instruction-Level Parallelism, Data-Level Parallelism, Thread Level Parallelism, and GPU Architectures. This course enables the students to provide solutions to real-world problems making use of the capabilities of HPC systems.

Prerequisite: Basic knowledge in Computer System architecture, Microprocessors, Operating systems, and System software.

Course Outcomes: After the completion of the course the student will be able to

CO1	Describe different types of modern processing environments and parallel computing hardware (Cognitive Knowledge Level: Understand)
CO2	Summarize the concepts of Instruction Level Parallelism (Cognitive Knowledge Level: Understand)
CO3	Appreciate the idea of Data Level Parallelism (Cognitive Knowledge Level: Apply)
CO4	Demonstrate the concept of Thread Level Parallelism (Cognitive Knowledge Level: Apply)
CO5	Describe the basics of GPU architecture. (Cognitive Knowledge Level: Understand)

Mapping of course outcomes with program outcomes

	PO1	PO2	PO3	PO4	PO5	PO6	PO7	PO8	PO9	PO10	PO11	PO12
CO1	☺	☺										☺
CO2	☺	☺										☺
CO3	☺	☺	☺									☺
CO4	☺	☺	☺									☺
CO5	☺	☺										☺

The COs and CO -PO map shall be considered as suggestive only

Abstract POs defined by National Board of Accreditation			
PO#	Broad PO	PO#	Broad PO
PO1	Engineering Knowledge	PO7	Environment and Sustainability
PO2	Problem Analysis	PO8	Ethics
PO3	Design/Development of solutions	PO9	Individual and teamwork
PO4	Conduct investigations of complex problems	PO10	Communication
PO5	Modern tool usage	PO11	Project Management and Finance
PO6	The Engineer and Society	PO12	Life long learning

Assessment Pattern

Bloom's Category	Continuous Assessment Tests		End Semester Examination Marks (%)
	Test 1 (%)	Test 2 (%)	
Remember	20	20	20
Understand	50	50	50
Apply	30	30	30
Analyze			
Evaluate			
Create			

Mark Distribution

Total Marks	CIE Marks	ESE Marks.	ESE Duration
150	50	100	3

Continuous Internal Evaluation Pattern:

Attendance	10 marks
Continuous Assessment Tests (Average of Internal Tests 1 & 2)	25 marks
Continuous Assessment Assignment	15 marks

Internal Examination Pattern

Each of the two internal examinations have to be conducted out of 50 marks. The first series test shall be preferably conducted after completing the first half of the syllabus and the second series test shall be preferably conducted after completing the remaining part of the syllabus. There will be two parts: Part A and Part B. Part A contains 5 questions (preferably, 2 questions each from the completed modules and 1 question from the partly completed module), having 3 marks for each question adding up to 15 marks for part A. Students should answer all questions from Part A. Part B contains 7 questions (preferably, 3 questions each from the completed modules and 1 question from the partly completed module), each with 7 marks. Out of the 7 questions, a student should answer any 5.

End Semester Examination Pattern:

There will be two parts; Part A and Part B. Part A contains 10 questions with 2 questions from each module, having 3 marks for each question. Students should answer all questions. Part B contains 2 full questions from each module of which students should answer anyone. Each question can have a maximum of 2 sub-divisions and carries 14 marks.

Syllabus**Module-1 (Basics of Architecture)**

Classes of Computers - Classes of Parallelism and Parallel Architectures – Defining Computer Architecture – Dependability – Quantitative Principles of Computer Design – Basics of Memory Hierarchies – Virtual Memory and Virtual Machines – Pipelining

Module-2 (Instruction-Level Parallelism)

Instruction-Level Parallelism: Concepts and Challenges – Basic Compiler Techniques for Exposing ILP – Reducing Branch Costs With Advanced Branch Prediction – Hardware-Based Speculation – Multithreading: Exploiting Thread-Level Parallelism to Improve Uniprocessor Throughput

Module-3 (Data-Level Parallelism)

Vector Architecture – SIMD Instruction Set Extensions for Multimedia – Graphics Processing Units – Detecting and Enhancing Loop-Level Parallelism

Module-4 (Thread Level Parallelism)

Multiprocessor Architecture: Issues and Approach – Centralized Shared-Memory Architectures – Performance of Symmetric Shared-Memory Multiprocessors– Distributed Shared-Memory and Directory-Based Coherence – Synchronization: The Basics – Introduction to Memory Consistency

Module-5 (GPU Architectures)

The CPU-GPU system as an accelerated computational platform – The GPU and the thread engine – Characteristics of GPU memory spaces – The PCI bus: CPU to GPU data transfer overhead – Multi-GPU platforms – Potential benefits of GPU – accelerated platforms

Text Books

1. John L. Hennessy, David A. Patterson Computer Architecture, Sixth Edition A Quantitative Approach, Morgan Kaufman, Fifth Edition, 2012.
2. Robert Robey, Yuliana Zamora, Parallel and High-Performance Computing, Manning Publications, First Edition, 2021.

Reference Books

1. Thomas Sterling, Matthew Anderson, and MaciejBrodowicz, High-Performance Computing – Modern Systems and Practices, First Edition, 2017.
2. Charles Severance, Kevin Dowd,High-Performance Computing, O'Reilly Media, Second Edition, 1998.
3. Kai Hwang, Faye Alaye Briggs, Computer Architecture and Parallel Processing, McGraw-Hill, 1984.

Course Level Assessment Questions**Course Outcome 1 (CO1):**

1. Differentiate different classes of computer-based on features like microprocessor cost, system cost, and system design issues.
2. Explain the different methods by which computer hardware exploits application-level parallelism.
3. Explain in detail the instruction set architecture
4. Describe the encoding scheme specified as part of ISA

Course Outcome 2 (CO2):

1. Differentiate data, name, and control dependencies with suitable examples.
2. Explain loop unrolling with suitable coding demonstration
3. Explain in detail about Tournament Predictors.
4. Describe the unique features of very long instruction word processors.

Course Outcome 3 (CO3):

1. What are the three things conveyed through a data dependence? Explain the Data Dependencies of the following code:

```

Loop: fld    f0,0(x1)    //f0=array element
      fadd.d f4,f0,f2    //add scalar in f2
      fsd    f4,0(x1)    //store result
      addi   x1,x1,-8    //decrement pointer 8 bytes
      bne   x1,x2,Loop  //branch x1≠x2

```

2. Assume a single-issue pipeline. Unroll the loop as many times as necessary to schedule it without any stalls, collapsing the loop overhead instructions. How many times must the loop be unrolled? Show the instruction schedule. What is the execution time per element of the result?
3. Explain the SIMD Instruction Set Extensions for Multimedia.

Course Outcome 4 (CO4):

1. With the help of a neat diagram illustrate a single-chip multicore with a distributed cache.
2. Demonstrate the Implementation of cache coherence in a distributed-memory multiprocessor by adding a directory to each node with a suitable diagram.
3. Consider the following code segments running on two processors P1 and P2. Assume A, and B, are initially 0. Explain how an optimizing compiler might make it impossible for B to be ever set to 2 in a sequentially consistent execution model.

P1:	P2:
A=1;	B=1;
A=2;	While (A <> 1);
While (B == 0);	B= 2;

Course Outcome 5 (CO5):

1. Explain the benefits of potential GPU.
2. Illustrate GPU system as an accelerated computational platform.
3. Discuss CPU to GPU data transfer overhead.

Model Question Paper

QP CODE:

Reg No: _____

Name: _____

PAGES : 4

EIGHTH SEMESTER B.TECH DEGREE EXAMINATION, MONTH & YEAR

Course Code: CST418

Course Name: High Performance Computing

Max. Marks : 100

Duration: 3 Hours

PART A

Answer All Questions. Each Question Carries 3 Marks

1. Differentiate between Data level parallelism and Task level parallelism
2. Explain the principle of locality
3. Define Instruction Level Parallelism with an example.
4. Devise the importance of loop unrolling with an example.
5. What is the equation of CPI (cycles per instruction) for a pipelined processor? How can we set the ideal pipeline CPI?
6. Explain the two types of name dependencies between an instruction i that precedes instruction j in program order.
7. Differentiate between module reliability and module availability measures with suitable examples.
8. Why SMP architectures are called UMA multiprocessors and DSM multiprocessors as NUMA processors.

9. Explain the need for GPU.
10. List the characteristics of GPU memory spaces.

3x10=30

Part B

(Answer any one question from each module. Each question carries 14 Marks)

11. (a) Describe the quantitative principle of computer design with Amdahl's law. (8)
- (b) Discuss in detail the importance of considering processor performance for the design of an efficient computer system. (6)

OR

12. (a) Illustrate how processes are protected with the help of virtual memory. (7)
- (b) Discuss the role played by virtual machines in providing protection for processes. (7)
13. (a) Explain in detail data dependence and hazards. (8)
- (b) With neat sketches explain how data-level parallelism is achieved in vector, and SIMD architectures. (6)

OR

14. (a) Describe the unique features of very long instruction word processors. (8)
- (b) Consider a three-way superscalar machine renaming these three instructions concurrently: (6)

```
addi x1, x1, x1
addi x1, x1, x1
addi x1, x1, x1
```

If the value of x1 starts at 5, then what will be its value when after this sequence is executed?

15. (a) The following loop has multiple types of dependences. Find all the true dependences, output dependencies, and anti-dependencies, and eliminate the output dependencies and anti-dependencies by renaming. (8)

```

for (i=0; i<100; i=i+1) {
    Y[i] = X[i] / c; /* S1 */
    X[i] = X[i] + c; /* S2 */
    Z[i] = Y[i] + c; /* S3 */
    Y[i] = c - Y[i]; /* S4 */
}

```

- (b) Describe the limitations of Symmetric Shared-Memory Multiprocessors and Snooping Protocols (6)

OR

16. (a) Demonstrate the different types of hardware approaches required for the working of multithreading. (8)

- (b) Consider the following loop: (6)

```

for (i=0; i < 100; i++) {
    A[i] = A[i] + B[i]; /* S1 */
    B[i+1] = C[i] + D[i]; /* S2 */
}

```

Are there exist dependencies between S1 and S2? Determine whether the above loop is parallel? If not, show how to make it parallel.

17. (a) Consider an 8-processor multicore where each processor has its own L1 and L2 caches. Here snooping is performed on a shared bus among the L2 caches. Assume that the average L2 request is 15 cycles for a coherence miss or other miss and a clock rate of 3.0 GHz, a CPI of 0.7, and a load/store frequency of 40%. If the goal set is that no more than 50% of the L2 bandwidth is consumed by coherence traffic, then what is the maximum coherence miss rate per processor? (8)

- (b) Explain the basic structure of a centralized shared-memory multiprocessor (6)

based on a multicore chip.

OR

18. (a) Suppose an application running on a 100-processor multiprocessor use 1, 50, or 100 processors. If for 95% of the time all 100 processors are used, illustrate how the remaining 5% of the execution time employs 50 processors for a speedup of 80? **(6)**
- (b) With a neat diagram, demonstrate invalidate cache coherence protocol for a private write-back cache, showing the states and state transitions for each block in the cache. **(8)**
19. (a) Explain the multi-GPU platform. **(8)**
- (b) Explain some of the benefits of GPU. **(6)**

OR

20. (a) Discuss in detail the characteristics of GPU memory spaces. **(8)**
- (b) Explain about GPU thread engine. **(6)**

Teaching Plan

No	Contents	No. of Lecture Hours (36 hrs)
Module 1 - Basics of Architecture (7 hours)		
1.1	Classes of Computers	1 hour
1.2	Classes of Parallelism and Parallel Architectures	1 hour
1.3	Dependability	1 hour
1.4	Quantitative Principles of Computer Design.	1 hour

1.5	Basics of Memory Hierarchies	1 hour
1.6	Virtual Memory and Virtual Machines	1 hour
1.7	Pipelining	1 hour
Module -2 (Introduction to Syntax Analysis) (7 hours)		
2.1	Instruction-Level Parallelism: Concepts and Challenges	1 hour
2.2	Basic Compiler Techniques for Exposing ILP	1 hour
2.3	Reducing Branch Costs With Advanced Branch Prediction	1 hour
2.4	Hardware-Based Speculation	1 hour
2.5	Multithreading	1 hour
2.6	Exploiting Thread-Level Parallelism to Improve Uniprocessor Throughput – Lecture 1.	1 hour
2.7	Exploiting Thread-Level Parallelism to Improve Uniprocessor Throughput – Lecture 2.	1 hour
Module- 3 - Data-Level Parallelism (7 hours)		
3.1	Vector Architecture -Lecture 1	1 hour
3.2	Vector Architecture -Lecture 2	1 hour
3.3	SIMD Instruction Set Extensions for Multimedia – Lecture 1	1 hour
3.4	SIMD Instruction Set Extensions for Multimedia – Lecture 2	1 hour
3.5	Graphics Processing Units	1 hour
3.6	Detecting and Enhancing Loop-Level Parallelism – Lecture 1	1 hour
3.7	Detecting and Enhancing Loop-Level Parallelism – Lecture 2	1 hour
Module 4– Thread Level Parallelism (8 hours)		
4.1	Multiprocessor Architecture: Issues and Approach	1 hour
4.2	Centralized Shared-Memory Architectures – Lecture 1	1hour
4.3	Centralized Shared-Memory Architectures – Lecture 2	1hour
4.4	Performance of Symmetric Shared-Memory Multiprocessors	1hour
4.5	Distributed Shared-Memory	1hour
4.6	Directory-Based Coherence	1hour
4.7	Synchronization	1hour

4.8	Introduction to Memory Consistency	1hour
Module 5 – GPU Architectures (7 hours)		
5.1	The CPU-GPU system as an accelerated computational platform	1 hour
5.2	The GPU and the thread engine – Lecture 1	1 hour
5.3	The GPU and the thread engine – Lecture 2	1 hour
5.4	Characteristics of GPU memory spaces	1hour
5.5	PCI bus: CPU to GPU data transfer overhead	1hour
5.6	Multi-GPU platforms	1hour
5.7	Potential benefits of GPU-accelerated platforms	1hour

CST428	BLOCKCHAIN TECHNOLOGIES	CATEGORY	L	T	P	CREDIT	YEAR OF INTRODUCTION
		PEC	2	1	0	3	2020

Preamble: The purpose of this course is to create awareness and understanding among students on the foundation of blockchain technology. The course introduces the cryptographic principles behind blockchain and helps the students understand concepts like consensus, crypto-currency, smart contracts, use cases etc. The course enables students to develop simple decentralized applications using blockchain networks such as Ethereum.

Prerequisite: Basic knowledge in data structures and operating systems.

Course Outcomes: After the completion of the course the student will be able to

CO1	Illustrate the cryptographic building blocks of blockchain technology. (Cognitive Knowledge Level: Understand)
CO2	Explain the fundamental concepts of blockchain technology. (Cognitive Knowledge Level: Understand)
CO3	Summarize the classification of consensus algorithms. (Cognitive Knowledge Level: Understand)
CO4	Explain the concepts of first decentralized cryptocurrency bitcoin. (Cognitive Knowledge Level: Understand)
CO5	Explain the use of smart contracts and its use cases. (Cognitive Knowledge Level: Understand)
CO6	Develop simple applications using Solidity language on Ethereum platform. (Cognitive Knowledge Level: Apply)

Mapping of course outcomes with program outcomes

	PO1	PO2	PO3	PO4	PO5	PO6	PO7	PO8	PO9	PO10	PO11	PO12
CO1												
CO2												

CO3												
CO4												
CO5												
CO6												

The COs and CO -PO map shall be considered as suggestive only

Abstract POs defined by National Board of Accreditation			
PO#	Broad PO	PO#	Broad PO
PO1	Engineering Knowledge	PO7	Environment and Sustainability
PO2	Problem Analysis	PO8	Ethics
PO3	Design/Development of solutions	PO9	Individual and team work
PO4	Conduct investigations of complex problems	PO10	Communication
PO5	Modern tool usage	PO11	Project Management and Finance
PO6	The Engineer and Society	PO12	Life long learning

Assessment Pattern

Bloom's Category	Continuous Assessment Tests		End Semester Examination Marks (%)
	Test 1 (%)	Test 2 (%)	
Remember	30	30	30
Understand	50	50	50
Apply	20	20	20
Analyze			
Evaluate			
Create			

Mark Distribution

Total Marks	CIE Marks	ESE Marks	ESE Duration
150	50	100	3

Continuous Internal Evaluation Pattern:

Attendance	10 marks
Continuous Assessment Tests(Average of Internal Tests 1 & 2)	25 marks
Continuous Assessment Assignment	15 marks

Internal Examination Pattern

Each of the two internal examinations has to be conducted out of 50 marks. First series test shall be preferably conducted after completing the first half of the syllabus and the second series test shall be preferably conducted after completing remaining part of the syllabus. There will be two parts: Part A and Part B. Part A contains 5 questions (preferably, 2 questions each from the completed modules and 1 question from the partly completed module), having 3 marks for each question adding up to 15 marks for part A. Students should answer all questions from Part A. Part B contains 7 questions (preferably, 3 questions each from the completed modules and 1 question from the partly completed module), each with 7 marks. Out of the 7 questions, a student should answer any 5.

End Semester Examination Pattern:

There will be two parts; Part A and Part B. Part A contains 10 questions with 2 questions from each module, having 3 marks for each question. Students should answer all questions. Part B contains 2 full questions from each module of which student should answer any one. Each question can have maximum 2 sub-divisions and carries 14 marks.

Syllabus**Module – 1 (Fundamentals of Cryptography)**

Introduction to Cryptography, Symmetric cryptography – AES. Asymmetric cryptography – RSA. Elliptic curve cryptography, Digital signatures – RSA digital signature algorithms. Secure Hash Algorithms – SHA-256. Applications of cryptographic hash functions – Merkle trees, Distributed hash tables.

Module – 2 (Fundamentals of Blockchain Technology)

Blockchain – Definition, architecture, elements of blockchain, benefits and limitations, types of blockchain. Consensus – definition, types, consensus in blockchain.

Decentralization – Decentralization using blockchain, Methods of decentralization, Routes to decentralization, Blockchain and full ecosystem decentralization.

Module - 3 (Consensus Algorithms and Bitcoin)

Consensus Algorithms, Crash fault-tolerance (CFT) algorithms – Paxos, Raft. Byzantine fault-tolerance (BFT) algorithms – Practical Byzantine Fault Tolerance (PBFT), Proof of work (PoW), Proof of stake (PoS), Types of PoS.

Bitcoin – Definition, Cryptographic keys – Private keys, public keys, addresses. Transactions – Lifecycle, coinbase transactions, transaction validation. Blockchain – The genesis block.

Mining – Tasks of miners, mining algorithm, hash rate. Wallets – Types of wallets.

Module - 4 (Smart Contracts and Use cases)

Smart Contracts – Definition, Smart contract templates, Oracles, Types of oracles, Deploying smart contracts. Decentralization terminology – Decentralized applications, Decentralized Autonomous Organizations.

Use cases of Blockchain technology – Government, Health care, Finance, Supply chain management.

Blockchain and allied technologies – Blockchain and Cloud Computing, Blockchain and Artificial Intelligence.

Module - 5 (Ethereum and Solidity)

Ethereum – The Ethereum network. Components of the Ethereum ecosystem – Keys and addresses, Accounts, Transactions and messages. The Ethereum Virtual Machine, Blocks and blockchain.

The Solidity language – The layout of a Solidity source code, Structure of a smart contract, variables, data types, control structures, events, inheritance, libraries, functions, error handling.

Smart contracts Case study: Voting, Auction.

Text Book

1. Imran Bashir, Mastering Blockchain: A deep dive into distributed ledgers, consensus protocols, smart contracts, DApps, cryptocurrencies, Ethereum, and more, Packt Publishing, Third edition, 2020.

References

2. Ritesh Modi, Solidity Programming Essentials: A beginner's guide to build smart contracts for Ethereum and blockchain, Packt Publishing, First edition, 2018.
3. Kumar Saurabh, Ashutosh Saxena, Blockchain Technology: Concepts and Applications, First Edition, Wiley Publications, First edition, 2020.
4. Chandramouli Subramanian, Asha A George, et al, Blockchain Technology, Universities Press (India) Pvt. Ltd, First edition, August 2020.

5. Lorne Lantz, Daniel Cawrey, Mastering Blockchain: Unlocking the Power of Cryptocurrencies, Smart Contracts, and Decentralized Applications, O'Reilly Media, First edition, 2020.
6. Andreas M. Antonopoulos, Gavin Wood, Mastering Ethereum: Building Smart Contracts and DApps, O'Reilly Media, First edition, 2018.

Course Level Assessment Questions

Course Outcome 1 (CO1):

1. Distinguish between Symmetric cryptography and asymmetric cryptography.
2. Explain the working of AES algorithm.

Course Outcome 2 (CO2):

1. Categorize consensus mechanism used in blockchain.
2. Define Blockchain. Explain how decentralization of computing or processing power is achieved by a blockchain.

Course Outcome 3 (CO3):

1. Explain how Proof of Stake can achieve consensus among peers.
2. Explain the working of Raft protocol.

Course Outcome 4 (CO4):

1. Describe the use of genesis block.
2. Explain the mining algorithm used in bitcoin.

Course Outcome 5 (CO5):

1. Illustrate how blockchain technology can be used in supply chain management.
2. What are oracles in a blockchain ecosystem? Explain the generic data flow from a smart contract to an oracle.

Course Outcome 6 (CO6):

1. Develop a smart contract for voting process. In this application, delegated voting is allowed and the counting is automatic and completely transparent at the same time.
2. Develop a smart contract for auction process. The contract should be a blind auction where it is not possible to see the actual bid until the bidding period ends.

Model Question Paper

QP CODE:

Reg No: _____

Name: _____

PAGES : 2

EIGHTH SEMESTER B.TECH DEGREE EXAMINATION, MONTH & YEAR

Course Code: CST428

Course Name: BLOCK CHAIN TECHNOLOGIES

Max. Marks : 100

Duration: 3 Hours

PART A

Answer All Questions. Each Question Carries 3 Marks

1. Discuss the role of secure hash functions in blockchain.
2. List out the properties of digital signatures.
3. Illustrate the blockchain based decentralized system.
4. Explain how Proof of Stake can achieve consensus among peers.
5. If your blockchain network has 5 Byzantine nodes, what is the minimum number of nodes that are required to ensure Byzantine fault tolerance using PBFT protocol?
6. How are transactions verified in a Bitcoin network?
7. Explain how smart contracts can be used for enforcing agreements between parties in the form of business logic.
8. Explain the concept of blockchain-based digital identity cards.
9. Explain error handling in Solidity language.

10. With the help of a figure show the relationship between the transaction, transaction trie, and block header in Ethereum. (10x3=30)

Part B

(Answer any one question from each module. Each question carries 14 Marks)

11. (a) Explain the design of SHA-256 and its compression function using a diagram. (9)
- (b) Explain how hash functions are used to build Merkle trees in blockchain. (5)

OR

12. (a) Explain public and private keys. Perform encryption and decryption using RSA for $p=3$, $q=11$, $e=7$ and $M=5$. (7)
- (b) Explain elliptic curve digital signature algorithm. (7)
13. (a) Illustrate and explain how blockchain works using a neat diagram. (7)
- (b) Explain the benefits, features and limitations of blockchain. (7)

OR

14. (a) Explain consensus mechanisms used in blockchain. List out any six consensus algorithms used in the context of blockchain. (7)
- (b) Define blockchain. Explain how decentralization of computing or processing power is achieved by a blockchain. (7)
15. (a) Explain and illustrate how Paxos protocol can be used to achieve consensus. (7)
- (b) Show how Practical Byzantine Fault Tolerance can achieve consensus in the presence of Byzantine faults. (7)

OR

16. (a) Describe the various fields that make up a transaction in Bitcoin. (7)
- (b) What is the role of a Bitcoin miner? Explain the mining algorithm used in (7)

Bitcoin with the help of a flowchart.

17. (a) Illustrate how blockchain technology can be implemented in finance sector. (7)
- (b) Discuss oracles in a blockchain ecosystem. Explain the generic data flow from a smart contract to an oracle. (7)

OR

18. (a) Explain the design process of decentralized applications with diagrams. (7)
- (b) Explain the use of blockchain technology in supply chain management. (7)
19. (a) Using Solidity language, create a simple bank contract that allows a user to deposit, withdraw and view balance. (7)
- (b) Define block difficulty. Explain how block difficulty is adjusted in Ethereum blockchain network. (7)

OR

20. (a) Using Solidity language, create a simple voting smart contract where a chairperson will give the right to vote to each address individually. (7)
- (b) Explain the concept of Gas in Ethereum. Explain how transaction cost can be calculated in an Ethereum blockchain network. (7)

Teaching Plan

No	Contents	No. of Lecture Hours (35 hours)
Module-1 (Fundamentals of Cryptography) (7 hours)		
1.1	Introduction to cryptography	1 hour
1.2	Symmetric cryptography, AES	1 hour
1.3	Asymmetric cryptography, RSA	1 hour
1.4	Elliptic curve cryptography	1 hour
1.5	Digital signatures – RSA digital signature algorithm	1 hour
1.6	Secure Hash Algorithms – SHA-256	1 hour
1.7	Applications of cryptographic hash functions – Merkle trees, Distributed hash tables	1 hour
Module-2 (Fundamentals of Blockchain Technology) (6 hours)		
2.1	Blockchain – definition and architecture	1 hour
2.2	Elements of blockchain.	1 hour
2.3	Blockchain – benefits and limitations, types.	1 hour
2.4	Consensus – definition, types, consensus in blockchain	1 hour
2.5	Decentralization using blockchain, Methods of decentralization	1 hour
2.6	Routes to decentralization, Blockchain and full ecosystem decentralization	1 hour
Module-3 (Consensus Algorithms and Bitcoin) (7 hours)		
3.1	Consensus Algorithms – Crash fault-tolerance (CFT) algorithms – Paxos, Raft (working is expected).	1 hour
3.2	Byzantine fault-tolerance (BFT) algorithms – Practical Byzantine Fault Tolerance (PBFT) (working is expected).	1 hour
3.3	Proof of work (PoW), Proof of stake (PoS), Types of PoS	1 hour
3.4	Bitcoin – Definition, Cryptographic keys – Private keys, public keys, addresses.	1 hour
3.5	Transactions – Lifecycle, coinbase transactions, transaction validation	1 hour

3.6	Blockchain – The genesis block. Mining – Tasks of miners	1 hour
3.7	Mining – mining algorithm, hash rate. Wallets – Types of wallets.	1 hour
Module-4 (Smart Contracts and Use cases) (6 hours)		
4.1	Smart Contracts – Definition, Smart contract templates	1 hour
4.2	Oracles, Types of oracles, Deploying smart contracts.	1 hour
4.3	Decentralization terminology –Decentralized applications, Decentralized Autonomous Organizations.	1 hour
4.4	Use cases of Blockchain technology – Government, Health care.	1 hour
4.5	Use cases of Blockchain technology – Finance, Supply chain management.	1 hour
4.6	Blockchain and Allied Technologies – Blockchain and Cloud Computing, Blockchain and Artificial Intelligence.	1 hour
Module-5 (Ethereum and Solidity) (9 hours)		
5.1	Ethereum - The Ethereum network, Components of the Ethereum ecosystem – Keys and addresses, Accounts	1 hour
5.2	Components of the Ethereum ecosystem – Transactions and messages	1 hour
5.3	The Ethereum Virtual Machine	1 hour
5.4	Ethereum Blocks and blockchain	1 hour
5.5	The Solidity language – The layout of a Solidity source code, Structure of a smart contract, variables, data types	1 hour
5.6	The Solidity language – control structures, events, inheritance, libraries	1 hour
5.7	The Solidity language – functions, error handling.	1 hour
5.8	Smart contracts Case study: Voting.	1 hour
5.9	Smart contracts Case study: Auction.	1 hour

CST438	IMAGE PROCESSING TECHNIQUE	CATEGORY	L	T	P	CREDIT	YEAR OF INTRODUCTION
		PEC	2	1	0	3	2020

Preamble: This course helps the learners understand the core concepts and applications of Digital Image Processing. It covers Digital Image Fundamentals, Image Transforms, Image Enhancement in Spatial and Frequency Domain, Image Restoration & Image Segmentation and Morphological Operations & Representation and Description. The learners will be able to develop new algorithms, tools, and application software for real-world applications involving image processing.

Prerequisite: A basic knowledge of Computer Graphics and Image representation

Course Outcomes: After the completion of the course, the student will be able to

CO1	Explain the concepts of image formation and the basis of digital image processing. (Cognitive Knowledge Level: Understand)
CO2	Demonstrate the role of image transforms in representing, highlighting, and modifying image features. (Cognitive Knowledge Level: Apply)
CO3	Solve image enhancement problems using spatial and frequency domain techniques. (Cognitive Knowledge Level: Apply)
CO4	Make use of the concept of image restoration and image segmentation techniques in real-world problems. (Cognitive Knowledge Level: Apply)
CO5	Interpret morphological operations, image representation, and description techniques. (Cognitive Knowledge Level: Understand)

Mapping of course outcomes with program outcomes

	PO1	PO2	PO3	PO4	PO5	PO6	PO7	PO8	PO9	PO10	PO11	PO12
CO1	☑	☑										☑
CO2	☑	☑			☑							☑
CO3	☑	☑	☑									☑
CO4	☑	☑	☑	☑	☑	☑						☑
CO5	☑	☑										☑

The COs and CO -PO map shall be considered as suggestive only

Abstract POs defined by National Board of Accreditation			
PO#	Broad PO	PO#	Broad PO
PO1	Engineering Knowledge	PO7	Environment and Sustainability
PO2	Problem Analysis	PO8	Ethics
PO3	Design/Development of solutions	PO9	Individual and teamwork
PO4	Conduct investigations of complex problems	PO10	Communication
PO5	Modern tool usage	PO11	Project Management and Finance
PO6	The Engineer and Society	PO12	Life long learning

Assessment Pattern

Bloom's Category	Continuous Assessment Tests		End Semester Examination Marks (%)
	Test 1 (%)	Test 2 (%)	
Remember	30	30	30
Understand	40	40	40
Apply	30	30	30
Analyze			
Evaluate			
Create			

Mark Distribution

Total Marks	CIE Marks	ESE Marks	ESE Duration
150	50	100	3

Continuous Internal Evaluation Pattern:

Attendance	10 marks
Continuous Assessment Tests (Average of Internal Tests 1 & 2)	25 marks
Continuous Assessment Assignment	15 marks

Internal Examination Pattern

Each of the two internal examinations has to be conducted out of 50 marks. The first series test shall be preferably conducted after completing the first half of the syllabus and the second series test shall be preferably conducted after completing the remaining part of the syllabus. There will be two parts: Part A and Part B. Part A contains 5 questions (preferably, 2 questions each from the completed modules and 1 question from the partly completed module), having 3 marks for each question adding up to 15 marks for part A. Students should answer all questions from Part A. Part B contains 7 questions (preferably, 3 questions each from the completed modules and 1 question from the partly completed module), each with 7 marks. Out of the 7 questions, a student should answer any 5.

End Semester Examination Pattern:

There will be two parts; Part A and Part B. Part A contains 10 questions with 2 questions from each module, having 3 marks for each question. Students should answer all questions. Part B contains 2 full questions from each module of which students should answer anyone. Each question can have a maximum 2 subdivisions and carries 14 marks.

Syllabus**Module – 1 (Digital Image Fundamentals)**

Elements of Visual Perception, A Simple Image Formation Model. Spatial and Intensity Resolution. Image Interpolation. Classification of Digital Images. Image Types. Image Storage Mechanisms. Arithmetic and Logical Operations. Geometric Spatial Transformations and Image Registration. Image File Formats. Colour Fundamentals and Colour Models.

Module - 2 (Image Transforms)

Basic concept of spatial domain and frequency domain, Unitary transform, Discrete Fourier Transform- 2D DFT, 4 order DFT Transform coefficients, Forward and inverse transform, Discrete Cosine Transform- 2D DCT, 4 order DCT Transform Coefficients(No derivation needed), Forward and Inverse DCT, Hadamard Transform.

Module - 3 (Image Enhancement in Spatial and Frequency Domain)

Point operations- Clipping and Thresholding, Digital Negative, Intensity Level Slicing, Bit Extraction, Range Compression. Spatial Operations- Fundamentals of spatial convolution and

correlation, Spatial averaging and spatial Low pass filtering, Directional Smoothing, Median Filtering, Unsharp masking and Crispening.

Basics of Filtering in Frequency Domain, Filters, Smoothing Frequency Domain Filters- Sharpening Frequency Domain Filters

Module - 4 (Image Restoration & Image Segmentation)

Image degradation model, Noise models, Mean Filters, Order Statistic filter, Adaptive filters. Edge Detection, gradient operators, Laplace operators and zero crossings. Thresholding, Basic Global Thresholding, Optimum global thresholding using Otsu method, Multiple thresholds, Variable thresholding, Multivariable thresholding. Region-Based Approach to Segmentation.

Module - 5 (Morphological Operations & Representation and Description)

Structuring Element, Dilation and Erosion, Opening and Closing, Hit or Miss Transformation.

Boundary Following. Chain Codes. Polygonal Approximation. Boundary Descriptors. Regional Descriptors. Relational Descriptors.

Text Books

1. Rafael C. Gonzalez, Richard E. Woods, Digital Image Processing (English) 3rd Edition, Pearson India, 2013
2. A K. Jain, Fundamentals of digital image processing, Prentice Hall of India, 1989.

Reference Books

1. Al Bovik, The Essential Guide to Image Processing, Academic Press, 2009.
2. Milan Sonka, Vaclav Hlavac and Roger Boyle, Image Processing, Analysis, and Machine Vision, Thomson Learning, 2008.
3. S Jayaraman, S Esakkirajan and T Veerakumar, Digital Image Processing, McGraw Hill Education, 2009.

Course Level Assessment Questions

Course Outcome1 (CO1) :

1. Find the number of bits required to store a 256 X 256 image with 32 gray levels.
2. Explain the reasons for blocking artifacts and false contours in an image.

Course Outcome 2 (CO2) :

1. Compare different image transforms based on their roles, properties and applications.
2. Compute the inverse 2D DFT of the transform coefficients $F(k,l)$ given below.

$$F(k, l) = \begin{pmatrix} 64 & 0 & 0 & 0 \\ 0 & 0 & 0 & 0 \\ 0 & 0 & 0 & 0 \\ 0 & 0 & 0 & 0 \end{pmatrix}$$

3. Use Discrete Fourier transform to construct 2D DFT for a 4x4 image given below. Assume that indices start from (0,0)

6	6	6	6
6	6	6	6
6	6	6	6
6	6	6	6

Course Outcome 3 (CO3) :

1. Perform intensity level slicing on the 3 BPP (Bit Per Pixel) image. Let $r_1=3$ and $r_2=5$. Draw the modified image with/without background transformations.

$$\begin{bmatrix} 2 & 1 & 2 & 2 & 1 \\ 2 & 3 & 4 & 5 & 2 \\ 6 & 2 & 7 & 6 & 0 \\ 2 & 6 & 6 & 5 & 1 \\ 0 & 3 & 2 & 2 & 1 \end{bmatrix}$$

2. Let $y(m) = \{2,3,8,4,2\}$. Obtain the median filter output for the window $W = [-1,0,1,2]$ and show how salt and pepper noise is reduced.
3. Consider a 3*3 spatial mask that averages the four closest neighbors of a point(x,y), but excludes the point itself from the average.

(a) Find the equivalent filter $H(u,v)$ in the frequency domain.

(b) Show that $H(u,v)$ is a lowpass filter (ASSIGNMENT)

Course Outcome 4 (CO4) :

1. Compare Region and Edge-based techniques in segmentation.

2. Consider a noisy image that is restored using arithmetic mean filter of size 3x3 and using the geometric mean filter of the same size. Which image will be less blurred and why?
3. Suppose that you want to help a radiologist to extract the tumor portion from an MRI image for volumetric analysis. This volumetric analysis determines the effect of treatment on the patient, which can be judged from the extracted size and shape of the abnormal portion. Manual tracing of the tumor regions is very difficult since the tumor portion on the MRI image is inhomogeneous, with complex shapes and ambiguous boundaries. Suggest a sequence of steps that you may use to automate this process as an image processing student. (ASSIGNMENT)

Course Outcome 5 (CO5) :

4. Explain the significance of structuring elements in morphological operations with example.
5. Explain how chain codes are used to represent boundaries of a region with examples.

Model Question Paper**QP CODE:****Reg No:** _____**Name:** _____**PAGES : 4****EIGHTH SEMESTER B.TECH DEGREE EXAMINATION, MONTH & YEAR****Course Code: CST438****Course Name: IMAGE PROCESSING TECHNIQUE****Max. Marks : 100****Duration: 3 Hours****PART A****Answer All Questions. Each Question Carries 3 Marks**

1. Give an image representation model and describe how the representation changes in different types of images.
2. Describe any three types of color models.
3. Obtain the HADAMARD basis matrix for $N=8$.
4. Prove that DFT is a unitary transform.
5. Sketch perspective plot of a 2-D ideal low pass filter transfer function and filter cross-section. List its usefulness in Image enhancement.
6. Explain the significance of directional smoothing technique.
7. Specify the significance of the Zero crossing detector.
8. Describe region growing technique for image segmentation.
9. Define 'Structuring Element' used in morphological operations. Give samples for Structuring Elements.
10. Explain image boundary representation using polygonal approximation.

(10x3=30)**Part B****(Answer any one question from each module. Each question carries 14 Marks)**

11. (a) Explain a Simple Image Formation Model with the help of a neat diagram. (7)
- (b) Explain the relationship between image size, spatial resolution, and image quality. Compare gray level and intensity resolution. (7)

OR

12. (a) Describe arithmetic, logical and geometrical operations on Image. (7)

- (b) Explain the significance of image interpolation and describe its various types. (7)
13. (a) State the advantages of Discrete Cosine Transform over Discrete Fourier Transform. (4)
- (b) You are given a 4 X 4 image patch. Compute 2D DCT for the image patch. Reconstruct the original image patch by neglecting the last four coefficients in 2D DCT. Comment on the observed result. (10)

$$\begin{bmatrix} 12 & 4 & 2 & 6 \\ 5 & 10 & 12 & 24 \\ 6 & 8 & 10 & 12 \\ 14 & 12 & 8 & 10 \end{bmatrix}$$

OR

14. (a) Discuss the concept of sequency in Hadamard transform. (4)
- (b) Find the 2D forward DFT of the image segment (10)
- $$\begin{matrix} 1 & 1 & 1 & 1 \\ 1 & 1 & 1 & 1 \\ 1 & 1 & 1 & 1 \end{matrix}$$
- Prove the unitary property of the given image segment.
15. (a) Explain the output and application of the following point processing techniques (9)
- (i) Range Compression (ii) Bit Extraction (iii) Thresholding
- (b) State and explain the features of median filtering. Compute the output of the median filtering for $Y(m) = \{2, 4, 8, 3, 2\}$, $w = \{-1, 0, 1, 2\}$ where $Y(m)$ is an array and w is a window. (5)

OR

16. (a) Describe the role of Unsharp masking with its applications (4)
- (b) Explain and compare the basic frequency domain filters for image sharpening (10)
17. (a) A 4×4 image is given by (8)

$$\begin{matrix} 2 & 4 & 8 & 7 \\ 12 & 6 & 9 & 8 \\ 13 & 7 & 4 & 3 \\ 8 & 12 & 4 & 9 \end{matrix}$$

Filter the above image using

- (a) MIN filter (b) MAX filter using the filter mask

0 1 0

1 1 1

0 1 0

(Assume replicate padding of the input image)

- (b) Explain any two types of thresholding techniques. Describe the threshold detection algorithm using Otsu's method. (6)

OR

18. (a) Explain Image degradation model with the help of a neat diagram. (8)

- (b) Illustrate the split and merge algorithm for image segmentation using neat sketches. (6)

19. (a) Explain the purpose of morphological operations in digital image? Describe the opening and closing operations with examples. (7)

- (b) Illustrate Hit or Miss Transformation. (7)

OR

20. (a) Explain the concept of the chain coding scheme with its applications. (6)

- (b) Describe in detail any two boundary representation schemes and illustrate with examples. (8)

Teaching Plan

No	Contents	No. of Lecture Hours (36 hrs)
Module-1 (Digital Image Fundamentals) (7 hours)		
1.1	Elements of Visual Perception, A Simple Image Formation Model	1
1.2	Spatial and Intensity Resolution, Image Interpolation, Classification of Digital Image.	1
1.3	Image Types, Image Storage Mechanisms.	1
1.4	Arithmetic and Logical Operations.	1
1.5	Geometric Spatial Transformations and Image Registration.	1
1.6	Image File Formats.	1

1.7	Colour Fundamentals and Colour Models.	1
Module-2 (Image Transforms) (8 hours)		
2.1	Basic concept of spatial domain and frequency domain.	1
2.2	Need of Image Transform, Basic properties of unitary transform.	1
2.3	Discrete Fourier transform, Proof DFT is Unitary.	1
2.4	4 order DFT Transform coefficients (Derivation).	1
2.5	Problems (4 order DFT).	1
2.6	Discrete Cosine Transform- 2D DCT.	1
2.7	4 order DCT Transform Coefficients(No derivation needed).	1
2.8	Hadamard Transform.	1
Module-3 (Image Enhancement in spatial and frequency domain) (8 hours)		
3.1	Point operations- Clipping and Thresholding, Digital Negative. Intensity Level Slicing.	1
3.2	Bit Extraction, Range Compression + (Work out problems).	1
3.3	Spatial Operations-Fundamentals of spatial convolution and correlation.	1
3.4	Spatial averaging and spatial Low pass filtering, Directional Smoothing.	1
3.5	Median Filtering, Unsharp masking and Crispening.	1
3.6	Basics of Filtering in Frequency Domain.	1
3.7	Smoothing Frequency Domain Filters : Ideal Low Pass Filter; Gaussian Low Pass Filter; Butterworth Low Pass Filter;	1
3.8	Sharpening Frequency Domain Filters: Ideal High Pass Filter; Gaussian High Pass Filter; Butterworth High Pass filter.	1
Module-4 (Image Restoration & Image Segmentation) (6 hours)		
4.1	Image degradation model, Noise models.	1
4.2	Mean Filters – Order Statistic filter – Adaptive filters.	1
4.3	Edge Detection, Gradient operators, Laplace operators and zero crossings.	1

4.4	Thresholding- Basic Global Thresholding, Optimum global thresholding using Otsu method.	1
4.5	Multiple thresholds, Variable thresholding, Multivariable thresholding.	1
4.6	Region-Based Approach to Segmentation.	1
Module-5 (Morphological Operations & Representation and Description) (7 hours)		
5.1	Structuring Element. Dilation and Erosion,	1
5.2	Morphological Opening, Closing.	1
5.3	Hit or Miss Transformation.	1
5.4	Boundary Following. Chain Codes, Polygonal Approximation.	1
5.5	Boundary Descriptors.	1
5.6	Regional Descriptors.	1
5.7	Relational Descriptors.	1

CST448	INTERNET OF THINGS	CATEGORY	L	T	P	CREDIT	YEAR OF INTRODUCTION
		PEC	2	1	0	3	2020

Preamble: This course equips the learners with fundamental of the Internet of Things(IoT) and the IoT ecosystem. It covers the architecture of IoT, communication mechanisms, protocols, hardware, software, data analytics, and the cloud platforms for IoT. This course enables the students to design smart IoT applications for real world problems using Raspberry Pi.

Prerequisite: Basic knowledge in Data Communication, Computer Networks and Programming in Python

Course Outcomes: After the completion of the course the students will be able to

CO1	Outline the fundamentals of IoT and its underlying physical and logical architecture(Cognitive Knowledge Level: Understand)
CO2	Explain the hardware architectures for IoT (Cognitive Knowledge Level : Understand)
CO3	Outline the Network architectures for IoT(Cognitive Knowledge Level : Understand)
CO4	Implement data analytics on the IoT platforms (Cognitive Knowledge Level : Apply)
CO5	Appreciate the security considerations in IoT (Cognitive Knowledge Level : Understand)
CO6	Implement IoT applications using the available hardware and software. (Cognitive Knowledge Level : Apply)

Mapping of course outcomes with program outcomes

	PO1	PO2	PO3	PO4	PO5	PO6	PO7	PO8	PO9	PO10	PO11	PO12
CO1												
CO2												
CO3												
CO4												

CO5												
CO6												

The COs and CO -PO map shall be considered as suggestive only

Abstract POs Defined by National Board of Accreditation			
PO#	Broad PO	PO#	Broad PO
PO1	Engineering Knowledge	PO7	Environment and Sustainability
PO2	Problem Analysis	PO8	Ethics
PO3	Design/Development of solutions	PO9	Individual and teamwork
PO4	Conduct investigations of complex problems	PO10	Communication
PO5	Modern tool usage	PO11	Project Management and Finance
PO6	The Engineer and Society	PO12	Lifelong learning

Assessment Pattern

Blooms Category	Continuous Assessment Tests		End Semester Examination Marks
	Test 1 (Percentage)	Test 2 (Percentage)	
Remember	30	20	30
Understand	60	50	40
Apply	10	30	30
Analyze			

Evaluate			
Create			

Mark Distribution

Total Marks	CIE Marks	ESE Marks	ESE Duration
150	50	100	3 Hours

Continuous Internal Evaluation Pattern:

Attendance	10 marks
Continuous Assessment Tests	25 marks
Continuous Assessment Assignment	15 marks

Internal Examination Pattern:

Each of the two internal examinations has to be conducted out of 50 marks. First Internal Examination shall be preferably conducted after completing the first half of the syllabus, and the Second Internal Examination shall be preferably conducted after completing the remaining part of the syllabus. There will be two parts: Part A and Part B. Part A contains 5 questions (preferably, 2 questions each from the completed modules and 1 question from the partly covered module), having 3 marks for each question adding up to 15 marks for part A. Students should answer all questions from Part A. Part B contains 7 questions (preferably, 3 questions each from the completed modules and 1 question from the partly covered module), each with 7 marks. Out of the 7 questions in Part B, a student should answer any 5.

End Semester Examination Pattern:

There will be two parts; Part A and Part B. Part A contains 10 questions with 2 questions from each module, having 3 marks for each question. Students should answer all questions. Part B contains 2 questions from each module of which a student should answer anyone. Each question can have a maximum 2 subdivisions and carries 14 marks.

Syllabus

Module- 1 (IoT Architecture)

What is IoT, Genesis of IoT, IoT and Digitization, IoT Impact, Convergence of IT and IoT, IoT Challenges, IoT Network Architecture and Design, Drivers Behind New Network Architectures, Comparing IoT Architectures, A Simplified IoT Architecture, The Core IoT Functional Stack, IoT Data Management and Compute Stack.

Module- 2 (Engineering IoT Networks)

Smart Objects: The “Things” in IoT, Sensors, Actuators, and Smart Objects, Sensor Networks, Connecting Smart Objects, Communications Criteria, IoT Access Technologies

Module- 3 (IoT Network Layer)

IP as the IoT Network Layer, The Business Case for IP, The need for Optimization, Optimizing IP for IoT, Profiles and Compliances, Application Protocols for IoT, The Transport Layer, IoT Application Transport Methods

Module 4 (Data Analytics for IoT)

Data and Analytics for IoT, An Introduction to Data Analytics for IoT, Machine Learning, Big Data Analytics Tools and Technology, Edge Streaming Analytics, Network Analytics, Securing IoT, A Brief History of OT Security, Common Challenges in OT Security, Differences between IT and OT Security Practices and Systems, Formal Risk Analysis Structures: OCTAVE and FAIR.

Module 5 (Developing IoT Systems)

IoT Logical Design using Python, IoT Physical Devices and Endpoints - Raspberry Pi interfaces, Programming Raspberry Pi using Python, Other IoT devices, IoT Physical devices and Cloud offerings, Cloud Storage Models, WAMP - Autobahn for IoT, Django, Designing RESTful Web API, Cloud Web Services for IoT.

Textbooks

1. David Hanes, Gonzalo Salgueiro, Patrick Grossetete, Robert Barton, Jerome Henry, "IoT Fundamentals: Networking Technologies, Protocols, and Use Cases for the Internet of Things", 1st Edition, Pearson Education (Cisco Press Indian Reprint)

2. Arshadeep Bahga, Vijay Madiseti, “Internet of Things: A hands-on approach”, University Press, 2015 (First edition)

References

1. Rajkamal, “Internet of Things: Architecture and Design Principles”, McGraw Hill (India) Private Limited
2. Dieter Uckelmann, Mark Harrison, Michahelles Florian (Ed.), Architecting the internet of things, Springer, 2011
3. Dr. Ovidiu Vermesan, Dr. Peter Friess, Internet of Things: Converging Technologies for Smart Environments and Integrated Ecosystems, River Publishers, 2013
4. Simon Monk, “Programming Arduino: Getting Started with Sketches”, McGraw Hill Publications

Sample Course Level Assessment Questions

Course Outcome 1 (CO1):

1. Write a short note on the impact of IoT in the real world
2. Explain the challenges of IoT.
3. Compare OT and IT Technology.
4. Describe the elements of one M2M architecture of IoT

Course Outcome 2 (CO2):

1. Mention any four wireless technologies and its architectural characteristics
2. Comment things in IoT
3. Compare biosensors and biodegradable sensors used in IoT
4. Explain the term NBIIoT(Narrow Band IoT)

Course Outcome 3 (CO3):

1. Discuss the need for optimization
2. Compare MQTT and COAP
3. Explain different schedule management and packet forwarding models of 6TiSCH

Course Outcome 4(CO4):

1. Compare Bigdata and edge analytics
2. Compare structured and unstructured data
3. Describe the components of FNF

Course Outcome 5(CO5):

1. What are the major challenges in IoT security?
2. Explain the impact of OT Network Characteristics onIoT Security.

Course Outcome 6(CO6):

1. Implement LDR interfacing with Raspberry Pi
2. Explain the development of a RESTful web API.

Model Question Paper

QP CODE:

PAGES :3

Reg No: _____

Name: _____

EIGHTH SEMESTER B.TECH DEGREE EXAMINATION, MONTH & YEAR

Course Code: CST448

Course Name: Internet of Things

Max.Marks : 100

Duration: 3 Hours

PART A

Answer All Questions. Each Question Carries 3 Marks

1. Explain the role of IoT in connected roadways,
2. Describe the functions of the various layers of simplified IoT Architecture Model.
3. Explain the communication protocols employed in Wireless Sensor Networks
4. What are the essential performance considerations of constrained-node networks?
5. Explain the parameters to be considered while choosing between IP adaptation / adoption for last mile communication.
6. With neat diagrams compare the IoT protocol stacks using 6LoWPAN and IP.
7. Differentiate the types of IoT data analytics results.

8. How can the insecure operational protocols be characterized?
9. Write a program to interface an LED and a switch with Raspberry Pi
10. List down the Raspberry Pi interfaces and explain. (10x3=30)

Part B

(Answer any one question from each module. Each question carries 14 Marks)

11. (a) Illustrate the impact of IoT in at least 2 domains of normal human life. (9)
- (b) Describe the Application and Analytics sublayer of IoT Architecture (6)

OR

12. (a) Describe the Standardized IoT architectures. (8)
- (b) Explain the functions of Access Network Sublayer of IoT Architecture (6)
13. (a) Describe the LoRaWAN technology as an IoT communication paradigm. (10)
- (b) Describe various types of sensors. (4)

OR

14. (a) Define actuators. Describe the roles of actuators in IoT systems. (6)
- (b) Explain the IEEE 802.15.4 standard for wireless communication. (8)
15. (a) Explain Message Queuing Telemetry Transport framework and message format. (8)
- (b) Explain tunneling of legacy SCADA over IP Networks with a neat diagram. (6)

OR

16. (a) Explain SCADA Transport over LLNs with MAP-T. (7)
- (b) Explain RPL encryption and authentication on constrained nodes. (7)

17. (a) Explain the Hadoop ecosystem with a neat diagram. (7)
- (b) Explain the Flexible NetFlow Architecture. (7)

OR

18. (a) Explain the “The Purdue Model for Control Hierarchy” and OT network characteristics. (8)
- (b) Explain any two formal risk analysis structures (6)
19. (a) Explain the working of WAMP protocol. (8)
- (b) Describe how AWS supports IoT development (6)

OR

20. (a) Demonstrate an example of Raspberry Pi applications for Industrial IoT. (8)
- (b) Explain the Django Architecture (6)

TEACHING PLAN

No	Contents	No of Lecture Hrs (35 Hrs)
Module – 1 (IoT Architecture) (6 hrs) (TB-1, Chapter 1,2)		
1.1	What is IoT, Genesis of IoT, IoT and Digitization,	1
1.2	IoT Impact, Convergence of IT and IoT, IoT Challenges	1
1.3	IoT Network Architecture and Design	1
1.4	Drivers Behind New Network Architectures, Comparing IoT Architectures	1
1.5	A Simplified IoT Architecture,	1

1.6	The Core IoT Functional Stack, IoT Data Management and Compute Stack.	1
Module- 2 (Engineering IoT Networks) (7hrs)(TB-1, Chapter 3,4)		
2.1	Smart Objects: The “Things” in IoT,	1
2.2	Sensors, Actuators, and Smart Objects	1
2.3	Sensor Networks	1
2.4	Connecting Smart Objects	1
2.5	IoT Access Technologies –IEEE 802.15.4 (g/e), 1901.2a	1
2.6	IoT Access Technologies - 802.11ah, LoRaWAN	1
2.7	IoT Access Technologies – LoRaWAN, NBIoT, LTE	1
Module- 3 (IoT Network Layer) (7 hrs)(TB-1, Chapter 5,6)		
3.1	IP as the IoT Network Layer, The Business Case for IP	1
3.2	The need for Optimizing IP for IoT	1
3.3	Optimizing IP for IoT, Profiles, and Compliance	1
3.4	Application Protocols for IoT - CoAP	1
3.5	Application Protocols for IoT - MQTT	1
3.6	The Transport Layer, IoT Application Transport Methods	1
3.7	The Transport Layer, IoT Application Transport Methods	1
Module 4 (Data Analytics for IoT) (6hrs)(TB-1, Chapter 7,8)		
4.1	An Introduction to Data Analytics for IoT, Machine Learning	1
4.2	Big Data Analytics Tools and Technology	1
4.3	Edge Streaming Analytics, Network Analytics	1

4.4	A Brief History of OT Security, Common Challenges in OT Security	1
4.5	Differences between IT and OT Security Practices and Systems	1
4.6	Formal Risk Analysis Structures: OCTAVE and FAIR	1
Module 5 (Developing IoT Systems)(9 hrs) (TB-2, Chapter 6,7,8)		
5.1	IoT Logical Design using Python,	1
5.2	IoT Physical Devices and Endpoints	1
5.3	Raspberry Pi interfaces, Programming Raspberry Pi using Python	1
5.4	Other IoT devices	1
5.5	Cloud Storage Models	1
5.6	WAMP-Autobahn for IoT	1
5.7	Django	1
5.8	Designing RESTful Web API	1
5.9	Cloud Web Services for IoT.	1

CST458	SOFTWARE TESTING	CATEGORY	L	T	P	CREDIT	YEAR OF INTRODUCTION
		PEC	2	1	0	3	2020

Preamble: This is a course in theoretical computer science that introduces the concepts and methods in software testing. It covers various techniques for test case design used to test software artifacts, including requirements, design, and code, the different techniques for test case design based on graphs, programming language syntaxes and symbolic execution using PEX tool. It enables the learners to follow a systematic software testing approaches while developing applications.

Prerequisite: Nil

Course Outcomes: After the completion of the course the student will be able to:-

CO1	List a range of different software testing techniques and be able to apply specific unit testing method to the projects using Junit.(Cognitive Knowledge Level: Understand)
CO2	Illustrate using appropriate tools the mutation testing method for a given piece of code to identify hidden defects that can't be detected using other testing methods.(Cognitive Knowledge Level: Apply)
CO3	Explain graph coverage criteria in terms of control flow graph and data flow graph for a given program.(Cognitive Knowledge Level: Understand)
CO4	Demonstrate the importance of black-box approaches in terms of domain and functional testing.(Cognitive Knowledge Level: Apply)
CO5	Illustrate the use of PEX tool with symbolic execution.(Cognitive Knowledge Level: Apply)

Mapping of course outcomes with program outcomes

	PO1	PO2	PO3	PO4	PO5	PO6	PO7	PO8	PO 9	PO10	PO11	PO12
CO1												
CO2												
CO3												
CO4												

CO5												
-----	---	---	---	---	---	--	--	--	--	---	--	---

The COs and CO -PO map shall be considered as suggestive only

Abstract POs defined by National Board of Accreditation			
PO#	Broad PO	PO#	Broad PO
PO1	Engineering Knowledge	PO7	Environment and Sustainability
PO2	Problem Analysis	PO8	Ethics
PO3	Design/Development of solutions	PO9	Individual and team work
PO4	Conduct investigations of complex problems	PO10	Communication
PO5	Modern tool usage	PO11	Project Management and Finance
PO6	The Engineer and Society	PO12	Life long learning

Assessment Pattern

Bloom's Category	Continuous Assessment Tests		End Semester Examination
	Test 1 (Marks)	Test 2 (Marks)	Marks
Remember	30	30	30
Understand	40	40	40
Apply	30	30	30
Analyze			
Evaluate			
Create			

Mark Distribution

Total Marks	CIE Marks	ESE Marks	ESE Duration
150	50	100	3 hours

Continuous Internal Evaluation Pattern:

Attendance	10 marks
Continuous Assessment Tests(Average of Series Tests 1 & 2)	25 marks
Continuous Assessment Assignment	15 marks

Internal Examination Pattern:

Each of the two internal examinations has to be conducted out of 50 marks. First series test shall be preferably conducted after completing the first half of the syllabus and the second series test shall be preferably conducted after completing remaining part of the syllabus. There will be two parts: Part A and Part B. Part A contains 5 questions (preferably, 2 questions each from the completed modules and 1 question from the partly completed module), having 3 marks for each question adding up to 15 marks for part A. Students should answer all questions from Part A. Part B contains 7 questions (preferably, 3 questions each from the completed modules and 1 question from the partly completed module), each with 7 marks. Out of the 7 questions, a student should answer any 5.

End Semester Examination Pattern:

There will be two parts; Part A and Part B. Part A contains 10 questions with 2 questions from each module, having 3 marks for each question. Students should answer all questions. Part B contains 2 questions from each module of which a student should answer any one. Each question can have maximum 2 sub-divisions and carries 14 marks.

Syllabus

Module - 1 (Introduction to Software Testing)

Some Popular Errors – Ariane 5, Therac 25, Intel Pentium Bug. What is Software testing? Why should it be tested? Software Quality, Role of Testing. Testing Process - Level 0 thinking, Level 1 thinking, Level 2 thinking, Level 3 thinking, Level 4 thinking. Software Testing Terminologies - Verification, Validation and Testing, Faults, Error and Bug, Test cases, Coverage Criteria. Types of Testing- Unit testing, integration testing, System testing, Acceptance testing, Beta testing, Functional testing, Stress testing, Performance testing, Usability testing and Regression testing. Testing Methods - Black Box testing, White Box testing, Grey Box testing.

Module - 2 (Unit Testing)

Concept of Unit testing. Static Unit testing. Dynamic Unit testing - Control Flow testing, Data Flow testing, Domain testing, Functional Program testing. Mutation testing - Mutation and Mutants, Mutation operators, Mutation score. Junit - Framework for Unit testing. Case Study - Mutation testing using Junit and Muclipse.

Module - 3 (Unit Testing - White Box Approaches)

Overview of Graph Coverage Criteria. Structural Graph Coverage Criteria - Node/vertex coverage, Edge coverage, Edge pair coverage, Path coverage, Complete path coverage, Prime path coverage, Complete round trip coverage, Simple round trip coverage. Data Flow Criteria - du paths, du pairs. Subsumption Relationships among Graph Coverage Criteria. Graph Coverage for Source Code - Control flow graphs for code, CFG: If statement, CFG: If statement with return, CFG: Switch-case, CFG: Loops, CFG: Exceptions (try-catch). Example program – Statistics. Graph Coverage for Design Elements - Call graphs and classes, Class inheritance testing: Coverage criteria, Coverage criteria on inheritance graph, Data flow at the design level, Inter-procedural DU pairs, Coupling du-pairs example. Example - Quadratic Root. Case Study - Graph Based testing using JUnit Framework.

Module - 4 (Unit Testing - Black Box Approaches)

Domain Testing / Input Space Partitioning - Partitions of a set. Input domain modelling - Interface-based approach, Functionality-based approach. Identifying values. Multiple partitions of the input domain - All Combinations Coverage (ACoC), Each Choice Coverage (ECC), Pair-wise Coverage, T-wise Coverage, Base Choice Coverage, Multiple Base Choices Coverage. TriTyp example. Functional Testing - Functional Testing Concepts of Howden. Functional testing - Important Steps. Types of Functional testing - Equivalence Class Partitioning, Boundary Value Analysis, Decision Tables, Random Testing. Case Study - Black Box testing approaches using JUnit.

Module - 5 (Grey Box Testing Approaches)

Introduction to Grey Box testing - Why Grey Box testing, Gray Box Methodology, Advantages and Disadvantages. Techniques of Grey Box Testing - Matrix Testing, Regression Testing, Orthogonal Array Testing or OAT, Pattern Testing. An Introduction to PEX - Parameterized Unit Testing, The Testing Problem. Symbolic Execution – Example, Symbolic execution tree. PEX application Case Study – PEX.

Text Books

1. Paul Ammann and Jeff Offutt, Introduction to Software Testing, Cambridge University Press
2. Kshirasagar Naik and Priyadarshi Tripathy, Software Testing And Quality Assurance: Theory And Practice, Wiley.

Reference Materials

1. King, James C, “Symbolic Execution and Program Testing”, Association for Computing Machinery, July 1976.

Sample Course Level Assessment Questions**Course Outcome 1 (CO1):**

Explain the following types of testing methods with examples.

- (i) Black-box testing.
- (ii) White-box testing.
- (iii) Grey-box testing.

Course Outcome 2 (CO2):

Define 12 mutants for the following method *power()* using effective mutation operators. Try to use each mutation operator at least once. Approximately, how many mutants do you think there would be, if all mutants for *power()* were created?

```
public static int power (int left, int right)
{
//*****
// Raises Left to the power of Right
// precondition : Right >= 0
// postcondition: Returns Left**Right
//*****
```

```

intrslt;
rslt = Left;
if (Right == 0)
{
rslt = 1;
}
else
{
for (int i = 2; i <= Right; i++)
rslt = rslt * Left;
}
return (rslt);
}

```

Course Outcome 3 (CO3):

Draw the control flow graph and data flow graph of given piece of code.

```
public static double ReturnAverage(int value[],int AS, int MIN, int MAX){
```

```
/*
```

Function: ReturnAverageComputes the averageof all those numbers in the input array in the positive range [MIN, MAX]. The maximum size of the array is AS. But, the array size could be smaller than AS in which case the end of input is represented by -999.

```
*/
```

```
int i, ti, tv, sum;
```

```
doubleav;
```

```
i = 0; ti = 0; tv = 0; sum = 0;
```

```
while (ti < AS && value[i] != -999) {
```

```
ti++;
```

```
if (value[i] >= MIN && value[i] <= MAX) {
```

```
tv++;
```

```
sum = sum + value[i];
```

```
}
```

```
i++;
```

```
}
```

```

if (tv > 0)
av = (double)sum/tv;
else
av = (double) -999;
return (av);
}

```

Course Outcome 4 (CO4):

Explain the following with examples.

1. Input domain modelling.
2. All Combinations Coverage (ACoC)
3. Each Choice Coverage (ECC)
4. Pair-wise Coverage
5. T-wise Coverage
6. Base Choice Coverage
7. Multiple Base Choices Coverage.

Course Outcome 5 (CO5):

Draw the symbolic execution tree for the following program code and explain the symbolic execution of testme (α_1 , α_2).

```

int twice (int v) {
return 2 * v;
}

void testme (int x, int y) {
z = twice ( y);
if ( z == x ){
if ( x > y + 10)
ERROR;
}
}

int main() {
x = sym input();
y = sym input();
testme ( x , y);
}

```

return(0);

Model Question Paper

QP CODE:

PAGES: 3

Reg No: _____

Name : _____

EIGHTH SEMESTER B.TECH DEGREE EXAMINATION, MONTH & YEAR

Course Code: CST458

Course Name: Software Testing

Max.Marks:100

Duration: 3 Hours

PART A

Answer all Questions. Each question carries 3 Marks

1. Explain the differences between Validation and Verification?
2. Explain the differences between Fault, Error, and Bug?
3. Define Ground string, Mutation score, and Mutants?
4. What are the functions of Test driver and Test stubs in dynamic unit testing?
5. Define Node coverage, Edge coverage and Prime path coverage in a control flow graph?
6. What are du paths and du pairs in a data flow graph?
7. Explain the two approaches in input domain modelling?
8. Explain the difference between Equivalence Class Partitioning and Boundary Value Analysis?
9. Briefly explain three techniques of Grey box testing?
10. Explain the concept of symbolic execution with the help of a toy example?

(10x3=30)

Part B

(Answer any one question from each module. Each question carries 14 Marks)

11. (a) Explain the following types of testing

- (i) Black Box testing (ii) White Box testing (iii) GreyBox testing (14)
 (iv) Unit testing (v) Integration testing (vi) System testing (vii) Acceptance testing

OR

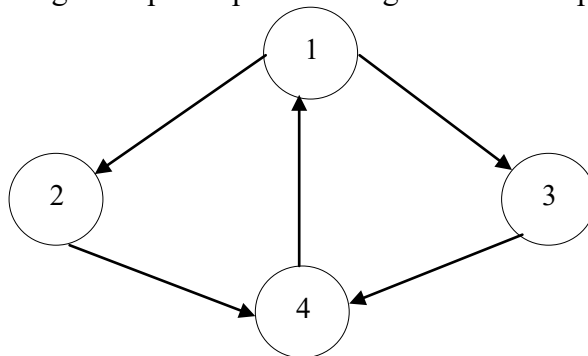
12. (a) Explain the following coverage criterias based on the code fragment given below? (i) Functional coverage (ii) Statement coverage (iii) Conditional coverage (iv) Branch coverage (8)

```
int foo (int x, int y){
    int z = 0;
    if ((x > 0) && (y > 0)){
        z = x;}
    return z;
}
```

- (b) Write positive and negative test cases for an ATM Machine? (6)
13. (a) Explain Dynamic unit test environment with a neat figure. (8)
- (b) Explain the major difference between control flow testing and data flow testing. (6)

OR

14. (a) Explain seven types of mutation operators with neat examples? (14)
15. (a) Explain touring, side trips and detours with a neat example (7)
- (b) Explain simple path coverage and prime path coverage with the help of CFG given below? (7)



OR

16. (a) Draw CFG fragment for (7)
(i) Simple *if* (ii) Simple *while* loop (iii) Simple *for* loop
- (b) Explain the following concepts with examples? (7)
(i) Call graph (ii) Inheritance graph (iii) Coupling du-pairs
17. (a) What are the four important steps in functional testing? (7)
- (b) Briefly explain input domain modelling approaches? (7)

OR

18. (a) Consider the triangle classification program with a specification: (6)
The program reads floating values from the standard input. The three values A , B , and C are interpreted as representing the lengths of the sides of triangle. The program then prints a message to the standard output that states whether the triangle, if it can be formed, is scalene, isosceles, equilateral, or right angled. Determine the following for the above program:
- (i) For the boundary condition $A + B > C$ case (scalene triangle), identify test cases to verify the boundary.
- (ii) For the boundary condition $A = C$ case (isosceles triangle), identify testcases to verify the boundary.
- (iii) For the boundary condition $A = B = C$ case (equilateral triangle), identify testcases to verify the boundary.
- (b) Develop a decision table to generate test cases for this specification. (8)
19. (a) Explain the importance of grey box testing, its advantages and disadvantages? (9)
- (b) Explain the concept of symbolic execution tree? (5)

OR

20. (a) Consider the code fragment given below: - (7)
1. POWER: PROCEDURE(X, Y);
 2. $Z \leftarrow 1$;

3. $J \leftarrow 1$;
4. LAB: IF $Y \geq J$ THEN
5. DO; $Z \leftarrow Z * X$;
6. $J \leftarrow J + 1$;
7. GO TO LAB; END;
8. RETURN (Z) ;
9. END;

a) Explain Symbolic execution of POWER ($\alpha 1$, $\alpha 2$).

(b) Explain Execution tree for POWER ($\alpha 1$, $\alpha 2$).

(7)

TEACHING PLAN

No	Contents	No of Lecture Hrs (35 hrs)
Module 1 (Introduction to Software Testing) -(7 Hours)		
1.1	Some Popular Errors– Ariane 5, Therac 25, Intel Pentium Bug.	1 Hour
1.2	What is Software testing? Why should it be tested? Software Quality, Role of Testing.	1 Hour
1.3	Testing Process - Level 0 thinking, Level 1 thinking, Level 2 thinking, Level 3 thinking, Level 4 thinking.	1 Hour
1.4	Software Testing Terminologies- Verification, Validation and Testing, Faults, Error and Bug, Test cases, Coverage Criteria.	1 Hour
1.5	Types of Testing- Unit testing, integration testing, System testing, Acceptance testing, Beta testing	1 Hour
1.6	Functional testing, Stress testing, Performance testing, Usability testing and Regression testing.	1 Hour
1.7	Testing Methods - Black Box testing, White Box testing, Grey Box testing.	1 Hour
Module 2 (Unit testing)- (6 Hours)		
2.1	Concept of Unit testing, Static Unit Testing	1 Hour

2.2	Dynamic Unit testing - Control Flow testing, Data Flow testing, Domain testing, Functional Program testing.	1 Hour
2.3	Mutation testing - Mutation and Mutants, Mutation operators, Mutation score.	1 Hour
2.4	Junit - Framework for Unit testing.	1 Hour
2.5	Case Study - Mutation testing using Junit	1 Hour
2.6	Case Study - Mutation testing using Muclipse	1 Hour
Module 3 (Unit Testing:- White Box Approaches)- (8 Hours)		
3.1	Structural Graph Coverage Criteria - Node/vertex coverage, Edge coverage, Edge pair coverage, Path coverage	1 Hour
3.2	Complete path coverage, Prime path coverage, Complete round trip coverage, Simple round trip coverage.	1 Hour
3.3	Data Flow Criteria - du paths, du pairs	1 Hour
3.4	Subsumption Relationships among Graph Coverage Criteria	1 Hour
3.5	Graph Coverage for Source Code – Control Flow Graphs (CFG) for code, CFG: If statement, CFG: If statement with return, CFG: Switch-case, CFG: Loops, CFG: Exceptions (try-catch). Example program - Statistics	1 Hour
3.6	Graph Coverage for Design Elements – Structural graph coverage and data flow graph coverage for design elements	1 Hour
3.7	Case Study - Graph Based testing using JUnit Framework. (Lecture 1)	1 Hour
3.8	Case Study - Graph Based testing using JUnit Framework. (Lecture 2)	1 Hour
Module 4 (Unit Testing:- Black Box Approaches) -(7 Hours)		
4.1	Domain Testing / Input Space Partitioning - Partitions of a set.	1 Hour
4.2	Input domain modelling - Interface-based approach, Functionality-based approach.	1 Hour

4.3	Multiple partitions of the input domain - All Combinations Coverage (ACoC), Each Choice Coverage (ECC), Pair-wise Coverage, T-wise Coverage, Base Choice Coverage, Multiple Base Choices Coverage.	1 Hour
4.4	Functional Testing - Functional Testing Concepts of Howden. Important Steps.	1 Hour
4.5	Types of Functional testing - Equivalence Class Partitioning, Boundary Value Analysis	1 Hour
4.6	Decision Tables, Random Testing.	1 Hour
4.7	Case Study - Black Box testing approaches using JUnit.	1 Hour
Module 5 (Grey Box Testing Approaches)- (7 Hours)		
5.1	Introduction to Grey Box testing - Why Grey Box testing, Gray Box Methodology, Advantages and Disadvantages.	1 Hour
5.2	Techniques of Grey Box Testing - Matrix Testing, Regression Testing, Orthogonal Array Testing or OAT, Pattern Testing.	1 Hour
5.3	An Introduction to Pex - Parameterized Unit Testing, The Testing Problem.	1 Hour
5.4	Symbolic Execution – Example, Symbolic execution tree.	1 Hour
5.5	Case Study – PEX (Lecture 1)	1 Hour
5.6	Case Study – PEX (Lecture 2)	1 Hour
5.7	Case Study – PEX (Lecture 3)	1 Hour

CST468	BIOINFORMATICS	CATEGORY	L	T	P	CREDIT	YEAR OF INTRODUCTION
		PEC	2	1	0	3	2020

Preamble: This course helps the learners to understand the fundamental concepts in Molecular Biology, Genomics, Proteomics and Modelling. This course introduces bio macromolecules such as genes and proteins, different biological databases, and tools and algorithms for biological data processing, analysis and interpretation, and the elements of the systems approach to Molecular Biology. This course enables the learners to contribute towards drug discovery and computational analysis and modelling of biological process.

Prerequisite: Basic background in higher secondary biology

Course Outcomes: After the completion of the course, the student will be able to

CO 1	Describe the basic concepts of Bioinformatics with an emphasis on structure, function and synthesis of biomolecules (Cognitive knowledge level : Understand)
CO 2	Identify biological data formats and databases, retrieve bio-sequences, and align bio-sequences to identify similarity (Cognitive knowledge level : Apply)
CO 3	Employ similarity searching tools and algorithms to align sequences to highlight the similarity, and describe the structure of genes (Cognitive knowledge level : Apply)
CO 4	Demonstrate Protein Structure, visualize protein structure using tools, and explain how proteins interact (Cognitive knowledge level : Apply)
CO 5	Explain the fundamental aspects of Systems Biology, Computational Modeling and properties of models (Cognitive knowledge level : Understand)

Mapping of course outcomes with program outcomes

	PO1	PO2	PO3	PO4	PO5	PO6	PO7	PO8	PO9	PO10	PO11	PO12
CO1												
CO2												
CO3												

CO4												
CO5												

The COs and CO -PO map shall be considered as suggestive only

PO#	Broad PO	PO#	Broad PO
PO1	Engineering Knowledge	PO7	Environment and Sustainability
PO2	Problem Analysis	PO8	Ethics
PO3	Design/Development of solutions	PO9	Individual and team work
PO4	Conduct investigations of complex problems	PO10	Communication
PO5	Modern tool usage	PO11	Project Management and Finance
PO6	The Engineer and Society	PO12	Life long learning

Assessment Pattern

Bloom's Category	Continuous Assessment Tests		End Semester Examination
	Test1 (%)	Test2 (%)	
Remember	30	30	30
Understand	50	50	50
Apply	20	20	20
Analyse			
Evaluate			
Create			

Mark Distribution

Total Marks	CIE Marks	ESE Marks	ESE Duration
150	50	100	3

Continuous Internal Evaluation Pattern:

Attendance	10 marks
Continuous Assessment Tests (Average of Series Tests 1& 2)	25 marks
Continuous Assessment Assignment	15 marks

Internal Examination Pattern:

Each of the two internal examinations has to be conducted out of 50 marks. First series test shall be preferably conducted after completing the first half of the syllabus and the second series test shall be preferably conducted after completing remaining part of the syllabus. There will be two parts: Part A and Part B. Part A contains 5 questions (preferably, 2 questions each from the completed modules and 1 question from the partly completed module), having 3 marks for each question adding up to 15 marks for part A. Students should answer all questions from Part A. Part B contains 7 questions (preferably, 3 questions each from the completed modules and 1 question from the partly completed module), each with 7 marks. Out of the 7 questions, a student should answer any 5.

End Semester Examination Pattern:

There will be two parts; Part A and Part B. Part A contains 10 questions with 2 questions from each module, having 3 marks for each question. Students should answer all questions. Part B contains 2 full questions from each module of which student should answer any one. Each question can have maximum 2 sub-divisions and carries 14 marks.

Syllabus

Module-1 (Introduction to bioinformatics)

Introduction to bioinformatics, Nature & Scope of Bioinformatics, DNA, RNA, and Protein: The Central Dogma, Messenger RNA, tRNA, rRNA, Genetic code, Gene Structure and Control, Transcription, translation

Module-2 (Introduction to bio sequences and analysis)

Introduction to Biological Databases, NCBI, Genbank, Bio sequence formats- FASTA, Sequence alignment- Global Alignment and Local Alignment, Dot Matrix Method, Dynamic Programming Method, Gap Penalties, Amino Acid Scoring Matrices - PAM and BLOSUM

Module-3 (Database Similarity Searching and genomics)

Database Similarity Searching, BLAST – Variants -BLASTN, BLASTP, BLASTX, Statistical Significance, Needleman and Wunsch and Smith–Waterman Method, Multiple Sequence Alignment, scoring function, Clustal, introduction to structure of prokaryotic and eukaryote gene

Module-4 (Proteomics)

Protein Structure, Ramachandran Plot, Hierarchies of Protein Structure, Determination of Protein three-dimensional structure, protein structure database-PDB, Protein structure visualization, introduction to Protein protein interaction, STRING database

Module-5 (Systems Biology)

Introduction to Systems Biology, Models and Modelling, Properties of models, Systems state and steady state, Variables, Parameters, and Constants in modelling, Purpose and Adequateness of Models, Advantages of Computational Modelling, Model Development, Network Versus Elements, Modularity, Robustness and Sensitivity, Data Integration

Text books

1. Zvelebil, Marketa J., and Jeremy O. Baum. *Understanding bioinformatics*. Garland Science, 2007.
2. Xiong, Jin. *Essential bioinformatics*. Cambridge University Press, 2006.
3. Klipp, E., Herwig, R., Kowald, A., Wierling, C., & Lehrach, H. *Systems biology in practice: concepts, implementation and application*. John Wiley & Sons. 2005

References

1. Baxevanis, Andreas D., Gary D. Bader, and David S. Wishart, eds. *Bioinformatics*. John Wiley & Sons, 2020.
2. Shaik, Noor Ahmad, et al. *Essentials of Bioinformatics, Volume I*. Springer, 2019

3. Selzer, Paul M., Richard J. Marhöfer, and Andreas Rohwer, *Applied bioinformatics. An introduction*–Springer, Verlag,, 2008.
4. S C Rastogi, N Mendiratta and PRastogi, *Bioinformatics: Methods and Applications* , PHI Learning Private Limited, New Delhi, 2015.
5. D E Krane and M L Raymer, *Fundamental Concepts of Bioinformatics*, Pearson Education, 2006.
6. Andreas D.Baxevanis, B F Francis Ouellette, *Bioinformatics - A Practical Guide to the Analysis of Genes and Proteins*, Third Edition, John Wiley & Sons INC. , U.K. 2006
7. Neil C Jones and Pavel A Pevzner, *An Introduction to Bioinformatics Algorithms*, MIT press, 2004.

Course Level Assessment Questions

Course Outcome 1 (CO1):

1. Compare and contrast the DNA and RNA on the basis of structure and functions.
2. Demonstrate with the help of a flow diagram the generation of protein using the transcription and translation process.

Course Outcome 2 (CO2):

1. Download DNA sequence of human insulin form NCBI
2. Identify the following qualifiers for GenBank and give their definitions: [ACCN], [ALL], [AUTH], [ECNO], [FKEY], [GENE], [JOUR], [KYWD]
3. Construct a dot plot and find the sequence alignment between the following two sequences:
Sequence1: GATTCTATCTAACTA, Sequence2: GTTCTATTCTAAC

Course Outcome 3 (CO3):

1. Apply Needleman-Wunsch Algorithm to perform sequence alignment for the following sequences: CGTGAATTCAT (sequence #1), GACTTAC (sequence #2)
2. Construct a BLAST procedure for sequence alignment(HSP) if a sequence and its corresponding database sequence are given. Assume the necessary data and demonstrate the procedure.

Course Outcome 4 (CO4):

1. Differentiate between the different protein molecular structure visualizations. Also mention the advantages and uses of each visualization technique.
2. Make use of an example and demonstrate the steps in protein comparison. Show how root mean square deviation is calculated while comparing two proteins.

Course Outcome 5 (CO5):

1. Explain how systems biology is used in data integration.
2. Explain the process of model development

Model Question Paper**QP CODE:****Reg No:** _____**Name:** _____**PAGES : 3****EIGHTH SEMESTER B.TECH DEGREE EXAMINATION, MONTH & YEAR****Course Code: CST468****Course Name: Bioinformatics****Max. Marks : 100****Duration: 3 Hours****PART A****Answer All Questions. Each Question Carries 3 Marks**

1. Differentiate DNA, Gene, genome and chromosome.
2. What are the functions of mRNA, tRNA and rRNA?
3. What do you mean by Gene expression?
4. Write difference between local and global alignment.
5. Write short note on Gap penalties and its usage in comparing Biological sequences.
6. List any three types of BLAST and make short description on each.
7. What are the principle underlying the formation of Ramachandran plot?.
8. What are the experimental methods for determining protein structure?
9. What do you mean by steady state in a biological system.
10. Justify the statement - systems are modular. **(10x3=30)**

Part B**(Answer any one question from each module. Each question carries 14 Marks)**

11. (a) What is the central dogma of molecular biology? **(6)**
(b) Explain the steps involved in the process of transcription. How is the primary transcript produced by a prokaryote different from that produced by a eukaryotic cell? **(8)**

OR

12. (a) Discuss translation process in protein synthesis. (6)
- (b) Explain bio-molecules involved in central dogma, its structure and types. (8)
13. (a) Explain the importance of Primary and secondary databases in Bioinformatics (6)
- (b) Illustrate the methods of pairwise sequence alignment. What is the use of assigning gap penalties in alignment? (8)

OR

14. (a) Illustrate sequence alignment. What are the applications of sequence alignment in Bioinformatics? (7)
- (b) What is the use of scoring matrices? Differentiate between PAM and BLOSUM matrices and its usage in alignment. (7)
15. (a) Using Needleman and Wunsch dynamic programming method, construct the partial alignment score table for the following two sequences, using the scoring parameters: match score: +5, mismatch score: -1, gap penalty: -2.
CCATGCU
GATTACA
 Also write down the optimal global alignment between these sequences along with the optimal score. (9)
- (b) Interpret the blast result and statistical significance of the alignment by analyzing the results. (5)

OR

16. (a) Using Smith Waterman method construct the partial alignment scoring table and obtain the optimal local alignment of the following two sequences:
ACGTATCGCGTATA
GATGCTCTCGGAJAA (9)
- (b) Illustrate multiple sequence alignment. (5)
17. (a) Discuss hierarchies of protein structure. (6)
- (b) Explain how the protein structure is determined by using experimental techniques. (8)

OR

18. (a) Discuss protein interaction. How it contributes to the complexity of an organism? (9)
- (b) Discuss on Protein Structure Database. (5)

19. (a) Discuss systems biology approach of understanding complex biological systems. (6)
- (b) Explain on Variables, Parameters, and Constants in modeling biological systems. (8)

OR

20. (a) Explain on advantages of Computational Modeling of biological system. (7)
- (b) What are the properties of models in biological system? (7)

TEACHING PLAN

No	Contents	No of Lecture (36 Hrs)
Module-1 (Introduction to bioinformatics)(8 hrs) Text 1 (Relevant topics from chapter 1.1, 1.2, 1.3)		
1.1	Introduction to bioinformatics	1
1.2	Nature & Scope of Bioinformatics	1
1.3	DNA, RNA, and Protein	1
1.4	The Central Dogma introduction	1
1.5	Messenger RNA, tRNA, rRNA,	1
1.6	Genetic code,	1
1.7	Gene Structure and Control	1
1.8	Transcription, Translation	1
Module-2 (Introduction to bio sequences and analysis) (7 hrs) Text 2 (Relevant topics from chapter 2, 3)		
2.1	Introduction to Biological Databases	1
2.2	NCBI Sequence retrieval	1
2.3	Genbank, Bio sequence formats- FASTA	1
2.4	Sequence alignment- Global Alignment and Local Alignment	1
2.5	Dot Matrix Method, Dynamic Programming Method	1

2.6	Gap Penalties	1
2.7	Amino Acid Scoring Matrices – PAM, BLOSUM	1
Module-3 (Database Similarity Searching and genomics) (7 hrs) Text 2 (Relevant topics from chapter 4 5 and 8)		
3.1	Database Similarity Searching, BLAST, Variants of BLAST - BLASTN, BLASTP, BLASTX	1
3.2	BLAST Analysis - Statistical Significance	1
3.3	Needleman and Wunsch Method	1
3.4	Smith–Waterman Method	1
3.5	Multiple Sequence Alignment, scoring function	1
3.6	Clustal tool	1
3.7	Gene Structure of prokaryotic, eukaryote	1

Module-4 (Proteomics) (7 hrs) Text 2 (Relevant topics from chapter 12, 13 and 19)		
4.1	Protein Structure, Ramachandran Plot	1
4.2	Hierarchies of Protein Structure	1
4.3	Determination of Protein three-dimensional structure	1
4.4	protein structure database-PDB	1
4.5	Protein structure visualization	1
4.6	Protein protein interaction	1
4.7	Protein protein interaction networks, STRING database	1
Module-5 (Systems Biology) (7 hrs) Text 3 (Relevant topics from Section 1.1-1.4)		
5.1	Introduction to Systems Biology, Properties of models	1
5.2	Systems state and steady state	1
5.3	Variables, Parameters, and Constants in modelling	1
5.4	Purpose and Adequateness of Models	1
5.5	Advantages of Computational Modelling ,Model Development (introduction only)	1
5.6	Network Versus Elements, Modularity,	1

5.7	Robustness and Sensitivity, Data Integration	1
-----	--	---

CST478	COMPUTATIONAL LINGUISTICS	CATEGORY	L	T	P	CREDIT	YEAR OF INTRODUCTION
		PEC	2	1	0	3	2020

Preamble: The course aims to teach the basics of Computational Linguistics to the students viewing language phenomena from a computational/statistical standpoint. This involves ideas about statistical and computational models and how these could be linked with various language processing tasks. The course helps the learner to appreciate the complexities involved in language processing tasks using a machine, in contrast with the ease with which human beings handle them. Some practical aspects are also discussed using the Python and NLTK framework to equip the student with the capability to design solutions to linguistic problems.

Prerequisite: Nil

Course Outcomes: After the completion of the course the student will be able to

CO#	CO
CO1	Explain the fundamental concepts of language processing (Cognitive Knowledge Level: Understand)
CO2	Demonstrate the concepts of probability, statistical inference and hidden Markov model. (Cognitive Knowledge Level: Apply)
CO3	Compare and summarize the various methods of word sense disambiguation, lexical acquisition and selectional preferences. (Cognitive Knowledge Level: Apply)
CO4	Make use of different Part-of-Speech Tagging methods for language modelling. (Cognitive Knowledge Level: Apply)
CO5	Examine Probabilistic Context Free Grammars and various probabilistic parsing methods (Cognitive Knowledge Level: Apply)
CO6	Develop simple systems for linguistic tasks using Python and NLTK. (Cognitive Knowledge Level: Apply)

Mapping of course outcomes with program outcomes

	PO1	PO2	PO3	PO4	PO5	PO6	PO7	PO8	PO9	PO10	PO11	PO12
CO1	<input checked="" type="checkbox"/>											<input checked="" type="checkbox"/>
CO2	<input checked="" type="checkbox"/>	<input checked="" type="checkbox"/>										<input checked="" type="checkbox"/>
CO3	<input checked="" type="checkbox"/>	<input checked="" type="checkbox"/>	<input checked="" type="checkbox"/>									<input checked="" type="checkbox"/>
CO4	<input checked="" type="checkbox"/>		<input checked="" type="checkbox"/>		<input checked="" type="checkbox"/>							<input checked="" type="checkbox"/>
CO5	<input checked="" type="checkbox"/>	<input checked="" type="checkbox"/>	<input checked="" type="checkbox"/>									<input checked="" type="checkbox"/>
CO6	<input checked="" type="checkbox"/>	<input checked="" type="checkbox"/>	<input checked="" type="checkbox"/>	<input checked="" type="checkbox"/>	<input checked="" type="checkbox"/>							<input checked="" type="checkbox"/>

The COs and CO -PO map shall be considered as suggestive only

Abstract POs defined by National Board of Accreditation			
PO#	Broad PO	PO#	Broad PO
PO1	Engineering Knowledge	PO7	Environment and Sustainability
PO2	Problem Analysis	PO8	Ethics
PO3	Design/Development of solutions	PO9	Individual and team work
PO4	Conduct investigations of complex problems	PO10	Communication
PO5	Modern tool usage	PO11	Project Management and Finance
PO6	The Engineer and Society	PO12	Life long learning

Assessment Pattern

Bloom's Category	Continuous Assessment Tests		End Semester Examination Marks (%)
	Test 1 (%)	Test 2 (%)	
Remember	30	30	30
Understand	30	30	30
Apply	40	40	40
Analyze			
Evaluate			

Create			
--------	--	--	--

Mark Distribution

Total Marks	CIE Marks	ESE Marks	ESE Duration
150	50	100	3Hrs

Continuous Internal Evaluation Pattern:

Attendance	10 marks
Continuous Assessment Tests(Average of Series Tests 1 & 2)	25 marks
Continuous Assessment Assignment	15 marks

Internal Examination Pattern:

Each of the two internal examinations has to be conducted out of 50 marks. First series test shall be preferably conducted after completing the first half of the syllabus and the second series test shall be preferably conducted after completing remaining part of the syllabus. There will be two parts: Part A and Part B. Part A contains 5 questions (preferably, 2 questions each from the completed modules and 1 question from the partly completed module), having 3 marks for each question adding up to 15 marks for part A. Students should answer all questions from Part A. Part B contains 7 questions (preferably, 3 questions each from the completed modules and 1 question from the partly completed module), each with 7 marks. Out of the 7 questions, a student should answer any 5.

End Semester Examination Pattern:

There will be two parts; Part A and Part B. Part A contains 10 questions with 2 questions from each module, having 3 marks for each question. Students should answer all questions. Part B contains 2 full questions from each module of which student should answer any one. Each question can have maximum 2 sub-divisions and carries 14 marks.

Syllabus

Module- 1 (Preliminaries)

Introduction: Rationalist and Empiricist Approaches to Language-Questions that linguistics should answer-Noncategorical phenomena in language-Language and cognition as probabilistic phenomena

The Ambiguity of Language: Why natural language processing is difficult-Lexical resources-Word counts-Zipf's laws-Collocations-Concordances

Linguistic Essentials:

Parts of Speech and Morphology -Nouns and pronouns-Words that accompany nouns: Determiners and adjectives-Verbs-Other parts of speech-Phrase Structure-Phrase structure grammars -Semantics and Pragmatics-Corpus Based Work

Module -2 (Mathematical Essentials:)

Probability Theory-Probability spaces-Conditional probability and independence-Bayes' theorem-Random variables-Expectation and variance-Notation-Joint and conditional distributions-Standard distributions-Bayesian statistics

Statistical Inference: n-gram Models over Sparse Data-Bins: Forming Equivalence Classes-Reliability vs discrimination-n gram models

Markov Models-Hidden Markov Models-Why use HMMs?-General form of an HMM-Finding the probability of an observation-Finding the best state sequence

Module -3 (Word Sense Disambiguation)

Methodological Preliminaries- Supervised and unsupervised learning-Pseudowords-Upper and lower bounds on performance-Supervised Disambiguation-Bayesian classification-Dictionary based Disambiguation-Disambiguation based on sense definitions-Thesaurus based disambiguation

Lexical Acquisition-Evaluation Measures-Verb Subcategorization -Attachment

Ambiguity-PP attachment- Selectional Preferences

Semantic Similarity: Vector space measures-Probabilistic measures

Module -4 (Grammar)

Part-of-Speech Tagging-The Information Sources in Tagging-Markov Model Taggers-Hidden Markov Model Taggers-Applying HMMs to POS tagging-The effect of initialization on HMM training-Transformation Based Learning of Tags

Probabilistic Context Free Grammars-Some Features of PCFGs-Questions for PCFGs -The Probability of a String -Using inside probabilities-Using outside probabilities-Finding the most likely parse for a sentence-parsing for disambiguation-parsing model versus language model

Module -5 (Language Processing with Python)

Introduction to NLTK, Text Wrangling and Text cleansing : Sentence Splitter, Tokenization, Stemming, Lemmatization, Stop word removal , Rare word Removal, Spell Correction. Part of Speech Tagging and NER. Parsing Structure in Text: Shallow versus deep parsing, different types of parsers and dependency parsing.

Text Books :

1. C.D. Manning and H. Schutze. Foundations of Statistical Natural Language Processing. MIT Press.
2. Steven Bird, Ewan Klein, Edward Loper, Natural Language Processing with Python and NLTK. O'reilly Pub.

References:

1. D. Jurafsky and J.H. Martin: Speech and Language Processing: Introduction to Natural Language Processing, Computational Linguistics and Speech Recognition, PHI.
2. James Allen: Natural Language Understanding. Pearson Pub.
3. Nitin Hardeniya, Jacob Perkins, Deepti Chopra, Nisheeth Joshi, ItiMathur: Natural Language Processing: Python and NLTK., 1stEdition. Packt Publishing

Course Level Assessment Questions**Course Outcome 1 (CO1):**

1. What do you understand by the term *collocations*? List their properties.
2. Define the term phrase structure grammar formally.

Course Outcome 2 (CO2):

1. State Bayes' theorem and explain briefly. Comment on its usefulness in NLP.
2. How can n-grams be used to model natural language statistically?

Course Outcome 3 (CO3):

1. What is meant by attachment ambiguity? Show it using English sentences
2. What is meant by Word Sense Disambiguation (WSD)? Outline any one WSD algorithm

Course Outcome 4 (CO4):

1. How can HMM be used for Parts of speech tagging?
2. Outline an implementation procedure for HMM

Course Outcome 5 (CO5):

1. Show with an example how can probabilistic grammars be used to model human preferences in parsing.
2. Give the technique of Transformation-Based Learning of Tags

Course Outcome 6 (CO6):

1. Implement a python program for stop word removal in a simple paragraph.
2. Write a code to access a weather site and extract the forecast top temperature for your town or city today.

Model Question Paper

QP CODE:

Reg No: _____

Name: _____

PAGES : 3

EIGHTH SEMESTER B.TECH DEGREE EXAMINATION, MONTH & YEAR

Course Code: CST478

Course Name: Computational Linguistics

Max. Marks : 100

Duration: 3 Hours

PART A

Answer All Questions. Each Question Carries 3 Marks

1. Define Zipf's law.
2. List the uses of a corpus in language processing?
3. What is a Hidden Markov Model?
4. State Bayes' theorem and explain briefly. Comment on its usefulness in NLP.
5. What is meant by supervised disambiguation? What are its prerequisites ?
6. Consider the sentence: "the children ate the cake with a spoon". Construct the parse tree for it and explain the attachment ambiguity.
7. Discuss the properties of Markov chain useful in POS tagging.
8. Explain the features of PCFG.
9. What is NLTK? How is it useful in text processing ?
10. Write a Python program to extract different date formats from a text document.

(10x3=30)

Part B**(Answer any one question from each module. Each question carries 14 Marks)**

11. (a) Write a note on the following terms with example: (9)
 (i) Collocations (ii) Concordances (iii) Phrase structure grammars
- (b) Differentiate stemming and lemmatization with examples. (5)

OR

12. (a) Write a note on all parts of speech tags of English language (9)
- (b) What are the differences between Rationalist and Empiricist to Language approaches (5)
13. (a) What do you mean by a probability distribution? (5)
 What are the approaches used in SNLP to estimate probability distribution of linguistic events?
- (b) Give a formal definition of Hidden Markov Model (HMM) and state the relevant assumption while using HMM for language modeling (9)

OR

14. (a) Assume that a particular type of syntactic error detected by a system A occurs once in 1,00,000 sentences on an average. This system detects an error correctly with a probability 0.05. Suppose the system reports an error in a test sentence. What is the probability that this is true? (5)
- (b) List some of the problems associated with sparse data in SNLP. (9)
 Write a note on n-gram Models over Sparse Data
15. (a) What do you understand by Disambiguation based on sense definitions. (9)
 Write and explain any one algorithm for this.
- (b) With the help of Bayes' rule, explain the Bayesian disambiguation algorithm. (5)

OR

16. (a) Write a note on selectional preferences with an example (5)
- (b) What is meant by attachment ambiguity? List different attachment issues. (9)

17. (a) Write a note on Transformation-Based Learning of tags. Give it's algorithm (9)
- (b) How can HMM be used for parts of speech tagging (5)

OR

18. (a) Write the formal definition of PCFG. (5)

Apply probabilistic parsing on the following sentence and find the correct parsing using the given grammar

Sentence: Astronomers saw stars with ears.

Probabilistic grammar:

S → NP VP	1.0	NP → NP PP	0.4
PP → P NP	1.0	NP → <i>astronomers</i>	0.1
VP → V NP	0.7	NP → <i>ears</i>	0.18
VP → VP PP	0.3	NP → <i>saw</i>	0.04
P → <i>with</i>	1.0	NP → <i>stars</i>	0.18
V → <i>saw</i>	1.0	NP → <i>telescopes</i>	0.1

- (b) How do you find the probability of a string using inside and outside probabilities ? (9)
19. (a) Write a Python program for PoS tagging using the necessary Python packages. (9)
- (b) Explain the process of Named Entity Recognition. (5)
List its uses and challenges involved.

OR

20. (a) Write a regular expression for removing punctuations, numbers and white spaces in a piece of text. (9)
- (b) Write a Python program to count the number of sentences, words and line numbers in a given piece of text. Display each sentence along with that. (5)

TEACHING PLAN

No	Contents	No of Lecture Hrs (36 hrs)
Module - 1 (Preliminaries) (9 hrs)		
1.1	Introduction: Rationalist and Empiricist Approaches to Language-Questions that linguistics should answer-	1
1.2	Non-categorical phenomena in language-Language and cognition as probabilistic phenomena	1
1.3	The Ambiguity of Language: Why natural language processing is difficult	1
1.4	Lexical resources-Word counts	1
1.5	Zipf's laws-Collocations-Concordances	1
1.6	Linguistic Essentials: Parts of Speech and Morphology -Nouns and pronouns	1
1.7	Words that accompany nouns: Determiners and adjectives-Verbs-Other parts of speech	1
1.8	Phrase Structure-Phrase structure grammars	1
1.9	Semantics and Pragmatics-Corpus Based Work	1
Module – 2 (Mathematical Essentials) (7 hrs)		
2.1	Probability Theory-Probability spaces	1
2.2	Conditional probability and independence-Bayes' theorem	1
2.3	Random variables-Expectation and variance-Notation	1
2.4	Joint and conditional distributions-Standard distributions-Bayesian statistics	1
2.5	Statistical Inference: n-gram Models over Sparse Data-Bins: Forming Equivalence Classes	1
2.6	Markov Models-Hidden Markov Models: Why use HMMs?	1
2.7	General form of an HMM-Finding the probability of an observation-Finding the best state sequence	1
Module – 3 (Word Sense Disambiguation) (7 hrs)		
3.1	Methodological Preliminaries-Supervised and unsupervised learning	1
3.2	Upper and lower bounds on performance-Supervised Disambiguation	1
3.3	Bayesian classification-Dictionary based Disambiguation-	1
3.4	Disambiguation based on sense definitions-Thesaurus based disambiguation	1
3.5	Lexical Acquisition-Evaluation Measures	1

3.6	Verb Subcategorization-Attachment Ambiguity, PP attachment-Selectional Preferences	1
3.7	Semantic Similarity:Vector space measures-Probabilistic measures	1

Module – 4 (Grammar) (8 hrs)		
4.1	Part-of-Speech Tagging-The Information Sources in Tagging	1
4.2	Markov Model Taggers-Hidden Markov Model Taggers-	1
4.3	Applying HMMs to POS tagging-The effect of initialization on HMM training-	1
4.4	Transformation-Based Learning of Tags	1
4.5	Probabilistic Context Free Grammars-Some Features of PCFGs	1
4.6	Questions for PCFGs	1
4.7	The Probability of a String -Using inside probabilities Using outside probabilities	1
4.8	Finding the most likely parse for a sentence-parsing for disambiguation, parsing model vs. language model	1
Module - 5 (Language Processing with Python) (5 hrs)		
5.1	Introduction to NLTK	1
5.2	Text Wrangling and Text cleansing : Sentence Splitter, Tokenization, Stemming,	1
5.3	Lemmatization, Stop word removal , Rare word Removal, Spell Correction.	1
5.4	Part of Speech Tagging and NER.	1
5.5	Parsing Structure in Text: Shallow versus deep parsing, types of parsers	1

SEMESTER VIII

MINOR

CSD482	MINI PROJECT	CATEGORY	L	T	P	CREDIT	YEAR OF INTRODUCTION
		PWS	0	0	3	4	2020

Preamble: The objective of this course is to apply the fundamental concepts of different courses learned in respective Minor Streams: Software Engineering, Machine Learning and Networking. This course helps the learners to get an exposure to the development of application software/hardware solutions/ software simulations in the field of Computer Science and Engineering. It enables the learners to understand the different steps to be followed such as literature review and problem identification, preparation of requirement specification & design document, testing, development and deployment. Mini project enables the students to boost their skills, widen the horizon of thinking and their ability to resolve real life problems.

Prerequisite: A sound knowledge in courses studied in respective minor stream.

Course Outcomes: After the completion of the course the student will be able to

CO#	CO
CO1	Identify technically and economically feasible problems (Cognitive Knowledge Level: Apply)
CO2	Identify and survey the relevant literature for getting exposed to related solutions. (Cognitive Knowledge Level: Apply)
CO3	Perform requirement analysis, identify design methodologies and develop adaptable & reusable solutions of minimal complexity by using modern tools & advanced programming techniques (Cognitive Knowledge Level: Apply)
CO4	Prepare technical report and deliver presentation (Cognitive Knowledge Level: Apply)
CO5	Apply engineering and management principles to achieve the goal of the project (Cognitive Knowledge Level: Apply)

Mapping of course outcomes with program outcomes

	PO1	PO2	PO3	PO4	PO5	PO6	PO7	PO8	PO9	PO10	PO11	PO12
CO1												
CO2												
CO3												
CO4												
CO5												

The COs and CO -PO map shall be considered as suggestive only

Abstract POs defined by National Board of Accreditation			
PO#	Broad PO	PO#	Broad PO
PO1	Engineering Knowledge	PO7	Environment and Sustainability
PO2	Problem Analysis	PO8	Ethics
PO3	Design/Development of solutions	PO9	Individual and team work
PO4	Conduct investigations of complex problems	PO10	Communication
PO5	Modern tool usage	PO11	Project Management and Finance
PO6	The Engineer and Society	PO12	Lifelong learning

Assessment Pattern

Mark Distribution

Total Marks	CIE Marks	ESE Marks
150	75	75

Continuous Internal Evaluation Pattern:

Attendance	10 marks
Project Guide	15 marks
Project Report	10 marks
Evaluation by the Committee (will be evaluating the level of completion and demonstration of functionality/specifications, presentation, oral examination, work knowledge and involvement)	: 40 marks

Student Groups with 4 or 5 members should identify a topic of interest in consultation with a Faculty Advisor/Project Coordinator/Guide. Review the literature and gather information pertaining to the chosen topic. State the objectives and develop a methodology to achieve the objectives. Carryout the design/fabrication or develop codes/programs to achieve the objectives by strictly following steps specified in the teaching plan. Innovative design concepts, performance, scalability, reliability considerations, aesthetics/ergonomic, user experience and security aspects taken care of in the project shall be given due weight.

The progress of the mini project is evaluated based on a minimum of two reviews. The review committee may be constituted by a senior faculty member, Mini Project coordinator and project guide. The internal evaluation shall be made based on the progress/outcome of the project, reports and a viva-voce examination, conducted internally by a 3-member committee. A project report is required at the end of the semester. The project has to be demonstrated for its full design specifications.

End Semester Examination Pattern:

The marks will be distributed as

Presentation	: 30 marks
Demo	: 20 marks
Viva	: 25 marks.
Total	: 75 marks.

TEACHING PLAN

Students are expected to follow the following steps.

1. Review of Literature and Identification of a problem
2. Create an abstract with a problem statement, solution approach, technology stack, team, etc.
3. Create Requirements Specification
4. Create Design Document . This may include designs like,
 - a. System Architecture Design
 - b. Application Architecture Design
 - c. GUI Design
 - d. API Design
 - e. Database Design
 - f. Technology Stack
5. Deployment, Test Run & Get Results
6. Prepare Project Report

Guidelines for the Report preparation

A bonafide report on the mini project shall be submitted within one week after the final presentation. Minimum number of pages should be 40.

- Use Times New Roman font for the entire report – Chapter/Section Title – Times New Roman 18, Bold; Heading 2 – Times New Roman 16, Bold; Heading 3 – Times New Roman 14, Bold; Body- Times New Roman 12, Normal.
- Line Spacing – Between Heading 2 – 3 lines, between lines in paragraph 1.5 lines.
- Alignments – Chapter/Section Title – Center, Heading 2 & 3 should be Left Aligned. Ensure that all body text is paragraph justified.
- Figures & Tables – Ensure that all Figures and Tables are suitably numbered and given proper names/headings. Write figure title under the figure and table title above the table.

- **Suggestive order of documentation:**

- i. Top Cover
- ii. Title page
- iii. Certification page
- iv. Acknowledgement
- v. Abstract
- vi. Table of Contents
- vii. List of Figures and Tables
- viii. Chapters
- ix. Appendices, if any
- x. References/Bibliography

SEMESTER VIII

HONOURS

CSD496	MINI PROJECT	CATEGORY	L	T	P	CREDIT	YEAR OF INTRODUCTION
		PWS	0	0	3	2	2020

Preamble: The objective of this course is to apply the fundamental concepts of courses learned in respective Honors Streams: Security in Computing, Machine Learning and Formal Methods. This course helps the learners to get an exposure to the development of application software/hardware solutions/ software simulations in the field of Computer Science and Engineering. It enables the learners to understand the different steps to be followed such as literature review and problem identification, preparation of requirement specification & design document, testing, development and deployment. Mini project enables the students to boost their skills, widen the horizon of thinking and their ability to resolve real life problems.

Prerequisite: A sound knowledge in courses studied in respective honor stream.

Course Outcomes: After the completion of the course the student will be able to

CO#	CO
CO1	Identify technically and economically feasible problems (Cognitive Knowledge Level: Apply)
CO2	Identify and survey the relevant literature for getting exposed to related solutions. (Cognitive Knowledge Level: Apply)
CO3	Perform requirement analysis, identify design methodologies and develop adaptable & reusable solutions of minimal complexity by using modern tools & advanced programming techniques (Cognitive Knowledge Level: Apply)
CO4	Prepare technical report and deliver presentation (Cognitive Knowledge Level: Apply)
CO5	Apply engineering and management principles to achieve the goal of the project (Cognitive Knowledge Level: Apply)

Mapping of course outcomes with program outcomes

	PO1	PO2	PO3	PO4	PO5	PO6	PO7	PO8	PO9	PO10	PO11	PO12
CO1												
CO2												
CO3												
CO4												
CO5												

The COs and CO -PO map shall be considered as suggestive only

Abstract POs defined by National Board of Accreditation			
PO#	Broad PO	PO#	Broad PO
PO1	Engineering Knowledge	PO7	Environment and Sustainability
PO2	Problem Analysis	PO8	Ethics
PO3	Design/Development of solutions	PO9	Individual and team work
PO4	Conduct investigations of complex problems	PO10	Communication
PO5	Modern tool usage	PO11	Project Management and Finance
PO6	The Engineer and Society	PO12	Lifelong learning

Assessment Pattern**Mark Distribution**

Total Marks	CIE Marks	ESE Marks
150	75	75

Continuous Internal Evaluation Pattern:

Attendance **10 marks**

Project Guide **15 marks**

Project Report **10 marks**

Evaluation by the Committee (will be evaluating the level of completion and demonstration of functionality/specifications, presentation, oral examination, work knowledge and involvement) **: 40 marks**

Student Groups with 4 or 5 members should identify a topic of interest in consultation with a Faculty Advisor/Project Coordinator/Guide. Review the literature and gather information pertaining to the chosen topic. State the objectives and develop a methodology to achieve the objectives. Carryout the design/fabrication or develop codes/programs to achieve the objectives by strictly following steps specified in the teaching plan. Innovative design concepts,

performance, scalability, reliability considerations, aesthetics/ergonomic, user experience and security aspects taken care of in the project shall be given due weight.

The progress of the mini project is evaluated based on a minimum of two reviews. The review committee may be constituted by a senior faculty member, Mini Project coordinator and project guide. The internal evaluation shall be made based on the progress/outcome of the project, reports and a viva-voce examination, conducted internally by a 3-member committee. A project report is required at the end of the semester. The project has to be demonstrated for its full design specifications.

End Semester Examination Pattern:

The marks will be distributed as

Presentation	: 30 marks
Demo	: 20 marks
Viva	: 25 marks.
Total	: 75 marks.

TEACHING PLAN

Students are expected to follow the following steps.

1. Review of Literature and Identification of a problem
2. Create an abstract with a problem statement, solution approach, technology stack, team, etc.
3. Create Requirements Specification
4. Create Design Document . This may include designs like,
 - a. System Architecture Design
 - b. Application Architecture Design
 - c. GUI Design
 - d. API Design
 - e. Database Design
 - f. Technology Stack
5. Deployment, Test Run & Get Results
6. Prepare Project Report

Guidelines for the Report preparation

A bonafide report on the mini project shall be submitted within one week after the final presentation. Minimum number of pages should be 40.

- Use Times New Roman font for the entire report – Chapter/Section Title – Times New Roman 18, Bold; Heading 2 – Times New Roman 16, Bold; Heading 3 – Times New Roman 14, Bold; Body- Times New Roman 12, Normal.
- Line Spacing – Between Heading 2 – 3 lines, between lines in paragraph 1.5 lines.

- Alignments – Chapter/Section Title – Center, Heading 2 & 3 should be Left Aligned. Ensure that all body text is paragraph justified.
- Figures & Tables – Ensure that all Figures and Tables are suitably numbered and given proper names/headings. Write figuretitle under the figure and table title above the table.

- **Suggestive order of documentation:**
 - i. Top Cover
 - ii. Title page
 - iii. Certification page
 - iv. Acknowledgment
 - v. Abstract
 - vi. Table of Contents
 - vii. List of Figures and Tables
 - viii. Chapters
 - ix. Appendices, if any
 - x. References/Bibliography